

[Manuals.plus](#) /

> [UOCFYK](#) /

> UOCFYK 12 Inch Solid Wood Platform Bed Instruction Manual

UOCFYK WBF-Q

UOCFYK 12 Inch Solid Wood Platform Bed Instruction Manual

Model: WBF-Q | Brand: UOCFYK

1. PRODUCT OVERVIEW

The UOCFYK Solid Wood Platform Bed is a versatile and elegantly designed bed frame crafted from 100% premium pine. It features a simple yet modern aesthetic, suitable for various bedroom decors. This platform bed is engineered for durability and stability, providing robust support for your mattress without the need for a box spring.

Key features include:

- **Elegant Design:** Crafted from 100% pine, enhancing any bedroom decor.
- **Durable Stability:** Features a robust design with a center support bracket and nine solid natural wooden legs, supporting up to 1000 lbs.
- **Box Spring Alternative:** Solid wood slats offer excellent support directly for your mattress.
- **Practical Storage:** Provides 8.5-inch clearance underneath for efficient storage and easy cleaning.
- **Hassle-Free Assembly:** Comes with all necessary tools and instructions for quick setup.

2. COMPONENTS AND ASSEMBLY

Before assembly, ensure all components are present and undamaged. Refer to the included installation manual for a detailed list of parts. Assembly is designed to be straightforward and can be completed with the provided tools.



Figure 2.1: Fully assembled UOCFYK Queen Size Solid Wood Platform Bed Frame, showcasing the slat support system.



Figure 2.2: Detail of the bed frame's slat support system, highlighting the sturdy construction and integrated design.



Figure 2.3: Close-up view of the bed frame's structural elements, including strong central support, sturdy bed legs, convenient hook-and-loop fasteners for slats, and high-quality wood material.

Assembly Steps:

1. Unpack all components and verify against the parts list in the included manual.
2. Assemble the main frame sections according to the step-by-step instructions.
3. Attach the support legs, ensuring they are securely tightened.
4. Place the wooden slats onto the frame. The velcro design ensures easy and quick installation, keeping slats securely in place.
5. Ensure all connections are firm and stable before placing the mattress.

3. OPERATING INSTRUCTIONS

Once assembled, the UOCFYK Platform Bed is ready for use. Simply place your compatible queen-size mattress directly onto the wooden slats. No box spring is required.



Figure 3.1: The UOCFYK bed frame fully set up with a mattress and bedding, ready for use in a bedroom.



Figure 3.2: Side view of the bed frame with mattress and bedding, illustrating its low-profile design.

4. MAINTENANCE

Proper maintenance ensures the longevity and beauty of your UOCFYK Solid Wood Platform Bed.

- **Regular Checks:** Regularly check the assembly screws and joints to ensure they remain tight and secure. This helps maintain the bed's stability and safety over time.
- **Cleaning:** Clean the wood frame with a soft, dry cloth. Avoid using harsh cleaning chemicals, as these can damage the natural finish and integrity of the wood.
- **Mattress Fit:** Always use a mattress that fits the dimensions of the frame perfectly. Mismatched sizes might lead to discomfort or potential mishaps.

Sizes and Dimensions





STANDARD MATTRESS SIZES	BED FRAME DIMENSIONS	BEST FIT
TWIN:	74.4"L x 38"W x 12"H	
FULL:	74.4"L X 53.5"W X 12"H	
QUEEN:	79.5"L X 59.4"W X 12"H	
KING:	79.5"L X 75.5"W X 12"H	



Figure 4.1: Illustration of the 8.5-inch under-bed clearance, ideal for storage and easy cleaning access for devices like robot vacuums.

5. TROUBLESHOOTING

If you encounter any issues with your UOCFYK Platform Bed, please refer to the following common concerns and solutions:

- **Wobbling or Instability:** If the bed feels unstable or wobbly, first ensure all screws and bolts are fully tightened. Over time, connections can loosen. Re-tighten all fasteners. Verify that the central support legs are properly aligned and making full contact with the floor. Ensure the bed is placed on a level surface.
- **Squeaking Noises:** Squeaking can often be resolved by re-tightening all assembly hardware. If the issue persists, check if the mattress is properly seated on the slats and if any slats are misaligned.
- **Damaged Parts:** If any part is damaged during shipping or assembly, do not attempt to force it. Contact customer support for replacement parts.

Safety Warning: Do not exceed the maximum weight capacity of 1000 lbs. Always use a mattress that fits the frame perfectly to prevent discomfort or mishaps. Follow the assembly instructions carefully to ensure stability and prevent collapse.

6. SPECIFICATIONS

Feature	Detail
---------	--------


Feature	Detail
Material	100% Premium Pine Wood
Weight Capacity	Maximum support of 1000 lbs
Slats Count	Solid wooden slats for optimal mattress support
Bed Frame Height (Clearance)	8.5 inches underneath the frame
Assembly	Easy-to-follow instructions and assembly tools included
Recommended Mattress Size	Queen (Compatible with standard queen-size mattresses)
Product Dimensions (Queen)	79.5"L x 59.4"W x 12"H
Color	Natural
Finish Type	Natural
Item Weight	54.1 pounds
Model Number	WBF-Q



Strong Central Support



Sturdy Bed Legs



Convenient Hook-and-loop Fastener



High-Quality Wood

Figure 6.1: Dimensional diagram for the Queen size UOCFYK Platform Bed.



Figure 6.2: Comprehensive table detailing standard mattress sizes and their corresponding UOCFYK bed frame dimensions for various sizes (Twin, Full, Queen, King).

7. WARRANTY AND SUPPORT

For any questions, concerns, or assistance with your UOCFYK product, please contact customer support. While specific warranty details are not provided in this manual, protection plans may be available for purchase separately to extend coverage for your product.

For further assistance, please visit the official UOCFYK website or contact their customer service department.