

## ShanWan Q36xsp pro

# ShanWan Bluetooth Game Controller User Manual

Model: Q36xsp pro

Brand: ShanWan

## 1. INTRODUCTION

The ShanWan Bluetooth Game Controller is a compact, keychain-sized mini joystick designed for versatile gaming across multiple platforms. Its small form factor makes it highly portable, while its robust features ensure a responsive and enjoyable gaming experience. This manual provides detailed instructions for setting up, operating, and maintaining your controller.



Front view of the ShanWan Bluetooth Game Controller, showcasing its compact design and button layout.

## 2. PRODUCT FEATURES

- **Multiple Universal Compatibility:** Supports Android phones and tablets, PS4/Slim/Pro, iPhone, iPad, and Switch Games.
- **Long Battery Life:** Equipped with a 180mAh battery, requiring only 1 hour to fully charge and providing up to 5 hours of continuous gameplay.
- **Stable Connections:** Features a chip that ensures faster response and a strong Bluetooth connection, minimizing disconnection issues.
- **Wireless and Reliable:** High-performance wireless technology offers a reliable signal within 10 meters with strong anti-interference capability.
- **Small Design:** Weighs 30 grams and features 17 buttons. Designed for portability, it can be hung on a backpack or keychain.
- **Customized Digital Hall Joystick:** Provides smooth and precise control with excellent player feedback.
- **Equipped with Tuned Gyroscope Body Sensation:** Exclusive algorithm tuning accurately captures the dynamic trajectory of the controller for enhanced performance.

## 3. PACKAGE CONTENTS

- ShanWan Bluetooth Game Controller (Blue)
- USB-C Charging Cable (not explicitly listed but implied by charging port)
- Lanyard
- Cat Paw Thumb Stick Cap

## 4. SETUP GUIDE

### 4.1 Charging the Controller

Before first use, fully charge the controller. Connect the USB-C charging cable to the controller's charging port and the other end to a compatible USB power source (e.g., computer USB port, wall adapter). The controller requires approximately 1 hour for a full charge, providing up to 5 hours of gameplay.

### 4.2 Bluetooth Pairing

To pair your ShanWan controller with a device:

1. Ensure the controller is charged.
2. Turn on the controller.
3. Activate Bluetooth on your target device (e.g., smartphone, tablet, PC, Switch, PS4).
4. Press and hold the 'Pair' button on the controller until the indicator light flashes rapidly, indicating it's in pairing mode.
5. On your device, search for new Bluetooth devices and select "ShanWan Controller" (or similar name) from the list.
6. Once connected, the indicator light on the controller will become solid.

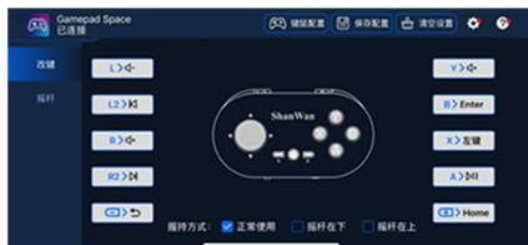
### 4.3 Firmware Update for Switch 2 and Custom Buttons

For optimal compatibility with Switch 2 and to enable custom button configurations, it is recommended to update the controller's firmware. This requires downloading the official Gamepad software.



Gamepad space

Switch 2 Connection  
and Custom Buttons



If you want to connect Switch 2 and custom buttons, you need to download the official Gamepad software to upgrade the firmware.

Image illustrating the Gamepad Space software interface for Switch 2 connection and custom button setup.

Please refer to the official ShanWan website or product listing for the latest Gamepad software download

and detailed firmware update instructions.

## 5. OPERATING INSTRUCTIONS

### 5.1 Platform Compatibility

The ShanWan controller is designed for broad compatibility:

- **PC Windows:** Connects as an Xbox controller in PC settings, compatible with Steam.
- **Nintendo Switch:** Fully compatible, may require firmware update for Switch 2.
- **iOS / Android:** Supports mobile gaming on smartphones and tablets.
- **PlayStation 4 (PS4/Slim/Pro):** Compatible for PS mode gaming.



Visual representation of the controller's multi-platform compatibility.

### 5.2 XSP Three-Level Mode Switching

The controller features an XSP switch to quickly change between different operating modes for various devices:

# X S P Three level Mode

Realize fast switching between devices



X: Phone and PC modes



S: Switch Mode



P: PS mode

Diagram illustrating the XSP mode switch and its corresponding functions.

- **X Mode:** For Phone and PC (Windows) gaming.
- **S Mode:** For Nintendo Switch.
- **P Mode:** For PlayStation (PS4) gaming.

Slide the switch to the desired mode before connecting or during gameplay to ensure proper functionality.

## 5.3 Joystick and Button Functionality

The controller features a highly responsive digital Hall joystick and 17 tactile buttons. The joystick can be toggled between joystick and D-pad functionality with a dedicated button press, offering flexibility for different game types.

# Customized digital Hall joystick

Not only smooth and precise, but also a demonstration of player feedback



Detailed view of the customized digital Hall joystick, highlighting its precision.

## 5.4 Gyroscope Functionality

The integrated gyroscope provides motion control capabilities, accurately capturing the controller's dynamic trajectory for games that support this feature.



# Equipped with tuned gyroscope body sensation

Exclusive algorithm tuning, accurately capturing the dynamic trajectory of the controller, better utilizing the performance of the controller



Visual representation of the controller's gyroscope in action, tracking movement.

## 5.5 Gameplay Demonstration

Watch the official product video below to see the ShanWan controller in action across various games and platforms.

Official video demonstrating the ShanWan Mini Controller's use with various games and devices, including racing and sports simulations.

## 6. MAINTENANCE

To ensure the longevity and optimal performance of your ShanWan controller, follow these maintenance guidelines:

- **Cleaning:** Use a soft, dry cloth to wipe the controller. Avoid using harsh chemicals or abrasive materials.
- **Storage:** Store the controller in a cool, dry place away from direct sunlight and extreme temperatures.
- **Battery Care:** Do not expose the battery to high temperatures or attempt to disassemble it. Charge regularly, even if not in frequent use, to maintain battery health.
- **Avoid Drops:** Despite its durable design, avoid dropping the controller to prevent internal damage.

## 7. TROUBLESHOOTING

If you encounter issues with your ShanWan controller, try the following solutions:

- **Controller Not Turning On:** Ensure the controller is fully charged. Connect it to a power source and wait a few minutes before attempting to turn it on.
- **Unable to Pair/Frequent Disconnections:**
  - Ensure the controller is in the correct XSP mode for your device.
  - Make sure Bluetooth is enabled on your device and that the controller is within the 10-meter range.
  - Forget the device in your device's Bluetooth settings and attempt to re-pair.
  - Restart both the controller and your device.
- **Buttons/Joystick Unresponsive:**
  - Check if the controller is properly paired and in the correct mode.
  - Ensure the controller's battery is not critically low.
  - If playing on Switch 2 or experiencing issues with specific button mapping, consider performing a firmware update using the official Gamepad software.
- **Input Lag:** Ensure there are no major obstructions between the controller and your device. Reduce interference from other wireless devices if possible.

## 8. SPECIFICATIONS

| Feature       | Detail   |
|---------------|--|
| Model Number  | Q36xsp pro                                     |
| Dimensions    | 3.46 x 2.09 x 0.94 inches                      |
| Item Weight   | 1.44 ounces (approx. 30 grams)                 |
| Battery       | 180mAh (1 AAA battery required, included)      |
| Charging Time | Approx. 1 hour                                 |
| Play Time     | Approx. 5 hours                                |
| Connectivity  | Bluetooth                                      |
| Compatibility | Android, iOS, Windows PC, Nintendo Switch, PS4 |
| Manufacturer  | Shanwan  |






Image showing the compact dimensions of the ShanWan controller.






## 9. WARRANTY AND SUPPORT

For warranty information, technical support, or further assistance, please refer to the official ShanWan website or contact the seller directly through the platform where the product was purchased. Keep your purchase receipt as proof of purchase.

© 2025 ShanWan. All rights reserved.

### Related Documents - Q36xsp pro

|   |  |
|---|--|
|  | <p><a href="#">ShanWan Q36 Wireless Game Controller: User Guide and Connection Modes</a></p> <p>Comprehensive guide to the ShanWan Q36 wireless game controller. Learn how to connect to Android, iOS, Windows, Nintendo Switch (Pro and Joycon modes), and PS4. Includes setup, firmware updates, and technical specifications.</p> |
|---|--|

|  |   |
|--|---|
|   | <p><a href="#">ShanWan Q38 Wireless Gaming Controller User Manual and Features</a></p> <p>Comprehensive guide to the ShanWan Q38 wireless gaming controller, covering setup, modes (Android/iOS/Windows, Switch, PS4), firmware upgrades, additional functions, and specifications.</p>                               |
|   | <p><a href="#">ShanWan Q36 Pro Wireless Gaming Controller User Manual</a></p> <p>Comprehensive user guide for the ShanWan Q36 Pro Wireless Gaming Controller, covering setup, connectivity for Android, iOS, Windows, and Nintendo Switch, PS4 compatibility, firmware updates, and technical specifications.</p>     |
|   | <p><a href="#">ShanWan Q13 Mobile Game Controller User Guide</a></p> <p>Comprehensive guide for the ShanWan Q13 Mobile Game Controller, covering features, connectivity options for various platforms (Android, iOS, Switch, PC, PS3/PS4/PS5), button mapping, charging, and troubleshooting.</p>                     |
|   | <p><a href="#">ShanWan Q36 Game Controller User Guide and Connectivity Modes</a></p> <p>Comprehensive guide to the ShanWan Q36 game controller, covering X-Input, HID, and ShootingPlus modes for Android, iOS, and Windows. Includes setup, charging, and electrical specifications.</p>                             |
|  | <p><a href="#">ShanWan Q11A Retractable Gamepad User Manual</a></p> <p>User manual for the ShanWan Q11A retractable gamepad, detailing its features, connectivity options (Bluetooth, USB), compatibility with various platforms (Android, iOS, PC, PS3/PS4, Switch), operation instructions, and specifications.</p> |