



Manuals.plus /

› Ant Esports /

› Ant Esports MK1300 V2 Portable 60 Percent Mechanical Keyboard User Manual

Ant Esports MK1300 V2

Ant Esports MK1300 V2 Portable 60 Percent Mechanical Keyboard User Manual

Model: MK1300 V2

1. PRODUCT OVERVIEW

The Ant Esports MK1300 V2 is a 60% form factor mini mechanical keyboard designed for portability and desk space efficiency. It features a sleek and compact design, making it an ideal choice for gamers and users with limited desk space. This keyboard supports USB 2.0 full-speed connection and N-key rollover for accurate input. It is equipped with Outemu Brown Mechanical Switches, providing a tactile feel and a super-fast 1 ms response time.



Image: Front view of the Ant Esports MK1300 V2 mechanical keyboard, showcasing its compact 60% layout and RGB backlighting.

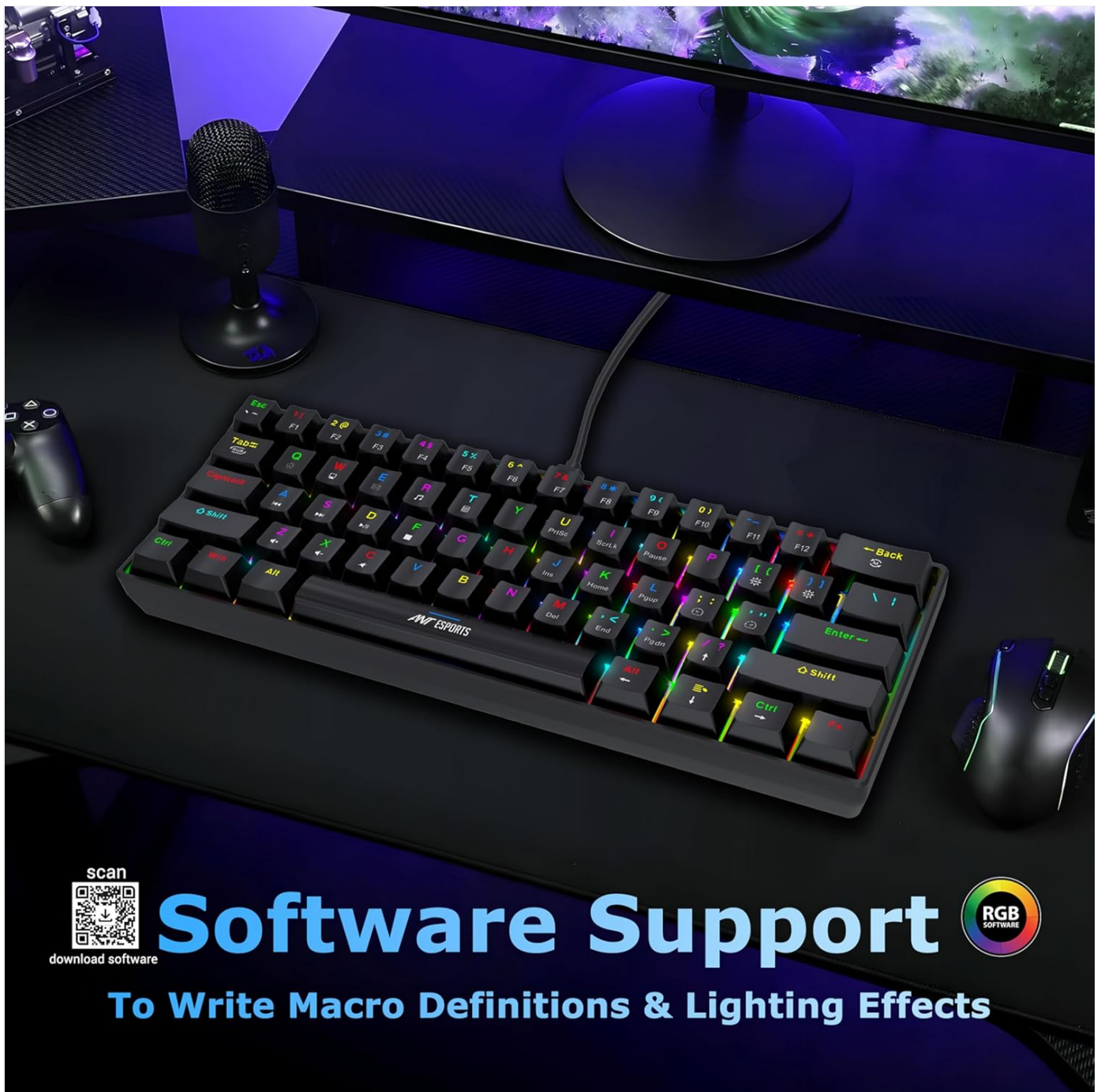


Image: Side view of the Ant Esports MK1300 V2 keyboard, highlighting its ergonomic profile and keycap design.

2. SETUP AND CONNECTIVITY

The MK1300 V2 keyboard is designed for plug-and-play convenience, requiring no driver installation for basic functionality.

2.1 Connecting the Keyboard

1. Locate the USB-C port on the keyboard and the USB-A port on your computer.
2. Connect the provided USB-C to USB-A cable to both the keyboard and your computer.
3. The keyboard will automatically be detected by your operating system.

2.2 System Compatibility

The keyboard is compatible with various operating systems, including:

- Windows (XP/Vista, 7/8, 10, 11)
- macOS
- Linux OS





<p>IN THE BOX</p> <p>Keyboard USB to Type-C Cable User Manual</p>	<p style="text-align: center;">ANT ESPORTS</p> <h2 style="text-align: center;">MK1300 V2</h2> <p style="text-align: center;">60% MECHANICAL GAMING KEYBOARD</p> <p>WARRANTY</p> <p>Ant Esports MK1300V2 60% Mechanical Keyboard comes with 1 year warranty.</p> <p style="text-align: center;">Warranty Card</p> <p>Customer Name : _____</p> <p>Product Name : _____ Model No. : _____</p> <p>Address : _____ Date of Purchase : _____</p> <p>Dealer Name : _____ Phone No. : _____</p> <p style="text-align: center;">CONNECT WITH US ON</p> <p style="text-align: center;">ANT ESPORTS www.antesports.com support@antesports.com</p> <p style="text-align: center;"><small>*Notice: Any alteration of the clauses and contents and copies are invalid.</small></p>	<p style="text-align: center;">ANT ESPORTS</p> <h2 style="text-align: center;">MK1300 V2</h2> <p style="text-align: center;">60% MECHANICAL GAMING KEYBOARD</p> <p style="text-align: center;">User Manual & Warranty Card</p>   <p style="text-align: center;">FC CE RoHS</p>																																																																																																								
<p>PRODUCT OVERVIEW</p> <p>Ant Esports MK1300V2 is a 60% form factor mini keyboard that comes in a very sleek and durable frame. The supremely compact keyboard takes very little space on a desk making it an ideal option for gamers with limited desk space. The keyboard supports USB2.0 transmission mode for quick plug and play operation. This keyboard has durable Outemu Mechanical Switches to give you the perfect feel every gamer loves. It comes with a detachable USB to Type-C Cable.</p>  <p>TECHNICAL SPECIFICATIONS</p> <table border="0"> <tr><td>Keyboard Type</td><td>: 60% Form Factor</td></tr> <tr><td>Connectivity</td><td>: Type-C to USB</td></tr> <tr><td>Color</td><td>: Black / White</td></tr> <tr><td>Layout</td><td>: 61 English (Mini)</td></tr> <tr><td>Switch</td><td>: MK 1300 V2 Mini Series Mechanical Switches</td></tr> <tr><td>Keys Type</td><td>: 26 Anti Ghosting Keys</td></tr> <tr><td>Cable Length</td><td>: 1.5m</td></tr> <tr><td>Working Voltage</td><td>: VDD2.2-5.5V</td></tr> <tr><td>Working Current</td><td>: <120mA</td></tr> <tr><td>Operating Temperature</td><td>: -40 ~ 85C</td></tr> <tr><td>Storage Temperature</td><td>: -20 ~+ 60C</td></tr> <tr><td>Lifespan</td><td>: 50 Million Clicks</td></tr> <tr><td>Net Weight</td><td>: 456g</td></tr> <tr><td>Gross Weight</td><td>: 586g</td></tr> <tr><td>Dimensions</td><td>: 290*101*38mm</td></tr> </table>	Keyboard Type	: 60% Form Factor	Connectivity	: Type-C to USB	Color	: Black / White	Layout	: 61 English (Mini)	Switch	: MK 1300 V2 Mini Series Mechanical Switches	Keys Type	: 26 Anti Ghosting Keys	Cable Length	: 1.5m	Working Voltage	: VDD2.2-5.5V	Working Current	: <120mA	Operating Temperature	: -40 ~ 85C	Storage Temperature	: -20 ~+ 60C	Lifespan	: 50 Million Clicks	Net Weight	: 456g	Gross Weight	: 586g	Dimensions	: 290*101*38mm	<p>BASIC KEYBOARD FUNCTIONS</p> <table border="0"> <tr><td>COMBINATION KEY : FUNCTIONS</td><td>COMBINATION KEY : FUNCTIONS</td></tr> <tr><td>FN + Q : Browser</td><td>FN + Back : Lighting effect</td></tr> <tr><td>FN + W : My Computer</td><td>FN + TAB : RGB lighting</td></tr> <tr><td>FN + E : Email</td><td>FN + / : </td></tr> <tr><td>FN + R : Music</td><td>FN + Alt : </td></tr> <tr><td>FN + T : Calculator</td><td>FN + Menu : </td></tr> <tr><td>FN + A : Last Song</td><td>FN + Ctl : </td></tr> <tr><td>FN + S : Next Song</td><td>FN + 1 : </td></tr> <tr><td>FN + D : Pause/Play</td><td>FN + 2 : </td></tr> <tr><td>FN + F : Stop</td><td>FN + 3 : </td></tr> <tr><td>FN + Z : Volume-</td><td>FN + 4 : </td></tr> <tr><td>FN + X : Volume+</td><td>FN + 5 : </td></tr> <tr><td>FN + C : Mute</td><td>FN + 6 : </td></tr> <tr><td>FN + U : Print Screen</td><td>FN + 7 : </td></tr> <tr><td>FN + I : Scroll</td><td>FN + 8 : </td></tr> <tr><td>FN + O : Pause</td><td>FN + 9 : </td></tr> <tr><td>FN + H : LED Speed Down</td><td>FN + 0 : </td></tr> <tr><td>FN + J : LED Speed Up</td><td>FN + = : </td></tr> <tr><td>FN + K : Home</td><td>FN + _ : </td></tr> <tr><td>FN + L : Page Up</td><td>FN + + : </td></tr> <tr><td>FN + = : Speed Up</td><td></td></tr> <tr><td>FN + - : Speed Down</td><td></td></tr> <tr><td>FN + M : Del</td><td></td></tr> <tr><td>FN + , : End</td><td></td></tr> <tr><td>FN + . : Pg Dn</td><td></td></tr> <tr><td>FN + Esc : </td><td></td></tr> <tr><td>FN + 1 : F1</td><td></td></tr> <tr><td>FN + 2 : F2</td><td></td></tr> <tr><td>FN + 3 : F3</td><td></td></tr> <tr><td>FN + 4 : F4</td><td></td></tr> <tr><td>FN + 5 : F5</td><td></td></tr> <tr><td>FN + 6 : F6</td><td></td></tr> <tr><td>FN + 7 : F7</td><td></td></tr> <tr><td>FN + 8 : F8</td><td></td></tr> <tr><td>FN + 9 : F9</td><td></td></tr> <tr><td>FN + _ : F11</td><td></td></tr> <tr><td>FN + = : F12</td><td></td></tr> </table> <p>DOWNLOAD SOFTWARE</p> <p>Download software for controlling RGB, recording macros, and for custom keyboard functions.</p> 	COMBINATION KEY : FUNCTIONS	COMBINATION KEY : FUNCTIONS	FN + Q : Browser	FN + Back : Lighting effect	FN + W : My Computer	FN + TAB : RGB lighting	FN + E : Email	FN + / :	FN + R : Music	FN + Alt :	FN + T : Calculator	FN + Menu :	FN + A : Last Song	FN + Ctl :	FN + S : Next Song	FN + 1 :	FN + D : Pause/Play	FN + 2 :	FN + F : Stop	FN + 3 :	FN + Z : Volume-	FN + 4 :	FN + X : Volume+	FN + 5 :	FN + C : Mute	FN + 6 :	FN + U : Print Screen	FN + 7 :	FN + I : Scroll	FN + 8 :	FN + O : Pause	FN + 9 :	FN + H : LED Speed Down	FN + 0 :	FN + J : LED Speed Up	FN + = :	FN + K : Home	FN + _ :	FN + L : Page Up	FN + + :	FN + = : Speed Up		FN + - : Speed Down		FN + M : Del		FN + , : End		FN + . : Pg Dn		FN + Esc :		FN + 1 : F1		FN + 2 : F2		FN + 3 : F3		FN + 4 : F4		FN + 5 : F5		FN + 6 : F6		FN + 7 : F7		FN + 8 : F8		FN + 9 : F9		FN + _ : F11		FN + = : F12		<p>LED OPERATION & OTHER FUNCTIONS</p> <ol style="list-style-type: none"> The keyboard can run in Windows, MAC & other operating systems. It can be configured to different language versions according to customer needs. Support following dazzling LED lighting effects: <ol style="list-style-type: none"> 18 kinds of LED lighting effects 8 kinds of RGB lighting effects Support 26 key /N key mode automatic switch, the e-bank password entry is not affected. Support LOCK WIN function and LED light effect indication. When both WIN and APP keys are locked, WIN_Lock is always on. After unlocking, WIN_Lock is off. Support FN+ space bar reset function, long press for 3 seconds to restore the light to normal mode, all user set values to restore to the factory mode Light Mode Switching Sequence (Loop): Plug in the USB power on the boot, first show the flow running light effect animation, and then enter the user in the last use of the function and light mode state.
Keyboard Type	: 60% Form Factor																																																																																																									
Connectivity	: Type-C to USB																																																																																																									
Color	: Black / White																																																																																																									
Layout	: 61 English (Mini)																																																																																																									
Switch	: MK 1300 V2 Mini Series Mechanical Switches																																																																																																									
Keys Type	: 26 Anti Ghosting Keys																																																																																																									
Cable Length	: 1.5m																																																																																																									
Working Voltage	: VDD2.2-5.5V																																																																																																									
Working Current	: <120mA																																																																																																									
Operating Temperature	: -40 ~ 85C																																																																																																									
Storage Temperature	: -20 ~+ 60C																																																																																																									
Lifespan	: 50 Million Clicks																																																																																																									
Net Weight	: 456g																																																																																																									
Gross Weight	: 586g																																																																																																									
Dimensions	: 290*101*38mm																																																																																																									
COMBINATION KEY : FUNCTIONS	COMBINATION KEY : FUNCTIONS																																																																																																									
FN + Q : Browser	FN + Back : Lighting effect																																																																																																									
FN + W : My Computer	FN + TAB : RGB lighting																																																																																																									
FN + E : Email	FN + / :																																																																																																									
FN + R : Music	FN + Alt :																																																																																																									
FN + T : Calculator	FN + Menu :																																																																																																									
FN + A : Last Song	FN + Ctl :																																																																																																									
FN + S : Next Song	FN + 1 :																																																																																																									
FN + D : Pause/Play	FN + 2 :																																																																																																									
FN + F : Stop	FN + 3 :																																																																																																									
FN + Z : Volume-	FN + 4 :																																																																																																									
FN + X : Volume+	FN + 5 :																																																																																																									
FN + C : Mute	FN + 6 :																																																																																																									
FN + U : Print Screen	FN + 7 :																																																																																																									
FN + I : Scroll	FN + 8 :																																																																																																									
FN + O : Pause	FN + 9 :																																																																																																									
FN + H : LED Speed Down	FN + 0 :																																																																																																									
FN + J : LED Speed Up	FN + = :																																																																																																									
FN + K : Home	FN + _ :																																																																																																									
FN + L : Page Up	FN + + :																																																																																																									
FN + = : Speed Up																																																																																																										
FN + - : Speed Down																																																																																																										
FN + M : Del																																																																																																										
FN + , : End																																																																																																										
FN + . : Pg Dn																																																																																																										
FN + Esc :																																																																																																										
FN + 1 : F1																																																																																																										
FN + 2 : F2																																																																																																										
FN + 3 : F3																																																																																																										
FN + 4 : F4																																																																																																										
FN + 5 : F5																																																																																																										
FN + 6 : F6																																																																																																										
FN + 7 : F7																																																																																																										
FN + 8 : F8																																																																																																										
FN + 9 : F9																																																																																																										
FN + _ : F11																																																																																																										
FN + = : F12																																																																																																										

Image: Diagram illustrating the wide compatibility of the Ant Esports MK1300 V2 keyboard with Windows, macOS, and Linux operating systems.

2.3 Software Installation (Optional)

For advanced customization of RGB lighting, macro recording, and custom key functions, dedicated software is available. You can download the software from the official Ant Esports website:

Download Link: <https://antesports.com/downloads/>

LIFESPAN 50 MILLION KEYSTROKES



Image: The keyboard on a desk with a monitor, illustrating software support for macro definitions and lighting effects. A QR code for software download is visible.

3. OPERATING INSTRUCTIONS

The Ant Esports MK1300 V2 features a compact 61-key layout. Many functions are accessed using the Function (Fn) key in combination with other keys.

3.1 Basic Key Functions (Fn Combinations)

To access F1-F12 keys and other standard functions, press and hold the **Fn** key, then press the corresponding key as indicated below:

Combination	Function	Combination	Function
Fn + 1	F1	Fn + Q	Home
Fn + 2	F2	Fn + W	End
Fn + 3	F3	Fn + E	Page Up
Fn + 4	F4	Fn + R	Page Down
Fn + 5	F5	Fn + T	Print Screen
Fn + 6	F6	Fn + Y	Scroll Lock
Fn + 7	F7	Fn + U	Pause Break
Fn + 8	F8	Fn + I	Insert
Fn + 9	F9	Fn + O	Delete
Fn + 0	F10	Fn + P	Backspace
Fn + -	F11	Fn + [Volume Down
Fn + =	F12	Fn +]	Volume Up
Fn + \	Mute	Fn + A	Left Arrow
Fn + S	Down Arrow	Fn + D	Right Arrow
Fn + F	Up Arrow	Fn + G	Win Lock
Fn + H	Calculator	Fn + J	My Computer
Fn + K	Web Browser	Fn + L	Email
Fn + ;	Media Player	Fn + '	Play/Pause
Fn + ,	Previous Track	Fn + .	Next Track
Fn + /	Stop		

3.2 RGB Backlight Control

The keyboard supports various dazzling LED lighting effects. Use the following Fn combinations to control the backlighting:

- **Fn + Alt:** Switch Lighting Mode
- **Fn + Ctrl:** Switch Lighting Color
- **Fn + Z:** Decrease Light Speed
- **Fn + X:** Increase Light Speed
- **Fn + C:** Decrease Light Brightness
- **Fn + V:** Increase Light Brightness
- **Fn + B:** Fly On (Specific lighting effect)
- **Fn + N:** Fly Off (Specific lighting effect)



Image: The Ant Esports MK1300 V2 keyboard displaying vibrant RGB lighting effects across its keys.

3.3 Anti-Ghosting and N-Key Rollover

The keyboard supports 26-key anti-ghosting and N-key rollover, ensuring that multiple simultaneous key presses are registered accurately, which is crucial for gaming and fast typing.



Image: The keyboard highlighting 26 keys with red arrows, indicating its anti-ghosting capability for simultaneous key presses.

3.4 Swappable Mechanical Switches

The MK1300 V2 features Outemu Brown Mechanical Switches, which are tactile and provide a satisfying typing experience. These switches are swappable, allowing for customization and easy replacement.



Image: A close-up of the keyboard showing a brown mechanical switch removed, with an inset of the switch itself, emphasizing its swappable nature.

4. MAINTENANCE

Proper maintenance ensures the longevity and optimal performance of your keyboard.

4.1 Cleaning

- Disconnect the keyboard from your computer before cleaning.
- Use a soft, dry cloth to wipe the surface of the keyboard.
- For dust and debris between keycaps, use compressed air.
- For stubborn stains, lightly dampen a cloth with water or a mild cleaning solution (avoid harsh chemicals).

4.2 Switch Replacement (for Swappable Switches)

If a switch needs replacement, use a switch puller tool (not included unless specified) to carefully remove the old switch

and insert a new compatible Outemu mechanical switch.

5. TROUBLESHOOTING

If you encounter issues with your keyboard, refer to the following common solutions:

- **Keyboard not responding:** Ensure the USB cable is securely connected to both the keyboard and the computer. Try a different USB port or a different cable.
- **RGB lighting not working or stuck:** Try cycling through lighting modes with **Fn + Alt**. If issues persist, perform a factory reset by pressing **Fn + Space** for 3 seconds. Ensure the software (if installed) is not overriding settings.
- **Specific keys not working:** If you have swappable switches, carefully remove and re-insert the affected switch. If the issue continues, the switch may need replacement.
- **Windows Key (Win) is locked:** If the Win key is locked, its corresponding LED light will be on. Press **Fn + Win** to unlock it.
- **Software issues:** Ensure you have the correct software version for your keyboard model. Reinstall the software if necessary.

6. TECHNICAL SPECIFICATIONS

Detailed specifications for the Ant Esports MK1300 V2 keyboard:

Feature	Specification
Keyboard Type	60% Form Factor Mechanical Keyboard
Connectivity	Type C to USB (Wired)
Key Count	61 Keys
Layout	US English (Mini)
Switch Type	Outemu Brown Series Mechanical Switches (Swappable)
Keycap Type	Double Injection Keycaps
Cable Length	1.5 meters
Rated Voltage	5V DC +/- 5%
Working Current	<250mA
Operating Temperature	0°C ~ 40°C
Storage Temperature	-20°C ~ 60°C
Net Weight	450g
Gross Weight	550g
Dimensions (LxWxH)	290mm x 100mm x 39mm
Keystroke Lifespan	50 Million Keystrokes

WIDE COMPATIBILITY

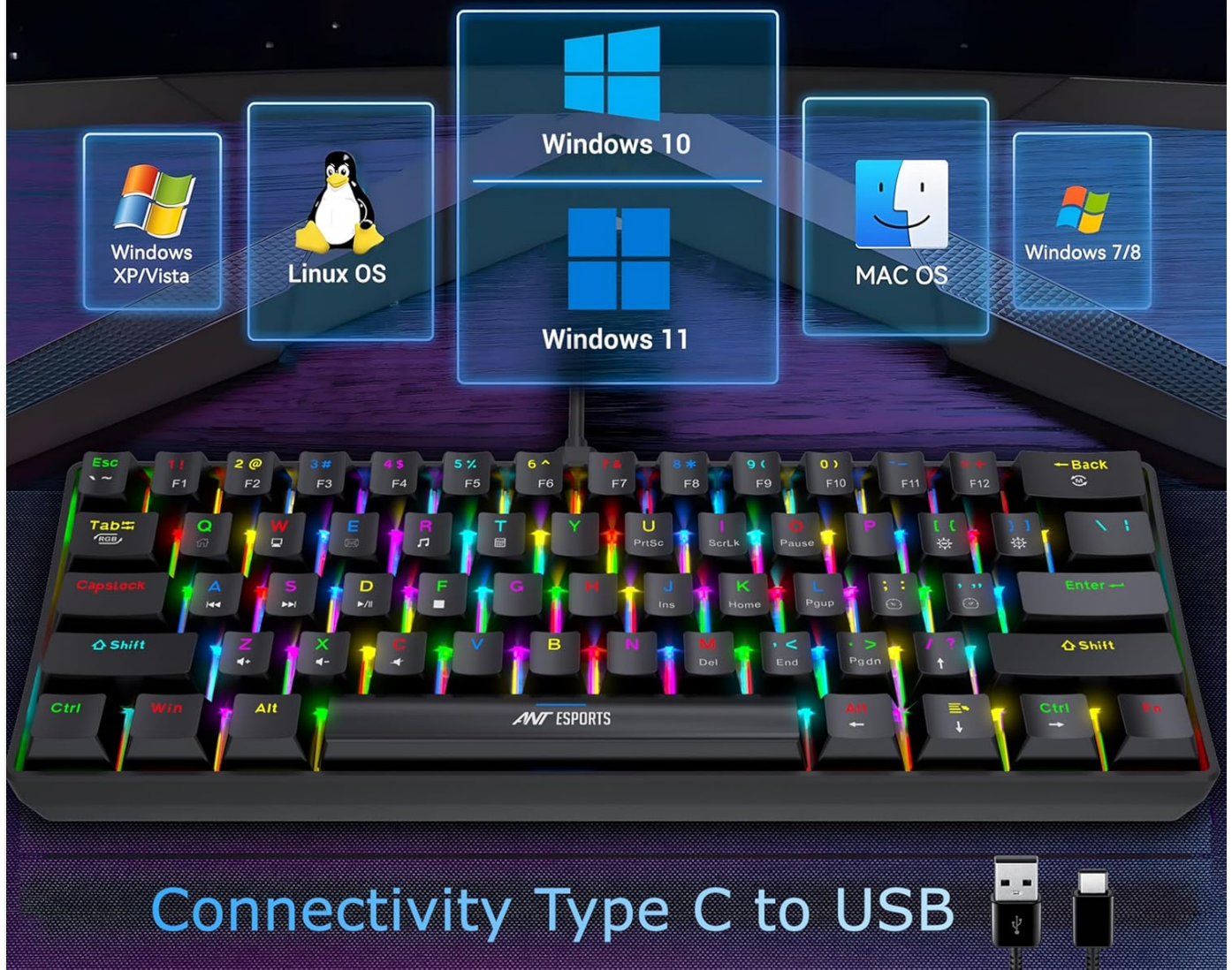


Image: The keyboard on a desk, emphasizing its 50 million keystroke lifespan, indicating durability.

7. WARRANTY INFORMATION

The Ant Esports MK1300 V2 60% Mechanical Keyboard comes with a **1-year warranty** from the date of purchase. Please retain your proof of purchase for warranty claims.

8. SUPPORT

For further assistance, technical support, or warranty inquiries, please contact Ant Esports customer support:

- Email: support@antesports.com
- Website for software downloads: <https://antesports.com/downloads/>

