

SUNKTA FV17-E

SUNKTA Smart Watch User Manual

Model: FV17-E

PRODUCT OVERVIEW

The SUNKTA Smart Watch FV17-E is an elegant and versatile fitness watch designed for women, featuring a 1.43-inch AMOLED display and a comprehensive suite of health and fitness tracking capabilities. Its sophisticated design, combined with practical smart features, makes it an ideal companion for daily wear and active lifestyles.



Figure 1: Overview of the SUNKTA Smart Watch FV17-E and its key display features.

## Key Features

- **Elegant Design:** Features a classic circular dial, ultra-thin 7mm body, and comes with both silicone and metal strap options for versatile styling.
- **Vivid AMOLED Display:** Equipped with a 1.43-inch AMOLED HD screen offering high resolution, brightness, and low-power consumption for clear visibility even in sunlight. Supports personalized DIY dials.
- **Extensive Sports Modes:** Includes over 100 sports modes such as running, yoga, cycling, and skipping rope, accurately recording data like steps, calories, and exercise time.
- **Bluetooth Calling & Notifications:** Allows answering and making calls directly from the watch. Synchronizes notifications from various social applications (WhatsApp, Facebook, YouTube, TikTok, etc.).
- **IP68 Waterproof:** Designed to withstand daily water splashes, hand washing, sweating, and rain, providing robust

protection for everyday use.

- **Multi-functional:** Integrates practical features including weather forecast, alarm, sedentary reminder, drinking water reminder, remote camera control, music control, timer, pedometer, and calculator.
- **Broad Compatibility:** Compatible with Android 5.0+ and iOS 8.0+ smartphones. iOS 13+ is required for the one-touch call function.

## PACKAGE CONTENTS

Upon opening the package, please ensure all the following items are present:

- SUNKTA Smart Watch (FV17-E)
- Metal Strap
- Silicone Strap
- Strap Accessories
- User's Manual (this document)
- Charging Cable

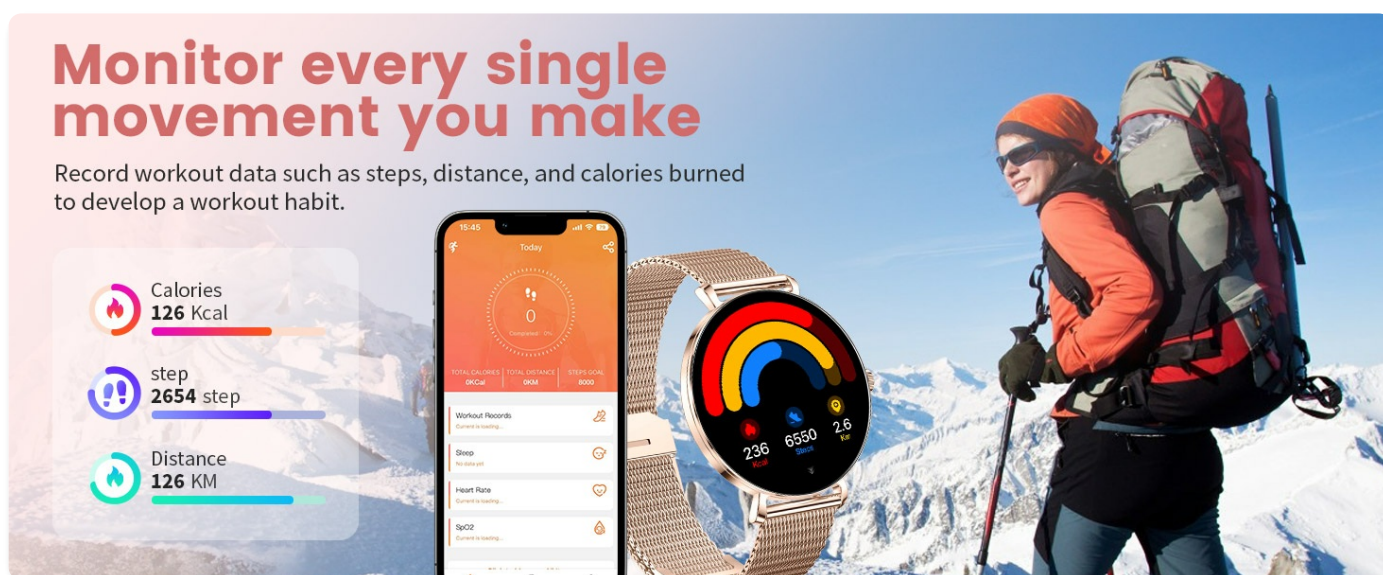


Figure 2: Contents of the product package.

## SETUP GUIDE

### 1. Initial Charging

Before first use, fully charge your smart watch. Connect the magnetic charging cable to the charging points on the back of the watch and plug the USB end into a standard USB power adapter (not included). A full charge typically takes approximately 1.5 hours.

### 2. App Installation and Pairing

To unlock the full functionality of your SUNKTA Smart Watch, you need to install the companion application on your smartphone and pair the devices.

1. **Enable Bluetooth:** On your smartphone, navigate to your settings and ensure Bluetooth is turned on.
2. **Download the App:** Scan the QR code provided in the manual or on the watch's screen (if available) or search for "FitCloudPro" in your smartphone's App Store (iOS) or Google Play Store (Android).

[Download FitCloudPro App](#)



3. **Install and Open:** Install the "FitCloudPro" app and open it.
4. **Add Device:** Within the app, navigate to the "Device" section or similar, and select "Add Device" or "Connect Device". The app will search for nearby smartwatches. Select "FV17" from the list of found devices.
5. **Confirm Pairing:** A Bluetooth pairing request will appear on your phone. Confirm by selecting "Pair".
6. **Enable Call Function (Optional):** After initial pairing, you may need to go into your phone's Bluetooth settings, find the connected watch, and ensure "Call audio" or "Media audio" is enabled for the watch to handle calls and music playback.
7. **Successful Connection:** Once successfully connected, you can use your watch to make/answer calls and control music playback.

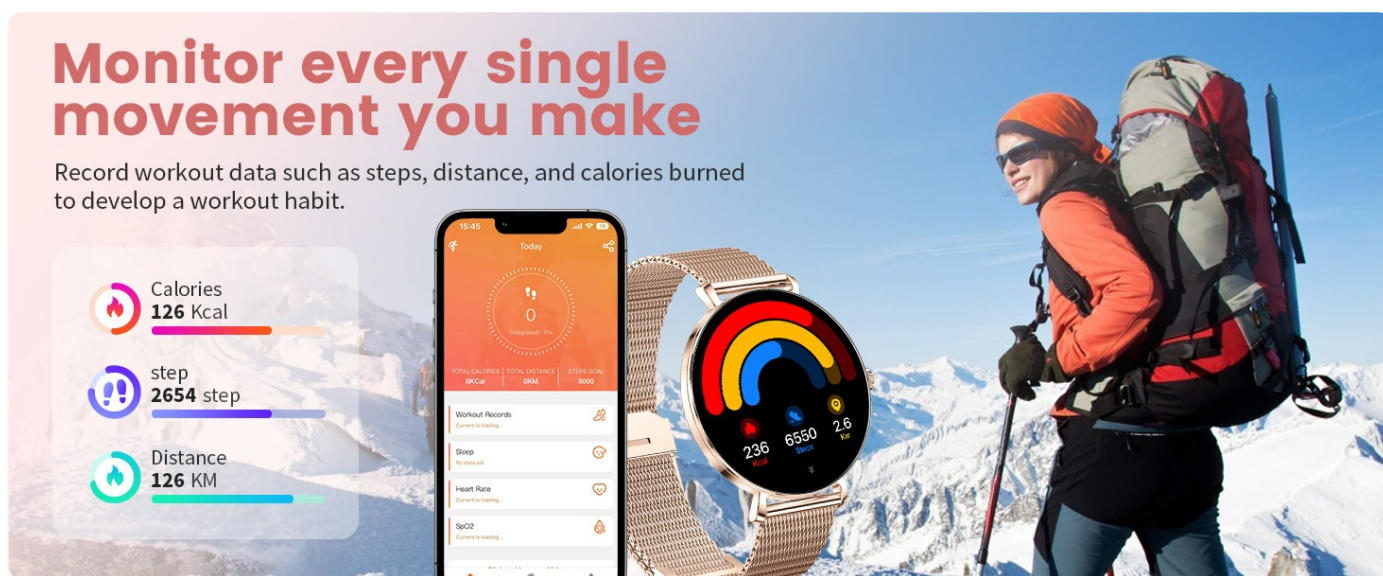


Figure 3: App installation and pairing process.

## OPERATING INSTRUCTIONS

### Basic Navigation

- **Touchscreen:** Swipe left/right, up/down to navigate through menus and features. Tap to select.
- **Side Button:** Typically used to wake the screen, return to the home screen, or access the main menu.

### Customizing the Dial

The watch supports multiple online dials and allows for personalized DIY dials. You can upload your own photos or designs through the FitCloudPro app to create a unique watch face.

# 180+ Wallpapers and custom dials



Figure 4: Customizing watch dials.


## Bluetooth Calls and Notifications

Once paired, the watch allows you to manage calls and receive notifications directly on your wrist.

- **Making/Answering Calls:** Use the watch's dial pad or contact list to make calls. Incoming calls can be answered or rejected directly from the watch.
- **Message Reminders:** Receive alerts for messages and notifications from various social media applications.
- **Voice Assistant:** Utilize the integrated voice assistant for hands-free commands.



# Bluetooth Make Calls & Push Notifications



## Messages Reminder

Stay on Track with Smartwatch Alerts



## Wrist-Worn Conversations



Dial Pad



Microphone



Speaker

## Crystal Clear Calls



Call Logs



SOS Contact



Contact List



Figure 5: Bluetooth call and notification features.

## Sports Modes and Activity Tracking

The watch supports over 100 sports modes to track your physical activity comprehensively.

- **Activity Recording:** Accurately records steps, calorie consumption, distance, and exercise time for various activities.
- **GPS Tracking:** Utilizes smartphone GPS for route tracking during outdoor activities.

# 116 Sports Modes

With over 120 exercises to choose from, the data from each exercise is recorded, allowing you to train in a more scientifically grounded and effective way.



Figure 6: Sports modes and activity tracking.

## Health Monitoring

The watch provides various health monitoring functions to help you stay informed about your well-being.

- **Heart Rate Monitoring:** Monitors your heart rate. Note: Some models may require manual activation for continuous monitoring.
- **Sleep Tracking:** Records sleep patterns, distinguishing between awake, light sleep, and deep sleep phases.
- **Menstrual Cycle Tracking:** Helps track and remind women of their menstrual phases, including menstrual period, safe period, and ovulation.



# Protect the Health of Women

Track and remind women of their menstrual cycles and provide them with attentive care.



Menstrual Phase



Safe Period



Ovulation



Figure 7: Menstrual cycle tracking feature.





Figure 8: Heart rate and sleep monitoring.

## Other Functions

The watch includes several convenient daily functions:

- **Weather Forecast:** View current weather conditions and forecasts.
- **Alarm Clock:** Set alarms for reminders.
- **Music Control:** Control music playback on your connected smartphone.
- **Remote Camera Control:** Use the watch as a remote shutter for your phone's camera.
- **Sedentary Reminder:** Alerts you to move after periods of inactivity.

- **Drinking Water Reminder:** Prompts you to drink water regularly.
- **Timer & Stopwatch:** Built-in tools for timing activities.
- **Calculator:** A basic calculator function.

## Ultra-thin And Comfortable

The case is only 7mm thick and fits delicately in the hand.



### Other V/S Curved Hemispherical Screen



Other



our

### Ultra-thin design Ultra-large screen



**Thickness: 7MM**

Figure 9: Additional smart watch functions.

## MAINTENANCE

### Cleaning Your Watch

To maintain the appearance and functionality of your watch, regularly wipe the screen and body with a soft, lint-free cloth.



For stubborn smudges, a slightly damp cloth can be used, followed by a dry cloth. Avoid using harsh chemicals or abrasive materials.

### Water Resistance (IP68)

The SUNKTA Smart Watch FV17-E is rated IP68 waterproof. This means it is resistant to dust and can withstand immersion in water up to 1.5 meters for up to 30 minutes. It is suitable for:

- Hand washing
- Sweating
- Rain
- Shallow swimming (not suitable for diving or high-pressure water activities)

Avoid exposing the watch to hot water, steam, or corrosive liquids, as this may compromise the waterproof seal. If the watch gets wet, dry it thoroughly before charging.



Figure 10: IP68 Waterproof performance.

### Battery Care

To prolong battery life:

- Avoid extreme temperatures.
- Charge the watch regularly, avoiding complete discharge or overcharging for extended periods.
- If not using the watch for a long time, charge it to about 50% before storing.

### TROUBLESHOOTING

If you encounter issues with your SUNKTA Smart Watch, please refer to the following common solutions:

Problem	Possible Cause	Solution
Watch does not turn on.	Low battery.	Charge the watch for at least 30 minutes.
Cannot pair with smartphone.	Bluetooth off; app not running; watch too far; incorrect pairing steps.	Ensure Bluetooth is on, app is open, watch is close to phone. Follow pairing steps in Setup Guide. Restart both devices.

Problem	Possible Cause	Solution
Notifications not received.	App notification permissions not enabled; watch not connected.	Check app settings for notification permissions. Ensure watch is connected via Bluetooth.
Call function not working.	Call audio not enabled in Bluetooth settings.	Go to phone's Bluetooth settings, find the watch, and enable "Call audio" or "Media audio".
Inaccurate health data.	Watch fit is too loose; sensor obstruction.	Ensure the watch is worn snugly on the wrist. Clean the sensor on the back of the watch.

If the problem persists after trying these solutions, please contact customer support.

## SPECIFICATIONS

Feature	Detail
Model Number	FV17-E
Brand	SUNKTA
Screen Size	1.43 Inches AMOLED
Display Resolution	466*466
Item Weight	3.17 ounces
Battery Type	Nonstandard Battery (Lithium Polymer)
Battery Capacity	250 Milliamp Hours
Charging Time	Approx. 1.5 hours
Typical Usage Life	3-5 Days (Note: Usage time is shortened if all functions are continuously used)
Standby Time	7-10 Days
Connectivity	Bluetooth
Operating System	AsteroidOS
Memory Storage Capacity	1 GB
Waterproof Rating	IP68
Watch Thickness	7.0 mm
Compatibility	Android 5.0+ / iOS 8.0+

## WARRANTY AND SUPPORT

SUNKTA is committed to providing high-quality products and excellent customer service.



- **After-Sales Service:** The product comes with 365 days of after-sales service.
- **Guarantee:** A 2-year guarantee is provided for the product.
- **Returns Service:** 6 months returns service is available.
- **Customer Support:** If you have any questions, experience damage issues, usage problems, or are not 100% satisfied, please contact the Customer Service Team directly. We aim to provide a satisfactory reply within 24 hours.

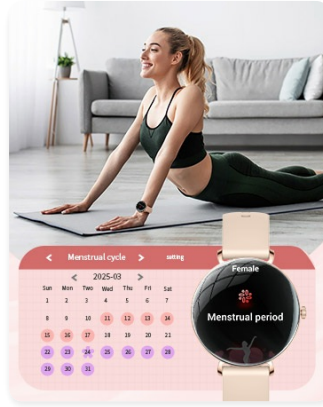


Figure 11: SUNKTA Customer Service details.