

usmile Y20PRO

usmile Y20PRO AI-Powered Smart Electric Toothbrush User Manual

Model: Y20PRO

INTRODUCTION

Welcome to the usmile Y20PRO AI-Powered Smart Electric Toothbrush. This manual provides essential information for setting up, operating, and maintaining your new toothbrush to ensure optimal oral hygiene.

WHAT'S IN THE BOX

The usmile Y20PRO package includes the following components:

- usmile Y20 Pro Toothbrush ×1
- Brush Heads ×2
- USB-C Charging Cable ×1
- Toothbrush Holder (Wall-Mounted) ×1
- User Manual ×1

Package Lists

usmile Y20 PRO	×1
Brush heads	×2
USB-C cable	×1
User Manual	×1
Toothbrush holder wall mounted	×1



Image: The usmile Y20PRO package contents, including the toothbrush handle, two brush heads, a USB-C charging cable, a wall-

mounted toothbrush holder, and the user manual.

SETUP

1. **Initial Charge:** Before first use, fully charge your usmile Y20PRO toothbrush using the provided USB-C charging cable. The toothbrush features a 90-day battery life on a full charge.
2. **Attach Brush Head:** Align the brush head with the metal shaft on the toothbrush handle and push it down until it clicks into place.
3. **App Download (Optional but Recommended):** Download the usmile App from your device's app store (App Store for iOS, Google Play for Android). This app provides real-time feedback, brushing reports, custom mode adjustments, and more.
4. **Pair with App:** Follow the in-app instructions to pair your usmile Y20PRO toothbrush with your smartphone via Bluetooth.



Image: The usmile Y20PRO toothbrush alongside a smartphone showing the usmile app interface, illustrating the app connectivity.

OPERATING INSTRUCTIONS

Power On/Off and Mode Selection

Press the power button to turn the toothbrush on or off. The Y20PRO features an intuitive screen that displays the current mode and brushing information.

The toothbrush offers 4 personalized brushing modes, including a custom mode, and an AM/PM Auto-Switch Mode:

- **AM/PM Auto-Switch Mode:** Intelligently switches between morning and evening modes, tailoring vibrations to your daily routine for round-the-clock care.
- **Anti-cavity Mode:** Optimized for molar cleaning, removing up to 98.7% plaque.
- **Stain Removal Mode:** Utilizes 45° oscillation to polish incisors and remove stains.
- **Sensitive Mode:** Provides gentle oscillation for thorough cleaning without irritation, protecting delicate gums.
- **Custom Mode:** Accessible via the usmile App, this mode allows you to tailor cleaning intensity based on your dental status.

Approved 25x Plaque Removal in 7 Days

- 4 Modes
- 3D Live Oral Map
- Smart Vibration
- 90-day Runtime



Image: The usmile Y20PRO toothbrush highlighting its various brushing modes, including Morning, Evening, Stain Removal, and Gum Care.

Smart Features and App Integration

The usmile Y20PRO integrates with the usmile App to provide an intelligent brushing experience:

- **Live 3D Oral Map:** Displays your brushing progress in real-time, highlighting missed areas for complete care.
- **Real-time Voice Reminder:** Advanced bone conduction technology delivers voice reminders to guide you through brushing zones.
- **Brushing Reports:** Get detailed feedback on brushing duration, coverage, and overall performance.
- **Custom Mode Adjustments:** Personalize your brushing routine through the app.

Personalized Care with 4 Modes



AM/PM



Stain-Removal



Gum Care



Smart



Image: The usmile Y20PRO toothbrush with a smartphone displaying the usmile app's live 3D oral map, providing real-time brushing feedback.

Brushing Technique

For optimal cleaning, hold the brush at a slight angle against your gumline. Move the brush slowly across each tooth, allowing the bristles to clean the surface. The real-time guidance from the toothbrush and app will help ensure full coverage.

MAINTENANCE

Cleaning the Toothbrush

After each use, rinse the brush head thoroughly under running water. Wipe the handle with a damp cloth. The usmile Y20PRO is IPX8 waterproof, allowing for easy cleaning.

Replacing Brush Heads

It is recommended to replace your brush head every 3 months, or sooner if the bristles become frayed. The upgraded brush heads feature biomimetic fins and an ultra-slim profile for effective cleaning.

Upgraded Brush Head

- Min. thickness of 4.3mm
- Silicone-wrapped
- Effective shock-absorbing & cleaning



Image: A detailed view of the usmile Y20PRO's upgraded brush head, highlighting its minimum thickness of 4.3mm, silicone-wrapped design, and biomimetic fins for effective shock absorption and cleaning.

TROUBLESHOOTING

Problem	Possible Cause	Solution
Toothbrush not turning on.	Low battery.	Charge the toothbrush using the USB-C cable.
App not connecting to toothbrush.	Bluetooth is off; App not updated; Toothbrush not in pairing mode.	Ensure Bluetooth is enabled on your phone. Update the usmile App to the latest version. Restart the toothbrush and app.
Bristles not moving effectively.	Brush head worn out; Incorrect mode selected.	Replace the brush head. Select an appropriate brushing mode for your needs.
Unhappy face icon on display.	Brushing session stopped too early.	Continue brushing for the recommended 2 minutes for optimal results.

SPECIFICATIONS

- **Model:** Y20PRO
- **Product Dimensions:** 1 x 1 x 9 inches
- **Weight:** 1.01 Pounds
- **Battery:** 1 x 12V battery (included), up to 90-day battery life
- **Waterproof Rating:** IPX8
- **Brushing Modes:** AM/PM Auto-Switch, Anti-cavity, Stain Removal, Sensitive, Custom
- **Brush Head Thickness:** Minimum 4.3mm
- **Manufacturer:** usmile
- **ASIN:** B0F186TLCJ





Y20 PRO	Y10 PRO
	
25x More Cleaning Effectiveness	20x More Cleaning Effectiveness
AM/PM Auto-switch Mode	N/A
Real-time Voice Reminder	N/A
APP + Live 3D Oral Map	2D Oral Map
Upgraded Brush Head	Original Brush Head

Image: A comparison table highlighting the features of the usmile Y20PRO versus the Y10PRO, detailing differences in cleaning effectiveness, auto-switch mode, voice reminders, app features, and brush heads.

WARRANTY AND SUPPORT

For warranty information and customer support, please refer to the official usmile website or contact usmile customer service directly. Keep your purchase receipt as proof of purchase.

You can visit the official usmile store on Amazon for more products and information:[usmile Official Store](#).

	<p>usmile CY1 Cordless Ultrasonic Dental Water Flosser User Manual</p> <p>Comprehensive user manual for the usmile CY1 Cordless Ultrasonic Dental Water Flosser, covering product information, quick start guide, safety precautions, operation, maintenance, and troubleshooting. This guide helps users understand how to use and care for their dental water flosser.</p>
	<p>User Manual for usmile Intensive Wave Water Flosser Model C1</p> <p>This user manual provides comprehensive instructions for the usmile Intensive Wave Water Flosser, Model C1. It covers quick start, safety precautions, product components, proper usage, maintenance, and environmental protection. Learn how to effectively use and care for your usmile water flosser for optimal oral hygiene.</p>
	<p>RF Exposure Evaluation Report for Future One Smart Sonic Electric Toothbrush</p> <p>This report details the RF exposure evaluation for the Future One Smart Sonic Electric Toothbrush (Model: Future One, FCC ID: 2A5YZ-FUTURE-ONE), conducted according to FCC standards by Centre Testing International Group Co., Ltd.</p>