

Ring Wired Doorbell Pro (3rd Gen)

Ring Wired Doorbell Pro (3rd Gen) Instruction Manual

Model: B0F151GFYR

1. INTRODUCTION

The Ring Wired Doorbell Pro (3rd Gen) is an advanced security device designed to provide comprehensive monitoring for your home or business entrance. Featuring Retinal 4K video, enhanced zoom capabilities, and advanced motion detection, this doorbell ensures clear visibility and timely alerts. It also includes Low-Light Sight for improved night vision and two-way talk functionality for direct communication with visitors.

ring

Completely reimagined with 4K clarity




Image: The Ring Wired Doorbell Pro (3rd Gen) in Deep Silver, mounted next to a door.

2. SETUP AND INSTALLATION

The Ring Wired Doorbell Pro is designed for DIY hardwired installation, typically taking approximately 15 minutes. Ensure you have the necessary tools and a compatible doorbell system before beginning.

2.1 Box Contents

- Wired Doorbell Pro
- Chime Kit Mini
- Corner Kit
- Mounting Plate
- Installation Tools and Hardware
- Setup Guide
- Security Sticker

2.2 Power Requirements

The device requires a standard doorbell system, a Ring plug-in adapter (not included), or a Ring hardwired transformer (not included) with the following specifications:

- 16 or 24VAC, 10 to 40VA (30 to 40VA recommended for optimal performance), 50/60Hz
- OR 24VDC 12W

Important: Do not use halogen or garden-lighting transformers.

2.3 Internet Requirements

A minimum upload speed of 15 Mbps is recommended for optimal 4K video performance. Video resolution may vary based on internet bandwidth. The device connects via Wifi 6 (802.11ax) on dual-band 2.4GHz/5GHz networks.

Easy DIY hardwired install



Image: A person's hands connecting the wiring during the installation of the Ring Wired Doorbell Pro.

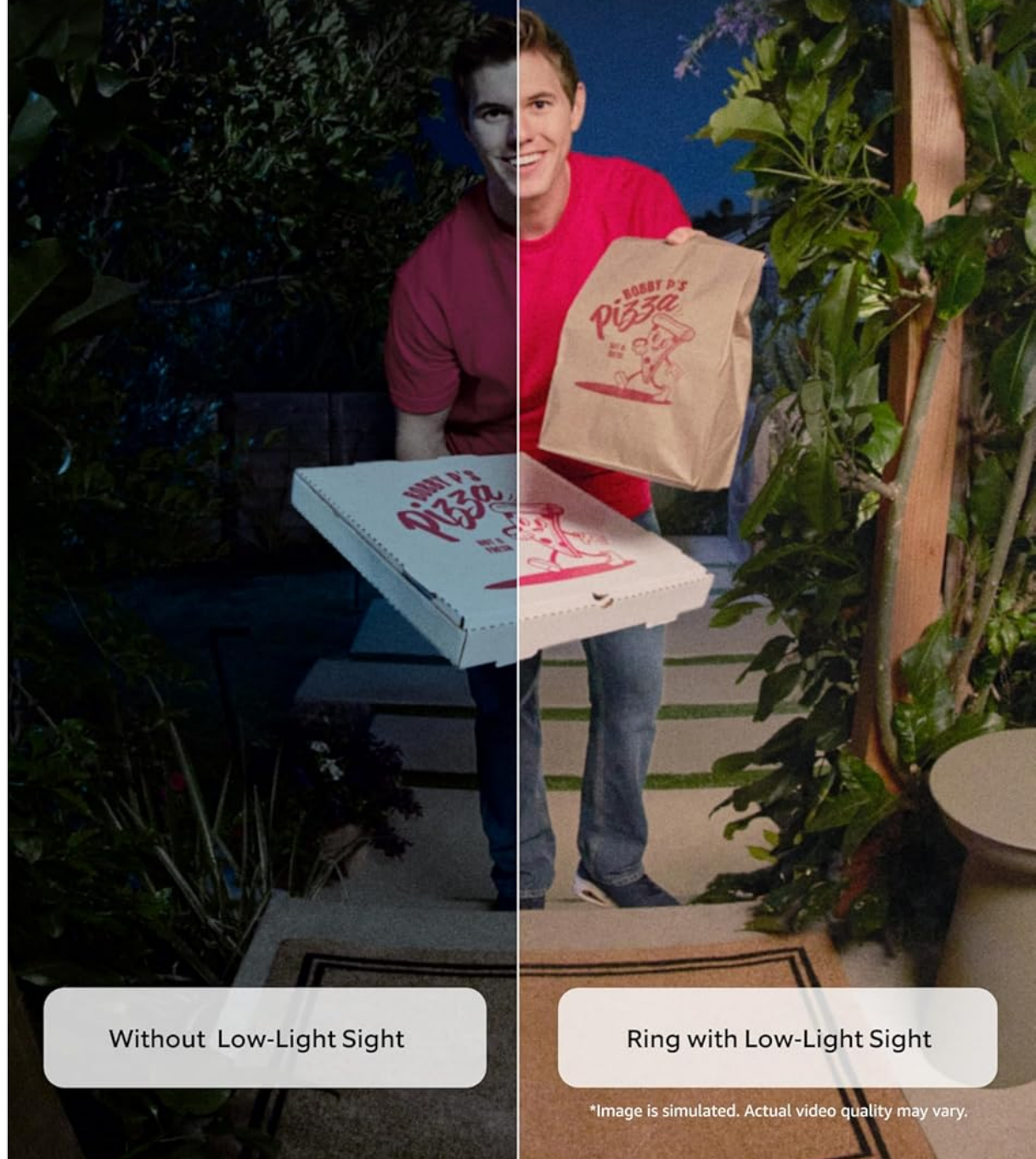
3. OPERATING INSTRUCTIONS

The Ring Wired Doorbell Pro offers a range of features for enhanced security and communication.

3.1 Video and Zoom

Capture events with Retinal 4K video clarity. Utilize the 10x Enhanced Zoom feature to focus on specific details within the video feed.

True color in low light



Without Low-Light Sight

Ring with Low-Light Sight

*Image is simulated. Actual video quality may vary.

Image: A demonstration of the 10x Enhanced Zoom feature, highlighting a detail on a person's uniform.

3.2 Two-Way Talk and Live View

Use Live View to see real-time video from your doorbell at any time. Engage in two-way conversations with visitors using the Two-Way Talk with Audio+ feature directly from your phone.

3.3 Motion Detection

The 3D Motion Detection system accurately pinpoints motion on your property, providing precise alerts. Customizable Motion Zones allow you to define specific areas for detection, reducing unnecessary notifications.

3D Motion Detection




Image: A split image demonstrating the improved color and clarity of video captured with Low-Light Sight compared to without it.

3.4 Low-Light Sight

With Low-Light Sight, the doorbell captures true color video even in minimal ambient light. In complete darkness, the camera automatically switches to crisp black-and-white mode to maintain sharp detail.

3.5 Video Descriptions

When motion is detected, Video Descriptions provide a text summary of what is happening in your notification. This feature requires a compatible Ring subscription and is not available for customers in Illinois due to specific state legislation.

4. MAINTENANCE

To ensure optimal performance of your Ring Wired Doorbell Pro, consider the following maintenance tips:

- **Clean the Lens:** Periodically wipe the camera lens with a soft, clean cloth to remove dust, dirt, or smudges that may affect video clarity.
- **Check Wiring:** If you experience power issues, ensure all hardwired connections are secure and free from corrosion.
- **Software Updates:** Keep your Ring app and doorbell firmware updated to benefit from the latest features and security enhancements.

5. TROUBLESHOOTING

If you encounter issues with your Ring Wired Doorbell Pro, try the following steps:

- **No Power/Offline:** Verify that your doorbell's power source meets the specified requirements (16-24VAC or 24VDC 12W). Check your home's circuit breaker. Ensure the wiring connections are secure.
- **Poor Video Quality:** Confirm your internet upload speed meets the recommended 15 Mbps for 4K devices. Ensure your Wi-Fi signal strength is adequate at the doorbell's location.
- **Motion Detection Issues:** Review your Customizable Motion Zones in the Ring app to ensure they cover the desired areas. Check for obstructions blocking the doorbell's field of view.
- **Chime Not Working:** The included Chime Kit Mini may not be compatible with all existing chime systems or may introduce latency. Ensure it is correctly installed and configured within the Ring app. If issues persist, consider a Ring Chime accessory.
- **Connectivity Problems:** Restart your home router and modem. If using a dual-band router, ensure the doorbell is connected to a stable 2.4GHz or 5GHz network.

For further assistance, refer to the official Ring support resources.

6. SPECIFICATIONS

Dimensions	1.95 in x 1.02 in x 5.45 in (4.95 cm x 2.6 cm x 13.84 cm)
Video	4K video, Low-Light Sight with Adaptive Night Vision, up to 10x Enhanced Zoom
Motion Detection	3D Motion Detection with Customizable Motion Zones
Field of View	140° Horizontal x 140° Vertical, 1:1 Aspect Ratio
Audio	Two-way talk with Audio+

Power	16 or 24VAC, 10 to 40VA (30-40VA recommended), 50/60Hz or 24VDC 12W
Internet Requirements	Minimum 15 Mbps upload speed for 4K devices
Connectivity	Wifi 6 (802.11ax), dual-band 2.4GHz/5GHz
Average Install Time	~15 mins
Operating Conditions	-20°C to 48.5°C (-4°F to 120°F), Weather Resistant
Generation	Ring Wired Doorbell Pro (3rd Gen)

7. WARRANTY AND SUPPORT

7.1 Warranty Information

The Ring Wired Doorbell Pro (3rd Gen) includes a 1-year limited warranty and service. Use of the device is subject to the terms found on the official Ring website.

7.2 Customer Support

For additional information, troubleshooting guides, and direct support, please visit the official Ring support page for the Wired Doorbell Pro. You can find detailed resources and contact options there.