

[manuals.plus](#) /

› [MiLi](#) /

› [MiLi MiTag Duo Bluetooth Tracker User Manual \(Model HD-P16-6\)](#)

MiLi HD-P16-6

MiLi MiTag Duo Bluetooth Tracker User Manual

Model: HD-P16-6

INTRODUCTION

The MiLi MiTag Duo is a versatile Bluetooth tracker designed to help you locate your belongings. It is compatible with both Apple's Find My network and Google's Find Hub app, offering broad compatibility for users. This device utilizes Bluetooth technology to provide location updates and can emit a sound to assist in finding nearby items. Its compact and durable design, coupled with IP67 water and dust resistance, makes it suitable for various applications.



Image: The MiLi MiTag Duo Bluetooth Tracker, a small, black, circular device with the 'MiLi' logo.

SETUP

1. Unboxing and Initial Power On

Upon opening the package, you will find the MiTag Duo device. The device comes with a pre-installed replaceable battery. To power on the MiTag Duo, press the central button once. A sound will indicate it is powered on and ready for pairing.

Video: An overview of the MiTag Duo Bluetooth Tracker, demonstrating its features and compatibility with iOS and Android.

2. Pairing with iOS Devices (Apple Find My)

1. Ensure Bluetooth is enabled on your iOS device. Your iOS version must be 14.5 or above.
2. Open the 'Find My' app on your iPhone or iPad.
3. Navigate to the 'Items' tab.
4. Tap '+ Add Item' and then select 'Add Other Item'.
5. Place the powered-on MiTag Duo near your iOS device. The device will begin searching for the MiTag.
6. Once detected, follow the on-screen prompts to connect the MiTag Duo. You will be asked to name your item and assign an emoji.
7. Confirm the connection by agreeing to link the item to your Apple ID.

Video: Step-by-step instructions for setting up the MiTag Duo with an iOS device using the Apple Find My app.

3. Pairing with Android Devices (Google Find Hub)

1. Ensure Bluetooth is enabled on your Android device. Your Android version must be 9 or above.
2. Open the 'Find Hub' app (or 'Find My Device' app) on your Android phone or tablet.
3. Place the powered-on MiTag Duo near your Android device. A prompt to connect the MiTag should appear automatically.
4. Follow the on-screen instructions to complete the pairing process. You may need to enter your screen lock for encrypted data security.
5. Name your MiTag and categorize it as desired.

Video: An introductory guide to the MiTag Duo, including how to set it up for both Google and Apple ecosystems.

4. Important Pairing Note

The MiTag Duo can only be paired with **one** Apple ID or **one** Google account at a time. It cannot be simultaneously paired with both iOS and Android devices. If you wish to switch between platforms or accounts, you must first reset the MiTag Duo.

5. Resetting the MiTag Duo

To reset the MiTag Duo, ensure it is powered on. Quickly press the central button 6 times until you hear a distinct beep. This indicates the device has been reset and is ready to be paired with a new account or platform. Remember to also remove the device from the previous account within the respective app (Find My or Find Hub).

OPERATING THE MiTAG DUO

1. Finding Nearby Items (Play Sound)

When your MiTag Duo is within Bluetooth range (approximately 150m/500ft), you can use the 'Play Sound' feature in your Find My or Find Hub app to locate it. The MiTag will emit an audible alert, helping you pinpoint its exact location if it's hidden or out of sight.

Apple and Google Certified

Powered by Apple Find My and Google Find Hub.




Image: A smartphone screen showing the 'Play Sound' option within the Find My app, with a MiTag Duo nearby.

2. Worldwide Locating

The MiTag Duo leverages the extensive networks of Apple's Find My and Google's Find Hub. As long as your tracker is within range of any iOS or Android device connected to its respective network, you will receive continuous location updates. This allows you to track your belongings even if they are far away, providing peace of mind.

MiTag Duo

Dual System Item Finder

Apple & Google Official Licensed Item Finder




Image: A map showing global coverage with MiTag Duo devices indicating worldwide tracking capabilities.

3. Sharing Device Location

You can share the location of your MiTag Duo with friends or family through a link generated within the Find My or Find Hub app. This feature allows others to view the tracker's location, which is useful for shared items or for coordinating searches.



Image: Two smartphone screens displaying the option to share the MiTag Duo's location with other users.

4. Data Security

Both Apple's Find My and Google's Find Hub networks employ encrypted and anonymous data security measures. The location data and history of your belongings are not stored on the MiTag Duo itself, helping to protect your privacy. No unknown third-party apps are required, reducing potential security risks.



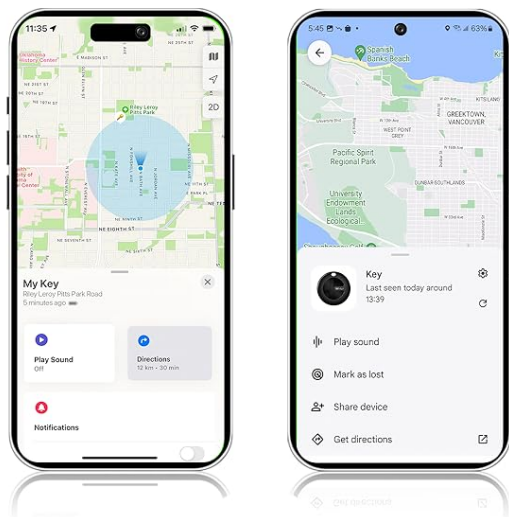
Image: A smartphone displaying a 'Protected' shield icon, illustrating the encrypted data security of the MiTag Duo.

MAINTENANCE

1. Battery Replacement

The MiTag Duo is powered by a replaceable CR2032 coin cell battery, which typically lasts between 8 to 12 months depending on usage and environmental factors. You can check the battery status within your Find My or Find Hub app. To replace the battery:

1. Gently twist the back cover of the MiTag Duo counter-clockwise to open it.
2. Remove the old CR2032 battery.
3. Insert a new CR2032 battery with the positive (+) side facing up.
4. Align the back cover and twist clockwise to secure it.



Listen for the Sound

You can tap "Play sound" to ring a device, making it easier to find if it fell behind your bed or is buried beneath some pillows.



Image: An exploded view of the MiTag Duo showing the CR2032 battery and how to access it for replacement.

2. Water and Dust Resistance

The MiTag Duo features an IP67 rating, meaning it is dust-resistant and can withstand immersion in water up to 1 meter (3 feet) for up to 30 minutes. This makes it suitable for daily use and exposure to splashes or rain. However, it is not recommended for prolonged submersion or use in extreme water conditions.

Global Secure Network

Some extra help from a global network. Apple Find My and Google's Find Hub use a global network of iOS or Android devices to locate your belongings almost anywhere.



Image: Two dogs playing, one in sand and another in a pool, illustrating the MiTag Duo's IP67 dust and water resistance.

TROUBLESHOOTING

- **Device Not Pairing:** Ensure Bluetooth is enabled on your smartphone and the MiTag Duo is powered on. Try resetting the MiTag Duo (press 6 times) and attempting to pair again. Verify your phone's operating system meets the minimum requirements (iOS 14.5+ or Android 9+).
- **No Location Updates:** The MiTag Duo relies on nearby iOS or Android devices to update its location. If it's in an isolated area without other devices, updates may be infrequent. Ensure the battery is not depleted.
- **Sound Not Playing:** Check the battery level of your MiTag Duo. Ensure your phone is within Bluetooth range of the tracker.
- **MiTag Disappears from App:** This can occur if you are logged into a different Apple ID or Google account than the one used for initial pairing. Always ensure you are using the correct account.
- **Switching Between iOS and Android:** Remember to reset the MiTag Duo and remove it from the previous account before attempting to pair it with a device on a different operating system.





SPECIFICATIONS



Model Number	HD-P16-6
Dimensions (L x W x H)	1.46" x 1.46" x 0.2" (37mm x 37mm x 5mm)
Weight	0.317 ounces (approx. 9g)
Connectivity	Bluetooth
Compatibility	iOS (14.5 or above) / Android (9 or above)
Battery Type	CR2032 (replaceable, included)
Battery Life	8-12 months (may vary)
Water/Dust Resistance	IP67
Material	Acrylonitrile Butadiene Styrene (ABS), Polycarbonate (PC)

WARRANTY AND SUPPORT


For warranty information and technical support, please refer to the official MiLi website or contact their customer service directly. Details regarding product registration, troubleshooting assistance, and warranty claims can be found through these channels.

Related Documents - HD-P16-6


	<p>MiLi MiTag User Manual: Locate and Track Your Items</p> <p>Comprehensive user manual for the MiLi MiTag, a Bluetooth tracker compatible with Apple's Find My network. Learn how to set up, use, and maintain your MiTag for item location and security.</p>
	<p>MiLi MiTag User Manual and Specifications</p> <p>Comprehensive user manual for the MiLi MiTag, detailing its main functions, quick instructions, battery replacement, safety guidelines, warranty information, and FCC compliance. Learn how to locate items, play sounds, and manage your MiTag using the Apple Find My app.</p>
	<p>MiLi MiTag User Manual</p> <p>User manual for the MiLi MiTag, a smart tracker device that uses Google's Find My Device service to locate personal items. Includes setup instructions, features, battery replacement, safety information, warranty, and contact details.</p>
	<p>MiTag Duo: Instrukcja Obsługi i Informacje o Produkcje</p> <p>Kompleksowa instrukcja obsługi dla lokalizatora MiTag Duo firmy MiLi. Dowiedz się, jak sparować urządzenie z iOS i Androidem, zapoznaj się z informacjami o baterii, bezpieczeństwie i gwarancji.</p>

	MILI Mag-Soundmate Mini MagSafe Bluetooth Speaker HD-M12 User Manual User manual for the MILI Mag-Soundmate Mini MagSafe Bluetooth Speaker (Model HD-M12), detailing setup, features, troubleshooting, and warranty information.
	Aligator MiTag Locator: User Manual, Setup, and Specifications Comprehensive user manual for the Aligator MiTag locator, detailing setup, operation, battery replacement, technical specifications, and safety guidelines. Compatible with Android devices and Find Hub.

Documents - MiLi – HD-P16-6



[\[pdf\]](#) User Manual Instructions Frequently Asked Questions Warranty
MiLi LiTag 2 80x80mm HD P16 6 105g V01 105g HD USER MANUAL 4 07 03 01
01157 MiLi 80x80mm 105g V01 Safety and handlingK1224497907pdt static globalsources
IMAGES PDT SPEC 907 K1224497907 105g MiLi 80xHD handling3 apr 2025 — handlingpdt
K1224497907pdt handlingHD handlingK1224496595pdt K1224497907p 595 K1224496595 ver
6078061100pdt ||| ||| 4.07.03.01.01157 MiLi LiTag 2 80x80mm HD-P16-6 105g V01 HDU-SPE1R6
MANUAL MiLi LiTag USER MANUAL Require system iOS 14.5 and iPhone 6s above Main Functions
Quick instructions Battery Battery replacement: Safety and handling MiLi 2 Years Lim
4.07.03.01.01157 MiLi LiTag 2 80x80mm**HD-P16-6** 105g V01 HDU-SPE1R6
MANUAL MiLi LiTag USER MANUAL Require system iOS 14.5 and iPhone 6s above
Main Functions Quick instructions Battery Battery replacement: Safety and handling
MiLi 2 Years Limited Warranty Environmentally frien...
lang: **score:37** filesize: 783.41 K page_count: 1 document date: 2024-05-06



[\[pdf\]](#) User Manual Instructions Frequently Asked Questions Warranty
MiLi LiTag 2 80x80mm HD P16 6 105g V01 80x USER MANUAL 4 07 03 01 01157
MiLi 80x80mm 105g V01 Safety and handling 2 K1224506973 pdt static globalsources IMAGES
PDT SPEC 973 |||
4.07.03.01.01157 MiLi LiTag 2 80x80mm**HD-P16-6** 105g V01 HDU-SPE1R6
MANUAL MiLi LiTag USER MANUAL Require system iOS 14.5 and iPhone 6s above
Main Functions Quick instructions Battery Battery replacement: Safety and handling
MiLi 2 Years Limited Warranty Environmentally frien...
lang: **score:29** filesize: 783.4 K page_count: 1 document date: 2024-05-06



[\[pdf\]](#) Declaration of Conformity Test Report

Certificate of Analysis MiLi Luggage tracker for suitcases Bluetooth Tracker with case Compatible Apple Find My iOS Only Key Item Finders Locator Keys Pet Wallets Bags Up to 350ft Range Amazon.co.uk Electronics Photo 81 2rfrTgIL m media amazon images I |||

ATTESTATION OF CONFORMITY No. 23AE01A23020796W001 The submitted sample of below equipment has been tested in Shenzhen, China : MiTag Model No. Trade Mark Rating : HD-P16, HD-P16-1, HD-P16-2, HD-P16-3, **HD-P16-6**, HD-P16-8, HD-P16-10, HD-P16-A, HD-P16-B, HD-P16-C, HD-P16-D, HD-P16-E, HD-P16-F, HD-P16-L,...

lang:en score:17 filesize: 386.72 K page_count: 1 document date: 2023-03-09