

DOOGEE U11PRO-V

DOOGEE U11 Pro Android 15 Tablet

User Instruction Manual

Model: U11PRO-V

1. PRODUCT OVERVIEW

The DOOGEE U11 Pro is an advanced 11-inch Android 15 tablet designed for both productivity and entertainment. It features a powerful Octa-Core processor, substantial memory and storage, a vibrant 90Hz display, and a long-lasting battery. This tablet comes with a complete set of accessories, including a Bluetooth keyboard, wireless mouse, and stylus, making it a versatile tool for various tasks.



Figure 1.1: DOOGEE U11 Pro Tablet and its accompanying accessories.

2. WHAT'S IN THE BOX

Your DOOGEE U11 Pro package includes the following items:

- 1 x U11PRO Android 15 Tablet
- 1 x Keyboard
- 1 x Mouse
- 1 x Stylus Pen
- 1 x Charger
- 1 x Type-C USB Cable
- 1 x Leather Protective Cover

- 1 x Tempered Film (Screen Protector)
- 1 x SIM Card Removal Needle
- 1 x Packing Box
- 1 x User Manual (this document)
- 1 x Warranty Card

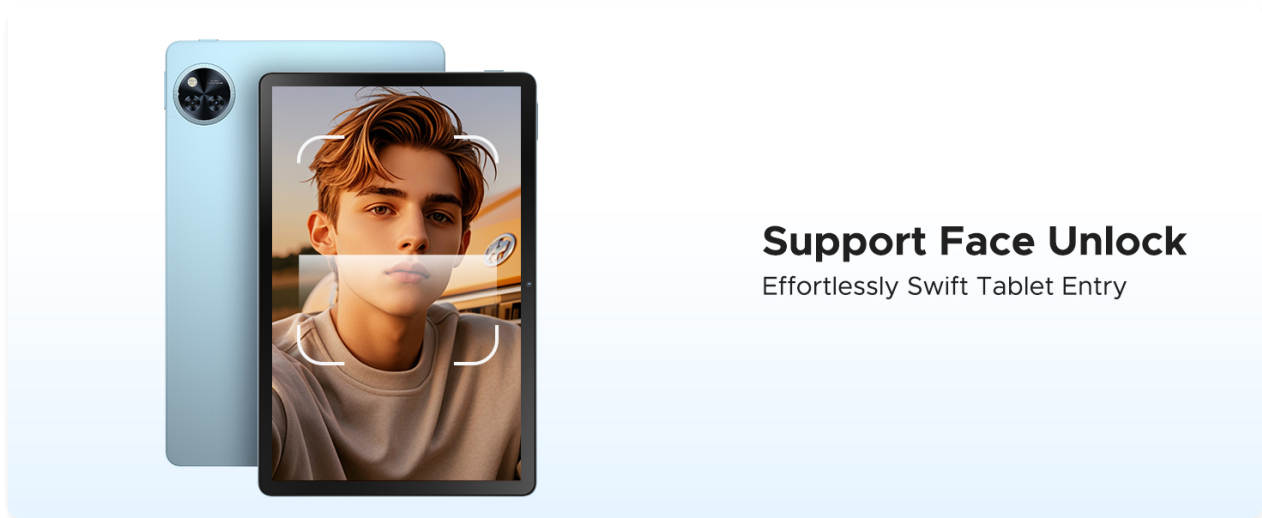


Figure 2.1: All items included in the DOOGEE U11 Pro package.

3. SETUP GUIDE

3.1 Initial Charging

Before first use, fully charge your DOOGEE U11 Pro tablet using the provided charger and Type-C USB cable. The 8580mAh battery provides extended usage, but an initial full charge ensures optimal performance.

3.2 Powering On/Off

- **To Power On:** Press and hold the Power button located on the side of the tablet until the DOOGEE logo appears.
- **To Power Off:** Press and hold the Power button, then select 'Power off' from the options that appear on the screen.

3.3 Connecting Accessories

The tablet comes with a Bluetooth keyboard and wireless mouse for enhanced productivity.

- **Bluetooth Keyboard:** Turn on the keyboard and enable Bluetooth on your tablet (Settings > Connected devices > Bluetooth). Select the keyboard from the list of available devices to pair.
- **Wireless Mouse:** The mouse typically connects via a USB dongle. Insert the dongle into the tablet's USB-C port using an appropriate adapter if necessary, or pair via Bluetooth if it's a Bluetooth mouse.
- **Stylus Pen:** The stylus pen is ready for use directly on the screen for writing or drawing.

3.4 Inserting TF Card (Storage Expansion)

To expand storage up to 2TB, insert a TF (microSD) card into the designated slot. Use the provided SIM card removal needle to open the tray.

3.5 Face Unlock Setup

For quick and secure access, set up Face Unlock:

1. Go to **Settings > Security & privacy > Face unlock**.
2. Follow the on-screen instructions to register your face.



Low Blue Light Mode

Gently Protect Your Eyesight

Figure 3.1: Setting up Face Unlock for effortless tablet entry.

3.6 Network Connection

- **Wi-Fi:** Go to **Settings > Network & internet > Wi-Fi**. Select your desired network and enter the password. The tablet supports dual-band Wi-Fi (2.4G + 5G).
- **Bluetooth:** For connecting wireless headphones or other devices, go to **Settings > Connected devices > Bluetooth**.

4. OPERATING YOUR TABLET

4.1 Android 15 Features

The DOOGEE U11 Pro runs on the latest Android 15 operating system, offering enhanced security, customizable privacy controls, and improved multitasking capabilities.

- **Split-Screen Mode:** Allows you to run two apps simultaneously side-by-side.
- **Parental Control:** Manage app usage and content access for children.
- **Low Blue Light Mode:** Reduces eye strain, especially during prolonged use or in low-light conditions.
- **Bedtime Mode:** Helps you wind down by silencing notifications and turning the screen to grayscale.



Figure 4.1: The latest Android 15 system provides a smarter, smoother, and safer user experience.

Big Screen, Big Experience

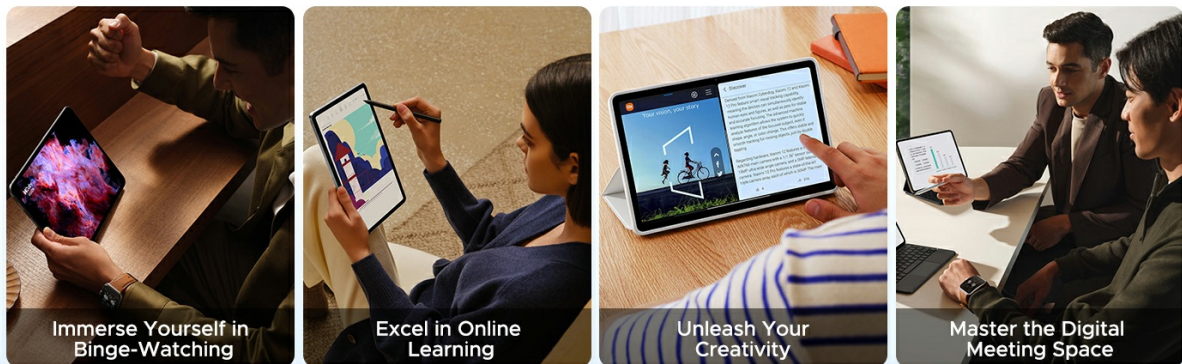


Figure 4.2: Discover more features with Android 15, including Bedtime Mode, Multi-user System, and Parental Control.



Accurate Navigation System

Stay on Track, Wherever You Go



Figure 4.3: Low Blue Light Mode gently protects your eyesight.

4.2 Display and Visuals

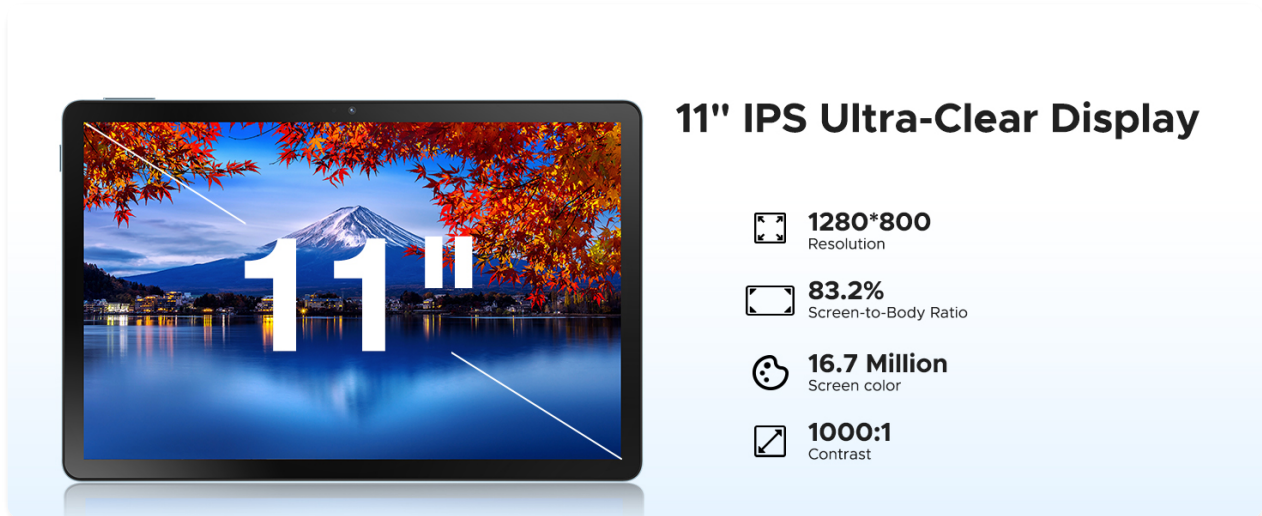
The 11-inch FHD+ IPS display with a 90Hz refresh rate provides smooth visuals and reduced eye strain. It supports Widevine L1 for high-definition streaming on platforms like Netflix, YouTube, and Prime Video.



Powered by the Latest Android 15

Smarter, Smoother & Safer

Figure 4.4: The 11-inch IPS Ultra-Clear Display offers stunning visuals.



11" IPS Ultra-Clear Display





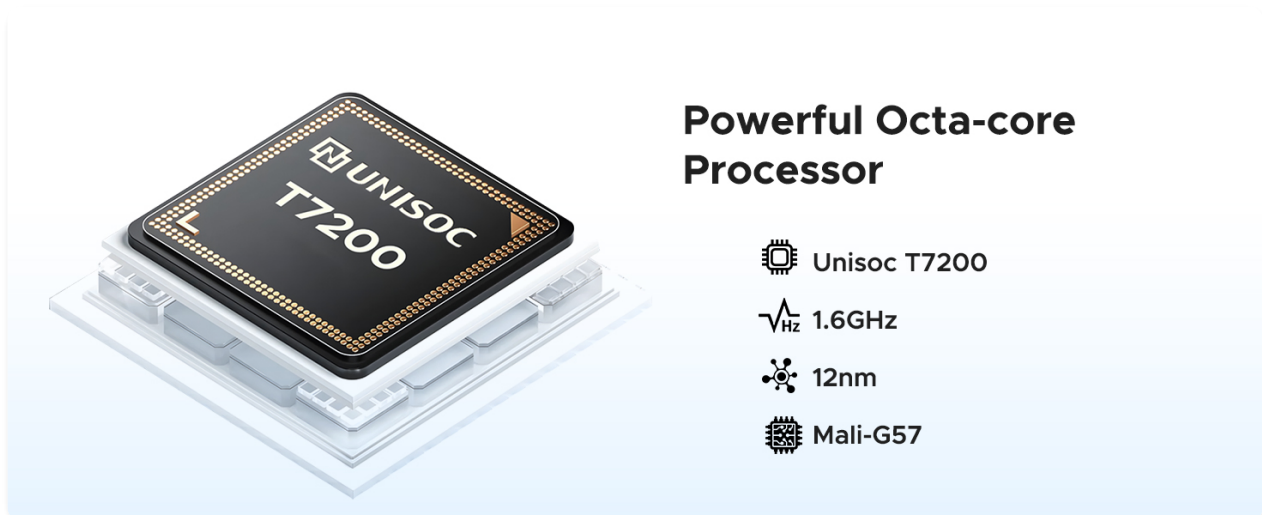
-  **1280*800**
Resolution
-  **83.2%**
Screen-to-Body Ratio
-  **16.7 Million**
Screen color
-  **1000:1**
Contrast

Figure 4.5: Experience seamless, ultra-smooth visuals with the 90Hz High Refresh Rate.



Powerful Octa-core Processor




-  **Unisoc T7200**
-  **1.6GHz**
-  **12nm**
-  **Mali-G57**

Figure 4.6: Widevine L1 Support enables 1080P streaming on popular platforms.

4.3 Performance and Storage

The tablet is powered by a Unisoc T7200 Octa-Core processor, ensuring smooth operation for multitasking, gaming, and streaming. With 30GB RAM (6GB base + 24GB extended) and 256GB UFS storage, expandable up to 2TB via TF card, you have ample space and speed.




30GB RAM with Memory Extension

6GB
Basic RAM

24GB
Extended RAM

Figure 4.7: The powerful Octa-core Processor ensures smooth performance.




256GB ROM+ Up to 2TB Expandable Storage

256GB
Base Storage

2TB
Expandable Memory

2TB TF card needs to be purchased separately.

Figure 4.8: 30GB RAM with Memory Extension for seamless multitasking.



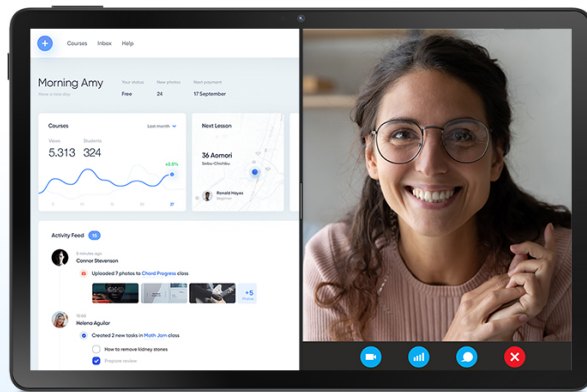
Support 5W Reverse Charging

Share Power, Stay Connected

Figure 4.9: 256GB ROM+ Up to 2TB Expandable Storage for all your files.

4.4 Camera Usage

The tablet features a 13MP rear camera for capturing crisp images and documents, and a 5MP front camera optimized for video calls.



Efficient Multitasking Experience

Simplify Your Workflow

Figure 4.10: Capture every detail with clarity using the dual camera setup.

4.5 Audio Experience

Enjoy immersive audio from dual HD speakers. The tablet also includes a 3.5mm headphone jack and supports Bluetooth 5.0 for wireless audio devices.



Figure 4.11: Dual HD Speakers provide a rich audio experience.

4.6 Navigation and Productivity

- **Accurate Navigation:** Built-in AGPS and multi-satellite support (GPS, Beidou, GLONASS, Galileo) provide precise guidance.
- **WPS Office:** Pre-installed WPS Office allows for seamless document editing (Word, Excel, PPT).
- **Reverse Charging:** The tablet supports 5W OTG reverse charging, allowing you to power other devices in emergencies.

Built-in PC-level WPS Office

WPS Word



WPS Excel




WPS PPT



Figure 4.12: Accurate Navigation System helps you stay on track.

Capture Every Detail with Clarity



13MP
Main Camera

5MP
Front Camera

Figure 4.13: Built-in PC-level WPS Office for enhanced productivity.

8580mAh Monster Battery

Long Battery Life, Enjoyable Entertainment

1509Hours
Standby

28.3Hours
Music Playing

9.2Hours
Video Watching

6.7 Hours
Web Browsing

8580mAh



Figure 4.14: Support for 5W Reverse Charging to share power and stay connected.

4.7 Official Product Video

Your browser does not support the video tag.

Video 4.1: An official product video showcasing the DOOGEE U11 Pro Android 15 Tablet's features and design. This video highlights its slim profile, Android 15 system, 11-inch IPS display, 90Hz refresh rate, powerful Octa-core processor, and available colors.

5. MAINTENANCE

5.1 Battery Care

To prolong the life of your 8580mAh battery:

- Avoid extreme temperatures.
- Do not let the battery completely drain frequently.
- Use the original charger provided.

5.2 Cleaning the Tablet

Use a soft, lint-free cloth to clean the screen and body of the tablet. Avoid abrasive materials or harsh chemicals.

5.3 Software Updates

Regularly check for system updates to ensure your Android 15 tablet has the latest features and security patches. Go to **Settings > System > System update**.

5.4 Storage Management

Periodically review and manage your 256GB internal storage. Utilize the 2TB TF card expansion for large files and media to maintain optimal performance.

6. TROUBLESHOOTING

This section addresses common issues you might encounter with your DOOGEE U11 Pro tablet.

Problem	Possible Solution
Tablet does not turn on	Ensure the battery is charged. Connect the charger and wait a few minutes before attempting to power on again. If unresponsive, press and hold the power button for 10-15 seconds for a forced restart.
Slow performance	Close unused applications. Clear cache for frequently used apps. Check for system updates. Consider uninstalling unnecessary apps or moving large files to the TF card.
Wi-Fi connectivity issues	Restart the tablet and your Wi-Fi router. Forget the network in Wi-Fi settings and reconnect. Ensure you are within range of the Wi-Fi signal.

Problem	Possible Solution
Bluetooth accessory not pairing	Ensure the accessory is in pairing mode. Turn Bluetooth off and on again on the tablet. Make sure the accessory is charged.
Screen unresponsive	Restart the tablet. If the issue persists, perform a factory reset (backup data first).

7. SPECIFICATIONS

Detailed technical specifications for the DOOGEE U11 Pro Tablet:

Feature	Specification
Model Name	U11PRO-V
Operating System	Android 15
Screen Size	11 Inches
Max Screen Resolution	1280*800 Pixels
Processor Brand	Unisoc (Octa-Core)
RAM	30GB (6GB Base + 24GB Extended)
Internal Storage	256GB
Expandable Storage	Up to 2TB (TF Card)
Battery Capacity	8580mAh
Rear Camera	13MP
Front Camera	5MP
Wireless Type	802.11ac (2.4G + 5G Wi-Fi)
Bluetooth	Bluetooth 5.0
Dimensions (LxWxH)	13.03 x 7.76 x 1.38 inches
Item Weight	9.2 ounces
Color	Gray

8. WARRANTY AND SUPPORT

8.1 Warranty Information

The DOOGEE U11 Pro Tablet comes with a **2-Year Limited Warranty**. For specific terms and conditions, please refer to the Warranty Card included in your package.

Additionally, protection plans are available for purchase:

- **2-Year Protection Plan:** Provides extended coverage for your device.
- **Complete Protect:** A monthly plan covering eligible past and future purchases.

8.2 Customer Support

For any technical assistance, product inquiries, or warranty claims, please contact DOOGEE customer service. The seller, 'Tablet flagship store', also provides support.

- **Online Support:** Refer to the official DOOGEE website or the seller's contact information for 24/7 online support.
- **Money Back Guarantee:** A 30-day money-back guarantee and free return policy may apply, as per seller terms.



Figure 8.1: Worry-free customer service is available.