

manuals.plus /

› [DOOGEE](#) /

› [DOOGEE U11 Pro Android 15 Tablet User Manual](#)

DOOGEE U11PRO-V

DOOGEE U11 Pro Android 15 Tablet User Manual

Model: U11PRO-V

INTRODUCTION

The DOOGEE U11 Pro is an advanced Android 15 tablet designed for both productivity and entertainment. Featuring an 11-inch FHD+ display with a 90Hz refresh rate, a powerful octa-core processor, and extensive memory options, it offers a smooth and responsive user experience. This manual provides essential information for setting up, operating, and maintaining your device.



Image: The DOOGEE U11 Pro tablet shown with its accompanying keyboard, mouse, and stylus, highlighting its comprehensive productivity kit.

WHAT'S IN THE BOX

Verify that all items are present in your package:

- 1 x U11PRO Android 15 Tablet
- 1 x Keyboard
- 1 x Mouse
- 1 x Stylus Pen
- 1 x Charger
- 1 x Type-C USB Cable
- 1 x Leather Protective Cover
- 1 x Tempered Film (Screen Protector)

- 1 x SIM Card Removal Needle
- 1 x Manual
- 1 x Warranty Card

SETUP GUIDE

1. Initial Charging

Before first use, fully charge your tablet. Connect the provided Type-C USB cable to the tablet's USB-C port and the charger to a power outlet. The charging indicator will show progress.

2. Powering On/Off

- To power on: Press and hold the Power button until the DOOGEE logo appears.
- To power off: Press and hold the Power button, then select "Power off" from the options.

3. Connecting Accessories

The tablet comes with a Bluetooth keyboard, wireless mouse, and stylus pen for enhanced productivity.

- **Bluetooth Keyboard/Mouse:** Turn on the keyboard/mouse. Go to **Settings > Connected devices > Bluetooth** on your tablet. Enable Bluetooth and pair with the respective devices.
- **Stylus Pen:** The stylus pen is generally passive and does not require pairing. Simply use it directly on the screen.

4. Screen Protector Application

Carefully apply the tempered film (screen protector) to the tablet's display to prevent scratches. Ensure the screen is clean and dust-free before application.

5. Inserting a TF Card (Optional)

To expand storage up to 2TB, insert a TF card into the designated slot using the SIM card removal needle if necessary. Ensure the tablet is powered off before inserting or removing the card.

OPERATING YOUR TABLET

Android 15 Operating System

Your DOOGEE U11 Pro runs on the latest Android 15, offering enhanced security, customizable privacy controls, and seamless multitasking. Key features include:

- **Split-screen Mode:** Allows you to run two apps simultaneously side-by-side.
- **Parental Control:** Manage app usage and content access for children.
- **Low Blue Light Mode:** Reduces eye strain during prolonged use.
- **Memory Manager:** Intelligently manages storage space.



Powered by the Latest Android 15

Smarter, Smoother & Safer

Image: The Android 15 interface displayed on the DOOGEE U11 Pro tablet, showcasing its modern and user-friendly design.

Display and Visuals

The 11-inch FHD+ display with a 90Hz refresh rate provides smooth visuals and reduced eye strain. With Widevine L1 certification, you can enjoy high-definition streaming from platforms like Netflix, YouTube, and Prime Video in 1080P.



Image: A visual representation of the tablet's 11-inch IPS Ultra-Clear Display, emphasizing its 90Hz high refresh rate for smooth visuals.



Image: The tablet screen displaying a video, with logos for Netflix, Hulu, Prime Video, HBO Max, and YouTube, indicating Widevine L1 support for high-definition streaming.

Performance and Storage

Equipped with a high-efficiency octa-core Unisoc T7200 processor and up to 30GB RAM (6GB base + 24GB expandable), the tablet ensures smooth performance for multitasking, gaming, and streaming. It includes 256GB UFS storage, expandable up to 2TB via TF card (sold separately).

8580mAh Monster Battery
Long Battery Life, Enjoyable Entertainment

-  **1509Hours**
Standby
-  **28.3Hours**
Music Playing
-  **9.2Hours**
Video Watching
-  **6.7 Hours**
Web Browsing



Image: A close-up of the Unisoc T7200 octa-core processor chip, highlighting its specifications for powerful performance.

Discover More with Android 15



-  **Bedtime Mode**
-  **Multi-user System**
-  **Parental Control**

Image: The tablet screen displaying various app icons, illustrating the 30GB RAM (6GB Basic + 24GB Extended) for smooth multitasking.



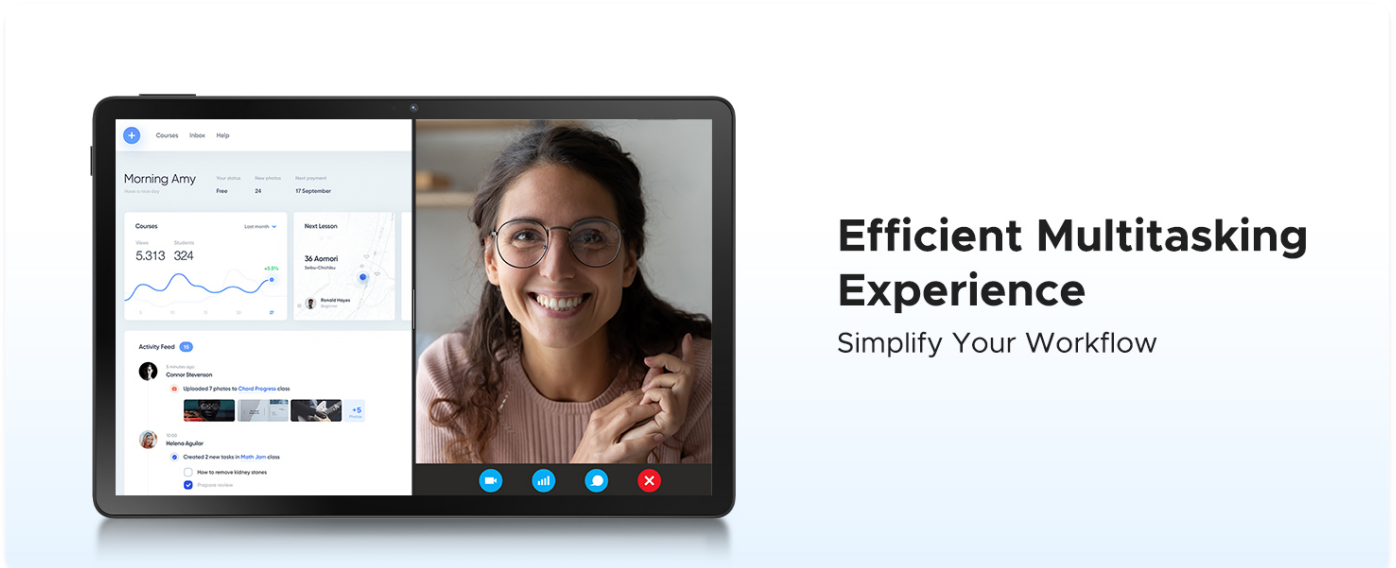
Support 5W Reverse Charging

Share Power, Stay Connected

Image: A graphic illustrating the 256GB base storage and the option to expand memory up to 2TB with a TF card.

Camera Features

The tablet features a 13MP rear camera for crisp images and documents, and a 5MP front camera optimized for video calls and selfies.



Efficient Multitasking Experience

Simplify Your Workflow

Image: A visual showing the tablet's rear and front cameras, with example photos taken to demonstrate clarity.

Audio and Connectivity

Enjoy immersive audio with dual HD speakers. Stay connected with dual-band WiFi (2.4G + 5G) and Bluetooth 5.0. Built-in AGPS provides precise navigation. The tablet includes a USB-C port and a 3.5mm headphone jack.

Built-in PC-level WPS Office

WPS Word



WPS Excel



WPS PPT



Image: The tablet held horizontally, showing sound waves emanating from its dual speakers, indicating premium audio quality.



Accurate Navigation System

Stay on Track, Wherever You Go



GPS



Beidou



GLONASS



Galileo

Image: A person using the tablet for navigation in a car, illustrating the accurate navigation system with GPS, Beidou, GLONASS, and Galileo support.

Security and Productivity

Unlock your tablet quickly and securely with Face ID. The tablet also comes with pre-installed WPS Office for seamless document editing, supporting Word, Excel, and PowerPoint formats.



Package Contents

- 1x DOOGEE U11 Pro VIP Edition Tablet
- 1x Type-C Cable
- 1x Charger
- 1x Stylus
- 1x Tempered film
- 1x Bluetooth Mouse
- 1x Leather Protective Cover
- 1x Bluetooth Keyboard
- 1x SIM Card Removal Needle
- 1x Packing Box
- 1x User Manual


Image: A graphic demonstrating the Face Unlock feature, showing a face being recognized by the tablet for effortless entry.




Image: Three separate images showing individuals using the tablet for WPS Word, WPS Excel, and WPS PPT, highlighting its PC-level office capabilities.


Battery Life

The U11 Pro is equipped with a large 8580mAh battery, providing up to 11 hours of video playback and 26 hours of music. It also supports OTG reverse charging, allowing you to power other devices in emergencies.



256GB ROM+ Up to 2TB Expandable Storage

 **256GB**
Base Storage

 **2TB**
Expandable Memory

2TB TF card needs to be purchased separately.

Image: A graphic illustrating the 8580mAh battery capacity and its estimated usage times for standby, music, video, and web browsing.



30GB RAM with Memory Extension

 **6GB**
Basic RAM

 **24GB**
Extended RAM

Image: The tablet connected via USB-C cable to a smartphone, demonstrating its 5W reverse charging capability to share power.

MAINTENANCE

- **Cleaning:** Use a soft, lint-free cloth to clean the screen and body. Avoid abrasive cleaners or solvents.
- **Software Updates:** Regularly check for system updates via **Settings > System > System update** to ensure optimal performance and security.
- **Storage Management:** Periodically review and delete unnecessary files, apps, and media to free up storage space. Utilize the Memory Manager feature for intelligent space management.
- **Battery Care:** To prolong battery life, avoid extreme temperatures. It is recommended to keep the battery charge between 20% and 80% for long-term health.

TROUBLESHOOTING

Issue	Possible Solution
Tablet does not power on	Ensure the battery is charged. Connect the charger and wait a few minutes before attempting to power on again. If unresponsive, press and hold the power button for 10-15 seconds to force a restart.
Slow performance / Apps crashing	Close unnecessary background apps. Clear app caches (Settings > Apps > select app > Storage & cache > Clear cache). Restart the tablet. Ensure sufficient free storage space.
Wi-Fi connectivity issues	Restart your Wi-Fi router. Forget the network on your tablet and reconnect. Ensure the tablet is within range of the Wi-Fi signal.
Bluetooth device not pairing	Ensure the Bluetooth device is in pairing mode. Turn Bluetooth off and on again on the tablet. Restart both devices.
Screen unresponsive	Restart the tablet. Ensure the screen is clean and free of debris. If a screen protector is installed, ensure it is properly applied and not interfering with touch.

SPECIFICATIONS

Feature	Detail
Model Name	U11PRO-V
Operating System	Android 15
Display Size	11 Inches
Max Screen Resolution	1280*800 Pixels
Processor	Unisoc T7200 Octa-Core
RAM	Up to 30GB (6GB Base + 24GB Extended)
Internal Storage	256GB UFS
Expandable Storage	Up to 2TB (TF Card)
Battery Capacity	8580mAh
Rear Camera	13MP
Front Camera	5MP
Connectivity	Dual-band WiFi (2.4G + 5G), Bluetooth 5.0, AGPS
Ports	USB-C, 3.5mm Headphone Jack, TF Card Slot
Weight	~1.19 lbs (540g); Package Weight: ~3.4 pounds
Dimensions (LxWxH)	13.03 x 7.76 x 1.38 inches

WARRANTY AND SUPPORT

DOOGEE offers a 2-year limited warranty for the U11 Pro tablet. Additionally, a 30-day money-back guarantee is provided. For

any technical assistance or inquiries, please refer to the official DOOGEE support channels or the warranty card included in your package. Online support is available 24/7.




Image: An icon representing customer service, symbolizing available support for the product.

OFFICIAL PRODUCT VIDEO



Your browser does not support the video tag.





Video: An official product video showcasing the features and design of the DOOGEE U11 Pro Android 15 Tablet. This video provides a visual overview of the tablet's capabilities and aesthetics.



© 2025 DOOGEE. All rights reserved.

Related Documents - U11PRO-V

	<p>DOOGEE S61 / S61 PRO Rugged Industrial Smartphone - Technical Specifications</p> <p>Explore the detailed technical specifications of the DOOGEE S61 and S61 PRO rugged industrial smartphones. Learn about their Helio G35 processor, 6.0" IPS HD+ display, advanced camera systems (including SONY IMX350), 5180mAh battery, and robust IP68/IP69K/MIL-STD-810H durability.</p>
	<p>Shenzhen DOOGEE Hengtong Technology CO., LTD U11 Tablet SAR Test Report</p> <p>This document is a SAR (Specific Absorption Rate) test report for the Shenzhen DOOGEE Hengtong Technology CO., LTD U11 Tablet, detailing compliance with FCC regulations and IEEE standards for RF exposure. It includes test results, methodology, and product specifications.</p>

 <p>The image shows the cover of the DOOGEE U11 Tablet User Manual. It features the DOOGEE logo at the top, followed by the title 'User Manual' and a subtitle 'Thanks for choosing DOOGEE products'. Below this is a QR code with the text 'Scan the QR code for more function information'.</p>	<p>DOOGEE U11 Tablet User Manual</p> <p>This user manual provides comprehensive instructions for the DOOGEE U11 Tablet, covering setup, basic functions, safety precautions, and maintenance. It includes details on inserting SIM/TF cards, sending messages, language settings, and important safety information regarding SAR and battery care. The manual is available in multiple languages.</p>
 <p>The image shows the 'Produktdatenblatt' (Product Data Sheet) for the DOOGEE U11 Tablet. It is a technical specification sheet in German, detailing various parameters such as model, color, screen size, resolution, camera, battery, and connectivity. It also includes a table for energy consumption and efficiency ratings.</p>	<p>DOOGEE U11 Produktdatenblatt: EU Energieverbrauchskennzeichnung</p> <p>Offizielles Produktdatenblatt für das DOOGEE U11 Tablet gemäß EU-Verordnung 2023/1669. Enthält technische Spezifikationen, Energieeffizienz, Akkulaufzeit, Haltbarkeit und Reparaturbarkeitsinformationen.</p>
 <p>The image shows the cover of the DOOGEE U10 Series Tablet User Manual and Safety Guide. It features the DOOGEE logo, the title 'User Manual', and a subtitle 'Thanks for choosing DOOGEE products'. Below this is a QR code with the text 'Scan the QR code for more function information'.</p>	<p>DOOGEE U10 Series Tablet User Manual and Safety Guide</p> <p>Comprehensive user manual for the DOOGEE U10 Series tablet, covering essential operations, safety guidelines, maintenance tips, and FCC compliance information. Learn how to set up your device, send messages, manage settings, and ensure safe usage.</p>
 <p>The image shows the cover of the DOOGEE Tablet User Manual. It features the DOOGEE logo, the title 'User Manual', and a subtitle 'Thanks for choosing DOOGEE products'. Below this is a QR code with the text 'Scan the QR code for more function information'.</p>	<p>DOOGEE Tablet User Manual</p> <p>User manual for the DOOGEE tablet, covering setup, messaging, language settings, safety, and maintenance.</p>