

Manuals+

[Q & A](#) | [Deep Search](#) | [Upload](#)

[manuals.plus](#) /

› [TECKNET](#) /

› [TECKNET Wired RGB Keyboard TK-KB037 User Manual](#)

TECKNET TK-KB037

TECKNET Wired RGB Keyboard TK-KB037 User Manual

Comprehensive instructions for setting up, operating, and maintaining your TECKNET Wired RGB Keyboard model TK-KB037, including backlight controls and multimedia shortcuts.

INTRODUCTION

This manual provides detailed instructions for the TECKNET Wired RGB Keyboard, model TK-KB037. Please read this manual thoroughly before using the product to ensure proper operation and maintenance.



Figure 1: TECKNET Wired RGB Keyboard (Model TK-KB037)

1. SETUP

1.1 Package Contents

- TECKNET Wired RGB Keyboard (Model TK-KB037)
- User Manual (this document)

1.2 Connecting the Keyboard

The TECKNET Wired RGB Keyboard features a simple plug-and-play design, requiring no additional drivers for most

operating systems.

1. Locate an available USB-A port on your computer (PC, Laptop, Desktop, Raspberry Pi 3/4).
2. Insert the USB connector of the keyboard into the USB-A port.
3. The keyboard will be automatically recognized by your operating system and ready for use.



Figure 2: Connecting the USB cable to a computer.

Compatibility: Compatible with Windows 2000/XP/7/8/10, Vista, Raspberry Pi 3/4, and Mac OS. Note that multimedia keys may have limited functionality on Mac OS.

UNIVERSAL PLUG & CONQUER

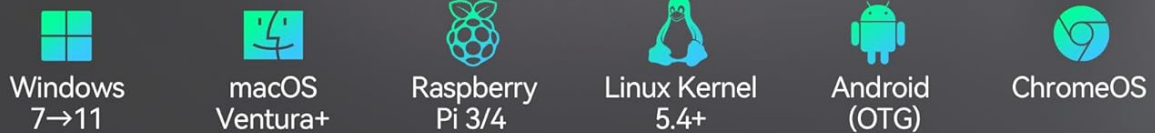
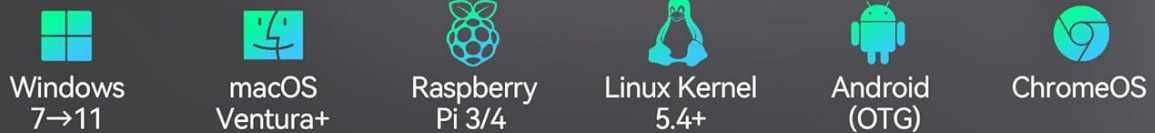


Figure 3: Operating system compatibility overview.

2. OPERATING INSTRUCTIONS

2.1 Quiet and Comfortable Typing

The keyboard features low-profile membrane keys designed for soft keystrokes and reduced typing noise, suitable for quiet environments.

LOW PROFILE KEYCAPS : SILENT PRO EDITION

- 40% Quieter with Crater Structure
- 2.2mm Short-Stroke Design



Figure 4: Low-profile keycaps for quiet typing.

2.2 Ergonomic Design and Adjustable Tilt

The full-size 104-key layout includes adjustable tilt legs and anti-slip pads, allowing you to customize the typing angle for comfort during extended use.

ERGOSCIENCE COMFORT SYSTEM

8° Comfort Zone Adjuster



Figure 5: Adjustable tilt legs for ergonomic comfort.

2.3 RGB Backlight Control

The keyboard features 7 different lighting colors, 4 brightness levels (High/Medium/Low/Off), and 2 lighting modes (Static or Breathing).

- To change lighting color: Press **FN** + * (asterisk key).
- To adjust brightness: Press **FN** + + (plus key) to increase, or **FN** + - (minus key) to decrease.
- To switch between Static and Breathing modes: Press **FN** + **Light Bulb Icon** key.

SET YOUR WORKFLOW RHYTHM

7-Color RGB Backlit Keyboard



Figure 6: Examples of 7-color RGB backlighting.

3 LEVELS ADJUSTABLE BRIGHTNESS



Figure 7: Three levels of adjustable backlight brightness.

2.4 Multimedia Shortcuts

Utilize the 12 FN+F key combinations for quick access to various functions:

Key Combination	Function
FN + F1	Music Player
FN + F2	Volume Down
FN + F3	Volume Up
FN + F4	Mute
FN + F5	Stop Playback
FN + F6	Previous Track

Key Combination	Function
FN + F7	Play/Pause
FN + F8	Next Track
FN + F9	Internet Browser
FN + F10	Email Client
FN + F11	Lock Computer
FN + F12	Calculator

FN+ COMMAND HUB

One-Tap Media Control

 + 

 Music

 + 

 Volume -

 + 

 Volume +

 + 

 Mute

 + 

 Stop

 + 

 Previous Track

 + 

 Play/Pause

 + 

 Next Track

 + 

 Internet

 + 

 E-mail

 + 

 Lock

 + 

 Calculators





Limited Mac support; certain functions may be restricted.

Figure 8: FN key multimedia shortcuts.

3.1 Spill-Resistant Design

The keyboard is built with a spill-resistant conductive film to protect against accidental water splashes. In case of a spill, promptly wipe the liquid clean from the keyboard surface.



Figure 9: Spill-resistant keyboard design.

3.2 General Cleaning

To clean the keyboard, use a soft, damp cloth. Avoid using harsh chemicals or abrasive cleaners, as these may damage the surface or key legends.

4. TROUBLESHOOTING

4.1 Keyboard Not Responding

- Ensure the USB cable is securely connected to a working USB-A port on your computer.
- Try connecting the keyboard to a different USB-A port.

- Restart your computer.
- Test the keyboard on another computer to determine if the issue is with the keyboard or the computer.

4.2 Backlight Not Working or Incorrect

- Ensure the keyboard is properly connected.
- Use **FN + +** or **FN + -** to adjust brightness.
- Use **FN + *** to cycle through colors.
- Use **FN + Light Bulb Icon** to change lighting modes.

4.3 Multimedia Keys Not Functioning on Mac OS

As noted in the compatibility section, some multimedia keys may have limited functionality when used with Mac OS. This is due to differences in operating system key mapping and is not a product defect.

5. SPECIFICATIONS

Feature	Detail
Model Number	TK-KB037
Brand	TECKNET
Connectivity Technology	USB-A (Wired)
Keyboard Description	Membrane
Key Layout	Full-size, 104 keys
Backlighting	7-Color RGB, 4 Brightness Levels, 2 Modes (Static/Breathing)
Special Features	Backlit, Spill-Resistant, Adjustable Tilt Legs, Multimedia Shortcuts
Compatible Devices	PC (Windows 2000/XP/7/8/10, Vista), Raspberry Pi 3/4, Mac OS
Product Dimensions	17.3"L x 5.2"W x 1.1"H (43.9 x 13.2 x 2.8 cm)
Item Weight	0.634 ounces (approx. 18 grams)

6. WARRANTY

Each TECKNET product provides a lifetime warranty (registered only). If you are not satisfied with your product or service, please contact TECKNET customer support.

7. SUPPORT

For technical support, warranty claims, or further assistance, please visit the official TECKNET website or contact their customer service directly. Refer to the product packaging or the TECKNET website for the most current contact information.

You can also visit the [TECKNET Store on Amazon](#) for more product information and support resources.

PRODUCT OVERVIEW VIDEO




Video 1: An overview of the TECKNET wired backlit keyboard, demonstrating its features such as plug-and-play setup, adjustable legs, quiet typing, RGB lighting modes, and spill resistance.



© 2025 TECKNET. All rights reserved. Information in this manual is subject to change without notice.

Related Documents - TK-KB037

	<p>TECKNET EMK01707 Mechanical Keyboard User Manual</p> <p>User manual for the TECKNET EMK01707 Mechanical Keyboard, detailing package contents, product specifications, safety instructions, warranty information, and multimedia and lighting function customization.</p>
	<p>TECKNET TK-KB002 Wired Gaming Keyboard User Manual</p> <p>User manual for the TECKNET TK-KB002 Wired Gaming Keyboard, providing details on package contents, specifications, system requirements, usage, keyboard shortcuts, RGB lighting controls, brightness adjustments, important safety instructions, product disposal, warranty information, and compliance statements.</p>
	<p>TECKNET Wireless Doorbell TK-WD895/TK-WD896 User Manual</p> <p>User manual for the TECKNET Wireless Doorbell models TK-WD895 and TK-WD896. This guide provides instructions on package contents, specifications, installation of the push button and receiver, usage, pairing, and safety information.</p>
	<p>TeckNet TK-MS001 Wireless Rechargeable Silent Mouse User Manual</p> <p>User manual for the TeckNet TK-MS001 Wireless Rechargeable Silent Mouse, detailing setup, 2.4GHz and Bluetooth connectivity, DPI settings, charging, safety precautions, warranty, and disposal instructions.</p>
	<p>Tecknet TK-MS001 Wireless Rechargeable Silent Mouse User Manual</p> <p>Comprehensive user manual for the Tecknet TK-MS001 Wireless Rechargeable Silent Mouse, covering setup, connectivity (2.4GHz, Bluetooth), DPI adjustment, charging, sleep mode, safety instructions, warranty, and disposal information.</p>
	<p>TECKNET TK-GM001 Ergonomic USB Mouse User Guide</p> <p>User guide for the TECKNET TK-GM001 wired USB mouse, detailing its features, setup instructions, system requirements, and troubleshooting tips.</p>