



[Manuals.plus](#) /

› [UGREEN](#) /

› UGREEN ClipBuds Magic User Manual

## UGREEN 55136

# UGREEN ClipBuds Magic User Manual

Model: 55136 | Brand: UGREEN

## 1. INTRODUCTION

Welcome to the UGREEN ClipBuds Magic user manual. These open-ear Bluetooth headphones are designed to provide a comfortable, high-quality audio experience with innovative features like a smart display and dual-device connectivity. This manual will guide you through the setup, operation, and maintenance of your new headphones to ensure you get the most out of them.



The UGREEN ClipBuds Magic headphones feature an open-ear design for comfort and a smart display on the charging case for intuitive control.

## 2. PRODUCT OVERVIEW

### Key Features

- **High-definition Stereo Sound:** Equipped with a 12mm Silicone + Bio-diaphragm Unit for powerful bass and clear audio.
- **Open-Ear Canal Design:** Comfortable ear clip design with airbag cushions and a bendable Memory titanium alloy connector for secure fit.
- **Longer Playtime:** Up to 6 hours on a single charge, and 30 hours total with the charging case. Fast charging provides 2 hours of playback from a 10-minute charge.
- **Bluetooth 5.4:** Ensures low latency (within 110ms), anti-interference, and low power consumption for stable connection.
- **IPX5 Water Resistant:** Suitable for exercise and outdoor activities, resistant to sweat and splashes.
- **Smart Display Charging Case:** Intuitive touch screen for music control, Bluetooth connection, lyrics display, language selection, sound effect modes, wallpaper, volume adjustment, and finding earphones.
- **DNN Passive Noise Reduction:** Directional call noise reduction and AI ambient noise reduction for clear calls.
- **Dual-Device Connectivity:** Connect to two devices simultaneously (Windows, iOS, Android).

## Components

The UGREEN ClipBuds Magic package includes:

- UGREEN HiTune S5 Bluetooth Headphones (Left and Right earbuds)
- Charging Case with Smart Display
- User Manual
- Charging Cable (not explicitly listed but implied for charging)

# Clip Design تصميم مشبك

Special buckle structure eliminates the discomfort of conventional earbuds

هيكل مشبك خاص يُخفف من إزعاج سماعات الأذن التقليدية

5.6g

Ultralight

خفيف الوزن للغاية



The ultralight 5.6g clip design ensures a comfortable and secure fit, eliminating the discomfort of traditional earbuds.

# High Sound Quality جودة صوت عالية

Adopts a 12mm Biological Diaphragm  
Unit to Restore Sound Details

تعتمد وحدة غشاء بيولوجي 12 مم لاستعادة تفاصيل الصوت

# 12mm



Experience high sound quality with the 12mm biological diaphragm unit, designed to restore rich sound details.

# DNN Passive Noise Reduction

## تقليل الضوضاء السلبية بتقنية DNN

Directional call noise reduction, AI ambient noise reduction  
تقليل ضوضاء المكالمات الاتجاهية، وتقليل الضوضاء المحيطة بالذكاء الاصطناعي



DNN Passive Noise Reduction provides directional call noise reduction and AI ambient noise reduction for clearer conversations.

# Directional Audio Transmission

## نقل صوتي اتجاهي

Double elimination of sound leakage, 33% better sound quality than the previous generation

منع تسرب الصوت بشكل مزدوج، جودة صوت أفضل بنسبة 33% من الجيل السابق



Directional Audio Transmission minimizes sound leakage and improves sound quality by 33% compared to previous generations.

### 3. SETUP

#### 3.1 Charging the Earbuds and Case

Before first use, fully charge the UGREEN ClipBuds Magic. Place the earbuds into the charging case and connect the case to a power source using a USB-C cable (not included). The smart display will indicate charging status.

- **Earbud Charging Time:** Approximately 1.5 hours for a full charge.
- **Case Charging Time:** Approximately 2 hours for a full charge.
- **Quick Charge:** 10 minutes of charging provides 2 hours of playback.

# 30H Long Battery Life

## عمر بطارية طويل يصل إلى 30 ساعة

6H

شحنة واحدة

30H

عمر البطارية

10Min = 2H

الشحن من التكاثر

1.5H

يدعم الشحن السريع



UGREEN Lab Data  
بيانات مختبر UGREEN

The ClipBuds Magic offer up to 30 hours of total playtime with the charging case, and support fast charging.

### 3.2 Initial Pairing

To pair your UGREEN ClipBuds Magic with a device for the first time:

1. Ensure the earbuds are in the charging case and the case has sufficient battery.
2. Open the charging case. The earbuds will automatically enter pairing mode.
3. On your device (smartphone, tablet, laptop), go to Bluetooth settings and turn Bluetooth on.
4. Search for available devices and select "UGREEN ClipBuds Magic" from the list.
5. Once connected, the smart display on the case will show a connected icon, and you will hear an audio prompt.

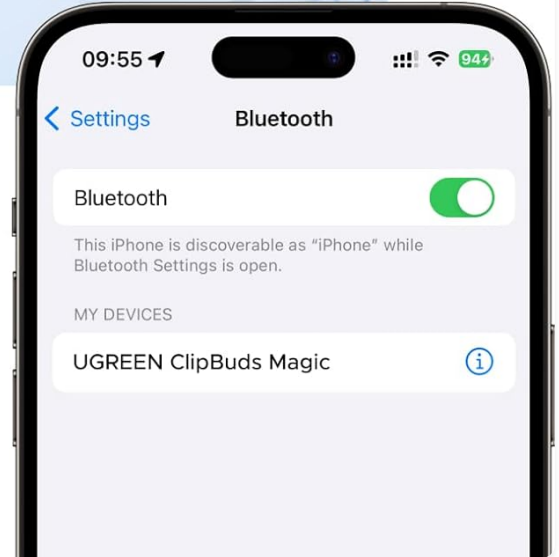


## Bluetooth 5.4

## بلوتوث

More stable connection and  
faster transmission

اتصال أكثر استقرارًا ونقل أسرع



Bluetooth 5.4 ensures a more stable connection and faster data transmission for your audio.

## 4. OPERATING THE HEADPHONES

### 4.1 Smart Display Functions

The charging case features a smart display for easy control without needing your phone. To wake up the screen, open or close the case, or briefly press the button on the case. To unlock, slide to unlock on the screen. Swipe left or right to change the interface.

## High Sound Quality

Adopts a 12mm Biological Diaphragm Unit to Restore Sound Details



The smart display offers intuitive touch controls for various functions.

Available functions on the smart display include:

- **Music Control:** Play/pause, skip tracks.
- **Bluetooth Connection:** View connection status.
- **Lyrics Display:** (If supported by your music app)
- **Language Selection:** Change display language.
- **Sound Effect Mode:** Choose from 8 EQ presets.
- **Wallpaper:** Customize the display background.
- **Volume Adjustment:** Increase or decrease volume.
- **Find Earphones:** Locate misplaced earbuds.

# Smart Display شاشة ذكية

One-Touch Multi-Function Switching

تبديل متعدد الوظائف بلمسة واحدة




The smart display provides one-touch multi-function switching for convenient control.

## 4.2 Earbud Touch Controls

The earbuds feature touch-sensitive areas for quick control of music and calls.

## Directional Audio Transmission

Double elimination of sound leakage, 33% better sound quality than the previous generation



Control your audio and calls directly from the earbuds with simple touch gestures.

Action	Gesture	Function
Music Mode (L/R)	1 tap	Play/Pause
Next Song (R)	1 tap	Skip to next track
Previous Song (L)	1 tap	Go to previous track
Game Mode (R)	3 taps	Activate/Deactivate Game Mode (low latency)
Voice Activation (L)	3 taps	Activate voice assistant
Call Mode (L/R)	2 taps	Answer/End Call
Reject Call (L/R)	1 tap	Reject incoming call

### 4.3 Dual-Device Connection

The UGREEN ClipBuds Magic can connect to two devices simultaneously, allowing seamless switching between them.

1. Pair the earbuds with your first device (e.g., smartphone) as described in Section 3.2.
2. Disconnect the earbuds from the first device's Bluetooth settings, or turn off Bluetooth on the first device. The earbuds will re-enter pairing mode.
3. Pair the earbuds with your second device (e.g., laptop).
4. Once paired with the second device, re-enable Bluetooth on your first device. The earbuds should automatically connect to both devices.
5. Audio will play from the device that is actively transmitting sound.

# Connect 2 Devices at the Same Time

## توصيل جهازين في نفس الوقت



Windows



iOS



Android




Connect your ClipBuds Magic to two devices at the same time, compatible with Windows, iOS, and Android.

#### 4.4 APP Settings Personalization

For advanced settings and personalization, download the UGREEN app. The app allows you to adjust sound effects, customize the screen display, manage dual device connections, and more.

## Clip Design

Won't fall out even during intense exercise.



Personalize your listening experience and control advanced features through the UGREEN app.

## 5. MAINTENANCE

---

### 5.1 Cleaning and Storage

To maintain the performance and longevity of your UGREEN ClipBuds Magic:

- Wipe the earbuds and charging case with a soft, dry, lint-free cloth.
- Avoid using abrasive cleaners, alcohol, or chemical solvents.
- Store the headphones in their charging case when not in use to protect them and keep them charged.
- Keep the charging contacts on the earbuds and inside the case clean and free of debris.

### 5.2 Water Resistance (IPX5)

The UGREEN ClipBuds Magic are IPX5 water resistant, meaning they can withstand splashes and sweat. They are not designed for submersion in water or for use during swimming.

- Do not intentionally submerge the earbuds or charging case in water.
- If the earbuds get wet from sweat or splashes, wipe them dry before placing them back in the charging case.
- Ensure the charging port is dry before connecting a charging cable.

# IPX5

## Water and sweat resistant

## مقاوم للماء والعرق



The IPX5 rating makes these earbuds ideal for sports and workouts, resisting sweat and light rain.

## 6. TROUBLESHOOTING

If you encounter any issues with your UGREEN ClipBuds Magic, refer to the following common problems and solutions:

Problem	Possible Cause	Solution
Earbuds not pairing	Low battery; not in pairing mode; Bluetooth off on device.	Charge earbuds and case. Ensure case is open to enter pairing mode. Turn on Bluetooth on your device and select "UGREEN ClipBuds Magic".
No sound from one earbud	Earbud not charged; connection issue.	Ensure both earbuds are charged. Place both earbuds back in the case, close it, then open again to reset connection. Re-pair if necessary.
Sound cutting in/out	Too far from device; interference; low battery.	Move closer to your device. Avoid strong electromagnetic interference. Charge earbuds and case.

Problem	Possible Cause	Solution
Smart display unresponsive	Low battery; temporary software glitch.	Charge the case. Briefly press the button on the case to wake the screen. If unresponsive, try a soft reset by closing and reopening the case.
Cannot connect to two devices	Incorrect pairing sequence.	Follow the dual-device connection steps in Section 4.3 carefully. Ensure Bluetooth is enabled on both devices after initial pairing.

## 7. SPECIFICATIONS

Feature	Detail
Model Number	55136
Brand	UGREEN
Ear Placement	Open Ear
Form Factor	True Wireless
Noise Control	Active Noise Cancellation (DNN Passive Noise Reduction for calls)
Bluetooth Version	5.4
Playtime (Single Charge)	Up to 6 hours
Total Playtime (with Case)	Up to 30 hours
Earbud Charging Time	1.5 hours
Case Charging Time	2 hours
Quick Charge	10 minutes for 2 hours playback
Water Resistance	IPX5
Earbud Weight	5.6g (Ultralight)
Manufacturer	Ugreen Group Limited
Country of Origin	China

## 8. WARRANTY AND SUPPORT

UGREEN provides comprehensive support for your ClipBuds Magic headphones:

- **Warranty:** 24-month warranty from the date of purchase.
- **Customer Service:** 24-hour customer service available.
- **Technical Support:** Lifetime technical support for your product.

For further assistance, please refer to the contact information provided on the UGREEN official website or your purchase documentation.

