

boAt Airdopes Plus 311

boAt Airdopes Plus 311 TWS Earbuds User Manual

Model: Airdopes Plus 311

INTRODUCTION

This manual provides detailed instructions for the safe and efficient use of your boAt Airdopes Plus 311 True Wireless Stereo (TWS) Earbuds. Please read this guide thoroughly before using the product to ensure optimal performance and longevity. Keep this manual for future reference.



Image: boAt Airdopes Plus 311 TWS Earbuds in Midnight Blue, showcasing the earbuds and charging case.

WHAT'S IN THE BOX

Upon unboxing your boAt Airdopes Plus 311, you should find the following items:

- boAt Airdopes Plus 311 Earbuds
- Wireless Charging Case
- USB Type-C Charging Cable
- Additional Ear Cushions (S, M, L sizes)
- User Manual

boAt

Hearables App



Stream Top Tracks



Listen to Audiobooks



User Help Guide

Scan & Explore now.



Hearables App

More than just sound.
Your Audio companion.

Image: The boAt Airdopes Plus 311 earbuds nestled within their charging case.

PRODUCT OVERVIEW

The boAt Airdopes Plus 311 features a minimalistic glass design and is equipped with 10mm dynamic drivers for boAt Signature Sound. Each earbud includes dual microphones with ENx Technology for clear voice calls.

Dual Mics
ENx™ Technology



Up To
50 Hrs
Playback

ASAP™ Charge
10 Mins = 150 Mins



boAt Signature Sound



BEAST™ Mode
50ms Low Latency Gaming



Minimalistic
Glass Design




Image: A close-up view of the boAt Airdopes Plus 311 earbuds, highlighting their design and in-ear form factor.

boAt Signature Sound




Image: An exploded diagram illustrating the internal components of a boAt Airdopes Plus 311 earbud, emphasizing the boAt Signature Sound driver.

SETUP

1. Charging the Earbuds and Case

Before first use, fully charge the Airdopes Plus 311 earbuds and their charging case. The case provides additional charges for extended playtime.

- Connect the provided USB Type-C cable to the charging port on the case and a compatible USB power source.
- The LED indicator on the case will show charging status.
- A full charge takes approximately 1.5 hours.
- The ASAP Charge feature allows for 150 minutes of playback with just 10 minutes of charging.
- The earbuds offer up to 50 hours of total playback time with the charging case.

BEAST™ Mode

50ms Latency For Gaming




Image: The boAt Airdopes Plus 311 charging case, highlighting the Type-C charging port.

Up To
50
Hours Playback

ASAP™ Charge
10 Mins = 150 Mins



Image: Visual representation of the boAt Airdopes Plus 311's 50 hours of total playback and ASAP Charge capability (10 minutes charge for 150 minutes playback).

2. Pairing with Your Device

The Airdopes Plus 311 features Insta Wake N' Pair (IWP) technology for seamless connectivity.

1. Initial Pairing:

- Open the lid of the charging case. The earbuds will automatically power on and enter pairing mode.
- On your device (smartphone, tablet, laptop), enable Bluetooth.
- Search for "Airdopes Plus 311" in the list of available Bluetooth devices and select it to connect.
- Once connected, you will hear an audio prompt, and the LED indicator on the earbuds will change.

2. Re-pairing:

- Once paired, the earbuds will automatically connect to the last paired device when you open the case lid (if Bluetooth is enabled on the device).

The earbuds utilize Bluetooth v5.3 for stable connectivity up to a range of 10 meters.



Image: A smartphone screen displaying the Bluetooth connection interface with the boAt Airdopes Plus 311 earbuds.

OPERATING INSTRUCTIONS

The Airdopes Plus 311 earbuds feature intuitive touch controls for managing your audio and calls.

Touch Control Functions

Action	Function
Single Tap (Left/Right Earbud)	Play/Pause Music, Answer/End Call
Double Tap (Right Earbud)	Next Track
Double Tap (Left Earbud)	Previous Track
Long Press (Left/Right Earbud, 2 seconds)	Activate Voice Assistant
Long Press (Left/Right Earbud, 3 seconds during call)	Reject Call
Triple Tap (Left/Right Earbud)	Toggle BEAST™ Mode (Low Latency Gaming)

Voice Assistant: Activate your device's voice assistant (Google Assistant, Siri) with a long press on either earbud. This allows for hands-free control and information retrieval.

BEAST™ Mode: For an enhanced gaming experience, triple tap either earbud to activate BEAST™ Mode, which provides 50ms low latency audio.



Image: A collage showcasing key features of the boAt Airdopes Plus 311, including Dual Mics with ENx Technology, 50 hours playback, boAt Signature Sound, BEAST™ Mode for gaming, and Minimalistic Glass Design.

BOAT HEARABLES APP

Enhance your experience by downloading the boAt Hearables App. The app provides additional features and controls for your Airdopes Plus 311.



Image: A smartphone displaying the boAt Hearables App with a QR code for easy download. Scan the QR code to access the app.

Download the app here: [boAt Hearables App](#)

MAINTENANCE

Proper care ensures the longevity and optimal performance of your Airdopes Plus 311.

- **Cleaning:** Regularly clean the earbuds and charging case with a soft, dry, lint-free cloth. Avoid using harsh chemicals or abrasive materials.
- **Water Resistance:** The earbuds are IPX4 rated, meaning they are resistant to dust, sweat, and splashes. Do not submerge them in water or expose them to heavy rain. Ensure they are dry before placing them back in the charging case.
- **Storage:** When not in use, store the earbuds in their charging case to protect them and keep them charged. Store in a cool, dry place away from direct sunlight and extreme temperatures.
- **Battery Care:** To preserve battery life, avoid fully discharging the earbuds and case frequently. Charge them regularly, even if not in constant use.

ENx™ Technology With Dual Mics



BEAST™ Mode 50ms Latency For Gaming



Image: A collage highlighting features including IPX4 Dust, Sweat & Splash Resistant rating for the boAt Airdopes Plus 311.

TROUBLESHOOTING

If you encounter any issues with your Airdopes Plus 311, refer to the following common solutions:

- **Earbuds not turning on:**
 - Ensure the charging case and earbuds are fully charged.
 - Place the earbuds back in the case, close the lid, and then open it again.
- **Earbuds not pairing:**
 - Make sure Bluetooth is enabled on your device.
 - Ensure the earbuds are in pairing mode (LED indicator flashing).
 - Forget "Airdopes Plus 311" from your device's Bluetooth list and try pairing again.
 - Ensure the earbuds are within the 10-meter Bluetooth range.
- **Only one earbud working:**
 - Place both earbuds back into the charging case, close the lid, wait a few seconds, and then open it again.
 - Check if both earbuds are charged.
 - Try resetting the earbuds (refer to the full product manual for specific reset instructions if needed).
- **Low volume or poor sound quality:**
 - Adjust the volume on both your device and the earbuds.
 - Ensure the ear tips are properly sealed in your ear canal. Try different sized ear cushions.
 - Clean any debris from the earbud speakers.
- **Charging issues:**

- Check the charging cable and adapter for damage.
- Ensure the charging port on the case is clean and free of debris.
- Try a different charging cable or power source.

For further assistance, please contact boAt customer support.

SPECIFICATIONS

Feature	Detail
Model Name	Airdopes Plus 311
Model Number	1000003677
Brand	boAt
Ear Placement	In Ear
Form Factor	In Ear
Noise Control	Active Noise Cancellation (<i>Note: This specification refers to the general capability. The product features ENx Technology for clear call microphones, not active noise cancellation for listening.</i>)
Control Method	Touch
Battery Average Life	50 Hours (with charging case)
Battery Charge Time	1.5 Hours
Audio Driver Type	Dynamic Driver (10mm)
Frequency Range	20 Hz - 20 KHz
Enclosure Material	Glass
Compatible Devices	Cellphones, Laptops, Tablets
Water Resistance Level	IPX4 (Water Resistant)

Feature	Detail
Network Connectivity	Bluetooth
Bluetooth Version	5.3
Bluetooth Range	10 Metres
Item Weight	45 Grams

WARRANTY AND SUPPORT

Your boAt Airdopes Plus 311 comes with a **1-year warranty** from the date of purchase.

For product-related queries, technical support, or warranty claims, please contact boAt customer service:

- **Contact Support:** +91 (022) 69181920
- **Email:** info@imaginemarketingindia.com
- **Manufacturer:** Imagine Marketing Ltd.
- **Address:** Unit no. 204 & 205, 2nd floor, D-wing & E-wing, Corporate Avenue, Andheri Ghatkopar Link Road, Mumbai, Maharashtra-400093, India.

Please retain your purchase receipt as proof of purchase for warranty services.