



Manuals.plus /

› Yoever /

› Yoever Smart Watch Instruction Manual

Yoever IDW28

Yoever Smart Watch Instruction Manual

Model: IDW28

Brand: Yoever

1. INTRODUCTION & WHAT'S IN THE BOX

Thank you for choosing the Yoever Smart Watch. This manual provides essential information for setting up, operating, and maintaining your device. The Yoever Smart Watch is designed to enhance your daily life with advanced health monitoring, fitness tracking, and smart communication features.

Package Contents:

- Smart Watch x 1
- Watch Band x 2 (one pre-attached, one additional)
- Charging Cable x 1
- User Manual x 1



Figure 1: Yoever Smart Watch and included accessories.

2. SETUP GUIDE

2.1 Charging the Device

Before first use, fully charge your smartwatch. Connect the magnetic charging cable to the charging points on the back of the watch. Connect the USB-A end of the cable to a compatible power adapter (not included). A full charge takes approximately 2.5 hours.

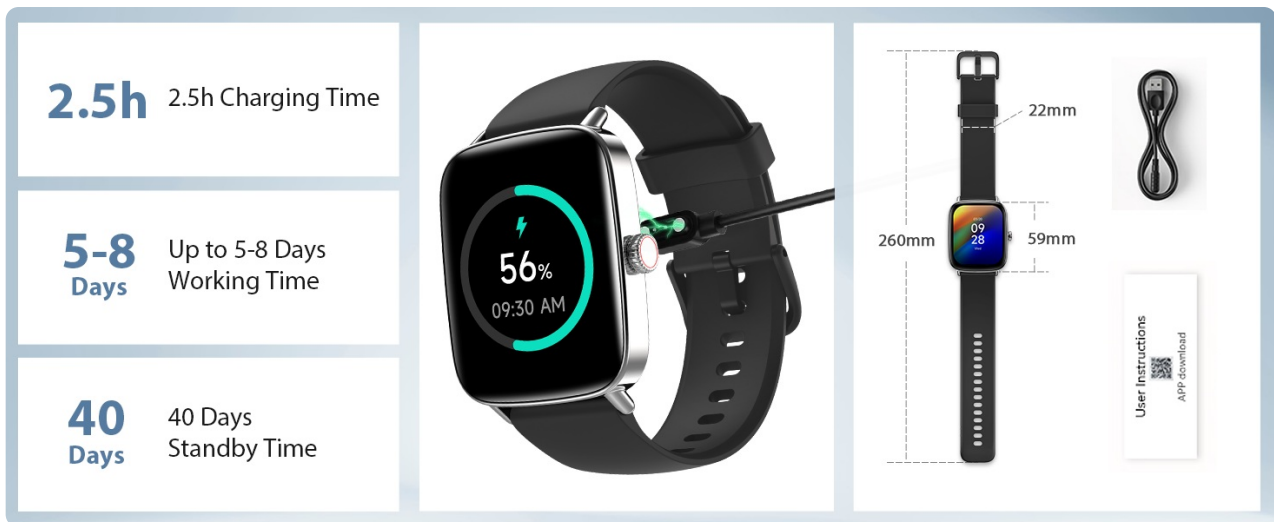


Figure 2: Magnetic charging connection and estimated battery life (5-8 days working time, 40 days standby).

2.2 App Installation & Pairing

To unlock the full potential of your smartwatch, download the 'VeryFit' app on your smartphone. The watch is compatible with iOS 12.0+ and Android 6.0+ devices.

1. Scan the QR code displayed on the watch screen or in the user manual to directly download the 'VeryFit' app from the Google Play Store or Apple App Store.
2. Enable Bluetooth on your smartphone.
3. Open the 'VeryFit' app and follow the on-screen instructions to search for and bind your 'IDW28' smartwatch.
4. Ensure the watch is close to your phone during the pairing process.



Figure 3: Visual guide for connecting your smartwatch via Bluetooth using the VeryFit app.

3. OPERATING INSTRUCTIONS

3.1 Basic Navigation

The Yoever Smart Watch features a 1.85" HD 60+FPS touchscreen for smooth navigation. You can also use the rotatable crown on the side for easy operation and scrolling through menus.

High-end Design

Metal Frame-The use of metal bezel dramatically improves the texture of the watch, creating a high-end flagship watch.

Rotating Crown-The new design allows you to easily control and play with the watch.



Figure 4: The smartwatch features a metal frame and a rotatable crown for intuitive control.

3.2 Making & Answering Calls

With Bluetooth 5.3 connectivity, you can answer and make calls directly from your wrist, improving work efficiency and convenience.

Bluetooth Call and Dial

The smart watch supports answering calls, which means you can answer calls at any time while driving, exercising, or working. Greatly improve your work efficiency and convenience, and avoid missing important calls!



Figure 5: The smartwatch supports answering calls, allowing you to manage communications directly from your wrist.

3.3 Notifications

Receive real-time message alerts and app notifications directly on your wrist. Stay connected and never miss important updates from loved ones and friends. (Note: Message sending/reply functions are not supported.)



Smart Notifications

With Yoever smart watch, receive real-time message alerts on your wrist. Stay connected and never miss important message from loved ones and friends

Figure 6: The smartwatch displays real-time notifications from various apps.

3.4 AI Voice Assistant

Utilize the built-in AI voice assistant to wake up your phone's smart voice assistant (like Siri or Google Assistant) for making calls, searching for information, and more.

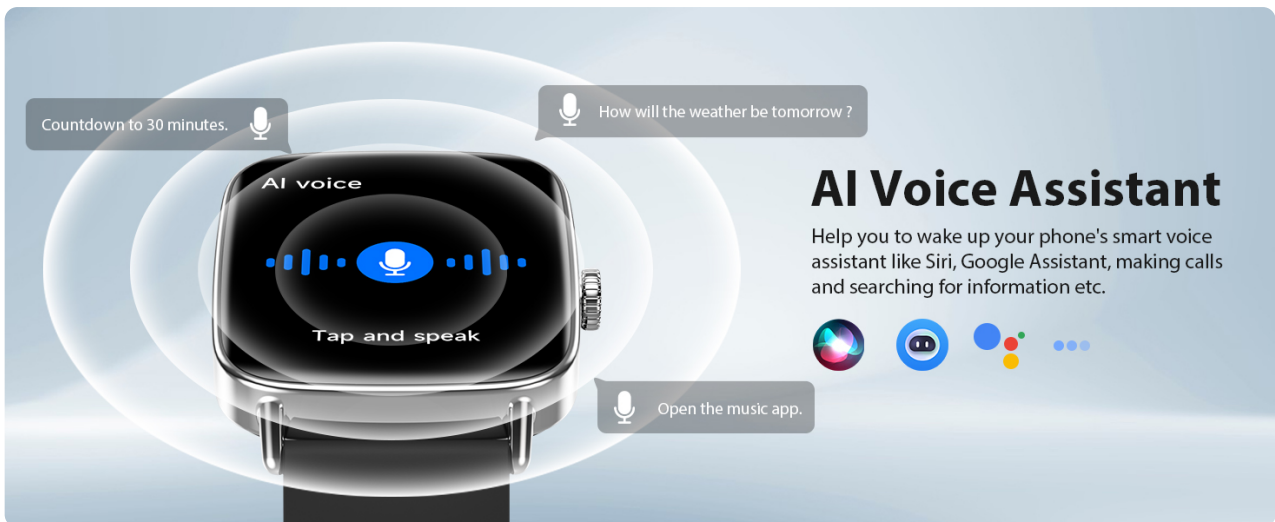


Figure 7: Interact with your phone's AI voice assistant directly from your smartwatch.

3.5 Other Utilities

The smartwatch includes various life-enhancing utilities:

- **Music Control:** Play, pause, skip tracks directly from your wrist.
- **Alarm Clock:** Set and manage alarms.
- **Stopwatch & Timer:** For precise timing.
- **Drink Reminder:** Stay hydrated with timely reminders.
- **Camera Control:** Remotely trigger your phone's camera.
- **Calculator:** Perform quick calculations.
- **Calendar:** View dates and schedule.
- **Weather Forecast:** Get real-time weather updates.
- **Find Phone:** Locate your misplaced smartphone.
- **Breathing Training:** Guided breathing exercises for relaxation.

Multi-Function to Explored




Figure 8: Explore various multi-function features for daily convenience.

Multi-Function to Explored



Figure 9: More utilities like calculator, calendar, and weather are available on your smartwatch.

4. HEALTH MONITORING

High-precision sensors provide 24/7 monitoring of various health metrics.

4.1 Heart Rate Monitor

Continuously monitor your heart rate to help you stay informed about your cardiovascular health.

24-Hour Heart Rate Monitor

Always monitor your heart rate and take care of your health.

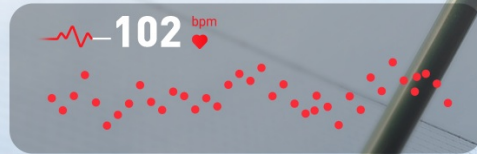


Figure 10: The smartwatch continuously monitors your heart rate.

4.2 Blood Oxygen (SpO2) Monitor

Ensure your comfort and physical well-being by continuously measuring your blood oxygen level.

24-Hour Blood Oxygen Monitor

Ensure your comfort and physical well-being by continuously measuring your blood oxygen level




Figure 11: Track your blood oxygen levels throughout the day.

4.3 Stress Monitoring

Check your personal stress levels and get advice on reducing stress.

Stress Measurement

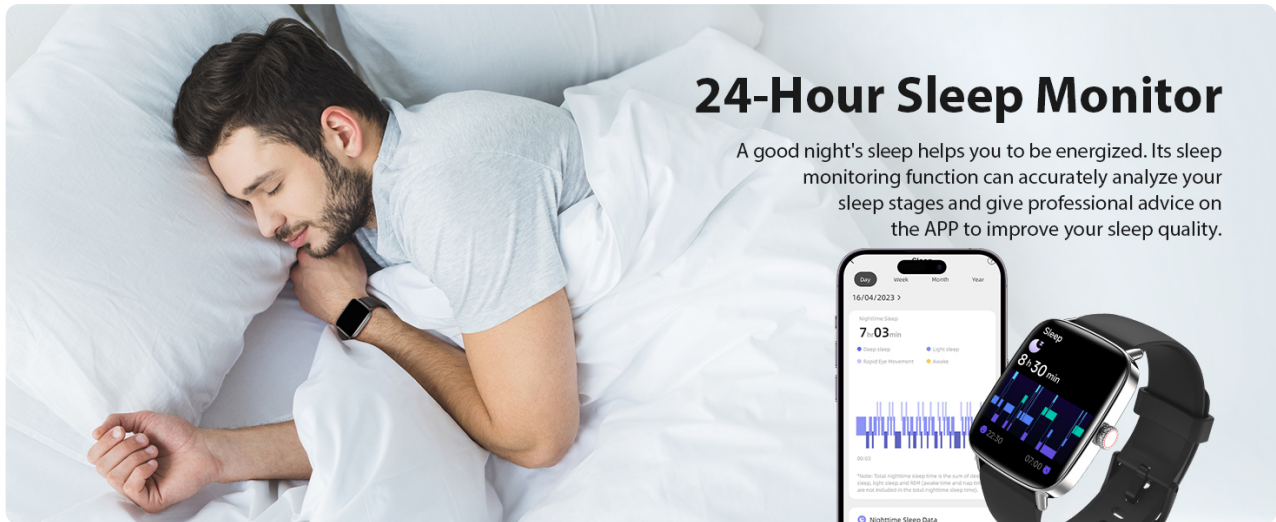
Check your personal stress levels and get some advice on reducing stress.



Figure 12: Monitor your stress levels and receive guidance for relaxation.

4.4 Sleep Tracking

A good night's sleep helps you to be energized. The sleep monitoring function accurately analyzes your sleep stages (deep sleep, light sleep, wake times) and provides professional advice via the app to improve your sleep quality.



24-Hour Sleep Monitor

A good night's sleep helps you to be energized. Its sleep monitoring function can accurately analyze your sleep stages and give professional advice on the APP to improve your sleep quality.

Figure 13: Analyze your sleep patterns for improved rest.

4.5 Women's Health Tracking

Continuously monitor your menstrual cycle and receive timely reminders.

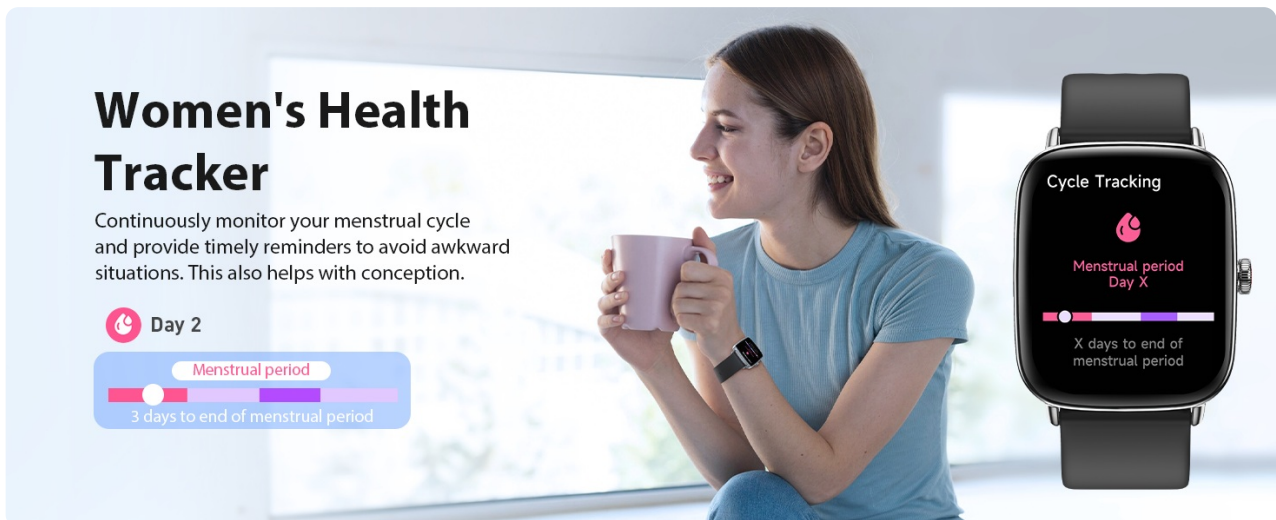


Figure 14: Track your menstrual cycle for better health management.

4.6 All-day Activity Recording

24/7 data tracking and summarization helps you gain a clearer understanding of your daily physical condition, including steps, calories, and distance.

All-day Activity Recording

24/7 data tracking and summarization can help you gain a clearer understanding of your daily physical condition.



Figure 15: The smartwatch records your daily activity data.

5. FITNESS FEATURES

5.1 110+ Sport Modes

The fitness tracker supports over 110 mainstream exercise modes, acquiring advanced metrics for various workouts and tracking the intensity of your activity.

110+ Sports Modes

Meets the needs of all fitness enthusiasts by generating accurate data analysis reports to help you improve your performance.




Figure 16: Choose from over 110 sports modes for accurate tracking.

5.2 IP68 Waterproof Rating

Its IP68 waterproof and dustproof rating ensures confidence during aquatic adventures or daily use, making it suitable for swimming, showering, and sweating.



IP68 Waterproof

Features an IP68 waterproof and dustproof rating, making it suitable for use in swimming, showering, sweating, and other activities.

Figure 17: The smartwatch is IP68 waterproof for various activities.

6. MAINTENANCE

6.1 Cleaning

Regularly clean your smartwatch and wristband to prevent skin irritation and maintain device hygiene. Use a soft, lint-free cloth. If necessary, slightly dampen the cloth with water. Avoid harsh chemicals or abrasive materials.

6.2 Water Resistance Care

While IP68 rated, avoid prolonged submersion in hot water (e.g., hot showers, saunas) as steam can penetrate seals. After exposure to saltwater, rinse the watch with fresh water and dry thoroughly.

6.3 Battery Care

To prolong battery life, avoid extreme temperatures. Store the watch in a cool, dry place when not in use. Charge the device regularly, even if not used daily, to prevent deep discharge.

7. TROUBLESHOOTING

7.1 Pairing Issues

If your watch fails to pair with the app:

- Ensure Bluetooth is enabled on your phone.
- Make sure the watch is charged and powered on.
- Restart both your phone and the smartwatch.
- Check if the 'VeryFit' app has necessary permissions on your phone.
- Try unpairing and re-pairing the device.

7.2 Notification Problems

If you are not receiving notifications:

- Verify that notifications are enabled in the 'VeryFit' app settings.
- Check your phone's notification settings for the 'VeryFit' app.
- Ensure the watch is connected via Bluetooth to your phone.
- Disable and re-enable notifications in the app.

7.3 Inaccurate Sensor Readings

For best accuracy, ensure the watch is worn snugly on your wrist, but not too tight. Keep the sensor area clean. Avoid excessive movement during readings.

For further assistance, please refer to the Warranty & Support section.

8. SPECIFICATIONS

Feature	Specification
Display	1.85 Inches HD 60+FPS Screen
Battery Capacity	350 Milliamp Hours
Battery Life	7-10 days (typical use)
Charging Time	Approx. 2.5 hours
Connectivity	Bluetooth 5.3
Waterproof Rating	IP68
Compatibility	iOS 12.0+ / Android 6.0+
Item Weight	5.9 ounces

9. WARRANTY & SUPPORT

Every Yoever smartwatch includes a **10-year warranty** and **lifetime technical support**. Your satisfaction is our priority.

Contact Support:

For any questions, technical assistance, or warranty claims, please contact Yoever customer support. Refer to the contact information provided in your product packaging or visit the official Yoever website for the most up-to-date support details.

Your browser does not support the video tag.

Video 1: Yoever Smart Watch - Premium Design, Refined Craftsmanship. This video showcases the aesthetic and build quality of the smartwatch.

Your browser does not support the video tag.

Video 2: Yoever Smart Watch - Watch operation instruction. This video provides a visual guide on how to operate the

smartwatch's various functions.