

AIKEEP OTB3

AIKEEP 2-in-1 Dog Shock and Bark Collar User Manual

Model: OTB3

1. INTRODUCTION

The AIKEEP 2-in-1 Dog Shock Collar and Bark Collar is an advanced training system designed to help you effectively manage and train your dog's behavior. It combines a remote-controlled training collar with an automatic bark correction feature, offering a comprehensive solution for various training needs. This manual provides detailed instructions for proper setup, operation, and maintenance to ensure safe and effective use.

Important Safety Information

- This dog training collar is a training tool, not a toy. Keep it out of reach of children.
- Do not use this shock collar for dogs that are aggressive or not in good health.
- Do not leave the collar on the dog for more than 12 hours per day.
- Reposition the collar every 1-2 hours to prevent excessive pressure and potential skin irritation.
- The receiver collar is IP67 waterproof, allowing use in wet conditions. However, the remote transmitter is NOT waterproof and must be kept away from water.
- Shock mode should only be used in extreme situations and ONLY after vibration and beep modes have been attempted. Start with the lowest level and gradually increase intensity if necessary.
- Ensure proper fit: Skin contact is crucial for the effectiveness of the shock mode. The contact points must firmly press against the dog's skin.

2. PACKAGE CONTENTS

Upon opening the box, please verify that all items listed below are present and in good condition. Refer to the unboxing video for a visual guide.



Image: The AIKEEP 2-in-1 Dog Shock Collar and Bark Collar, showing the receiver collar and the remote control.

- 1 x Dog Training Collar Remote
- 1 x Dog Shock Collar Receiver with Nylon Collar Strap (short contact points pre-installed)
- 1 x Charging Cable (Type-C)
- 1 x Wrist Lanyard
- 1 x Test Lamp
- 2 x Long Metal Contact Points
- 2 x Different Sizes of Silicone Caps
- 1 x User Manual
- 1 x Warning Card
- 1 x Blue Tips Card (Suggestions for Appropriate Sensitivity Level)

Unboxing Video

Your browser does not support the video tag.

Video: An official unboxing video demonstrating the contents of the AIKEEP 2-in-1 Dog Training & Bark Collar package.

3. PRODUCT FEATURES

The AIKEEP 2-in-1 Dog Shock Collar and Bark Collar is equipped with several features designed for effective and humane dog training:

- **2-in-1 Functionality:** Combines a remote-controlled training collar with an automatic bark collar.
- **Multiple Training Modes:** Offers 8 levels of beep, 16 levels of vibration, and 99 levels of static shock for the training collar mode. The bark collar mode has 5 sensitivity levels.
- **Extended Remote Range:** Provides an ultra-long 3300FT remote range with a stable signal for training across various environments.
- **IP67 Waterproof Receiver:** The receiver collar is IP67 rated, allowing your dog to train in rain, swim, or play in water.
- **Fast Charging & Long Battery Life:** High-capacity rechargeable battery provides 15+ days of use for the receiver and 30+ days for the remote on a single 2-hour charge.
- **Adjustable Nylon Collar:** Soft, adjustable nylon strap (6-27 inches) ensures a comfortable fit for small, medium, and large dogs (8-120 lbs).
- **Safety Lock:** A secure safety lock button on the remote prevents accidental operation.
- **Large LED Display:** Backlit LED screen on the remote provides clear visibility in low light and intuitive, one-hand controls.

2-IN-1

Bark and Shock Collar



Dog Bark Collar

Dog Bark Collar Sensitivity



Dog Shock Collar



Beep
(1-8 levels)



Vibration
(1-16 levels)



Safe Shock
(1-99 levels)

Image: Visual representation of the 2-in-1 functionality, detailing bark collar sensitivity and shock collar modes (beep, vibration, safe shock).

3 Training Modes

Easy to Change with M Button




Image: Illustration of the three main training modes and how to switch between them using the 'M' button on the remote.

3300Ft


Remote Range & Stable Signal



Image: A dog running in a large grassy field, demonstrating the extensive 3300-foot remote control range and stable signal.

IP67

Waterproof Receiver Collar



Note: The remote is not waterproof

Image: A dog swimming in water, highlighting the IP67 waterproof rating of the receiver collar. Note: The remote is not waterproof.

For 8-120lbs



Adjustable **6-27** Inches Nylon Collar




Image: A collage of different dog breeds and sizes, showing the adjustable nylon collar suitable for 8-120 lbs dogs, along with a close-up of the remote's safety lock feature.

Long-Lasting

Battery Life



Fully Charged
in **2** Hours



Last for
15-30 days



Image: Depiction of the Type-C charging ports on both the collar and remote, emphasizing fast charging (2 hours) and long battery life (15-30 days).

Big LED Display

Effortless Training



Image: A person and dog walking outdoors, showcasing the large LED display on both the remote and receiver for effortless training and clear visibility.

4. SETUP

4.1 Charging the Devices

Before first use, fully charge both the remote and the receiver collar. A full charge typically takes about 2 hours.

- Connect the charging cable to the charging ports on the remote and receiver.
- Plug the USB end into a suitable USB power source (e.g., phone adapter, power bank, laptop/PC, car charger).

- The battery indicator on the remote and receiver will show charging status and turn solid when fully charged.

Conveniently Type-c Charging



Image: Various compatible charging methods for the Type-C cable, including laptop, car charger, power bank, and phone adapter.

4.2 Fitting the Collar

Proper fit is essential for the collar's effectiveness and your dog's comfort and safety.

- Ensure the collar is snug but not too tight. You should be able to fit two fingers comfortably between the collar strap and your dog's neck.
- The contact points must make direct contact with your dog's skin. If your dog has thick fur, you may need to trim the fur around the contact points or use the longer metal contact points provided.
- Regularly check the fit and reposition the collar every 1-2 hours to prevent pressure sores.



Double Protection

Reduces skin irritation

Note 1:

Skin contact is crucial for the effectiveness of the shock mode. Please fit the collar properly so that the Contact Points press firmly against the dog's skin.

Note 2:

Please avoid leaving the collar on the dog for over 12 hours per day And please reposition the collar every 1-2 hours.

Image: Illustrates the importance of proper skin contact for effective shock mode and provides notes on double protection and repositioning the collar.

4.3 Adjusting Collar Length

The collar strap is adjustable from 6 to 27 inches and can be trimmed to fit your dog's neck size. To prevent fraying after cutting, use a lighter to carefully singe the cut end of the strap.

How to Adjust the Length of the Dog Training Collar?



Image: Step-by-step guide on how to adjust the length of the dog training collar, including sliding the buckle, threading the strap, and showing minimum (6") and maximum (27") lengths.

4.4 Pairing the Remote and Receiver

The remote and receiver are typically pre-paired from the factory. If re-pairing is needed, follow the instructions in the full user manual. Generally, this involves turning on both devices and pressing a pairing button on the receiver while holding a button on the remote.

5. OPERATING MODES

The AIKEEP collar offers three distinct operating modes, easily switchable via the 'M' button on the remote:

5.1 Shock Collar Mode

This mode allows you to manually deliver corrections using the remote. It includes:

- **Beep (8 levels):** Audible tone for warning or positive reinforcement.
- **Vibration (16 levels):** Gentle to strong vibration for attention or correction.
- **Static Shock (99 levels):** Adjustable static stimulation for more persistent behavioral issues. Use with caution and at the lowest effective level.

5.2 Bark Collar Mode

In this automatic mode, the collar detects your dog's barking and delivers a correction based on the selected sensitivity level. It features:

- **5 Sensitivity Levels:** Adjust the sensitivity to suit your dog's barking habits and environment. Level 5 is the most sensitive.
- Automatic correction sequence (e.g., beep, then vibration, then static shock if barking persists).

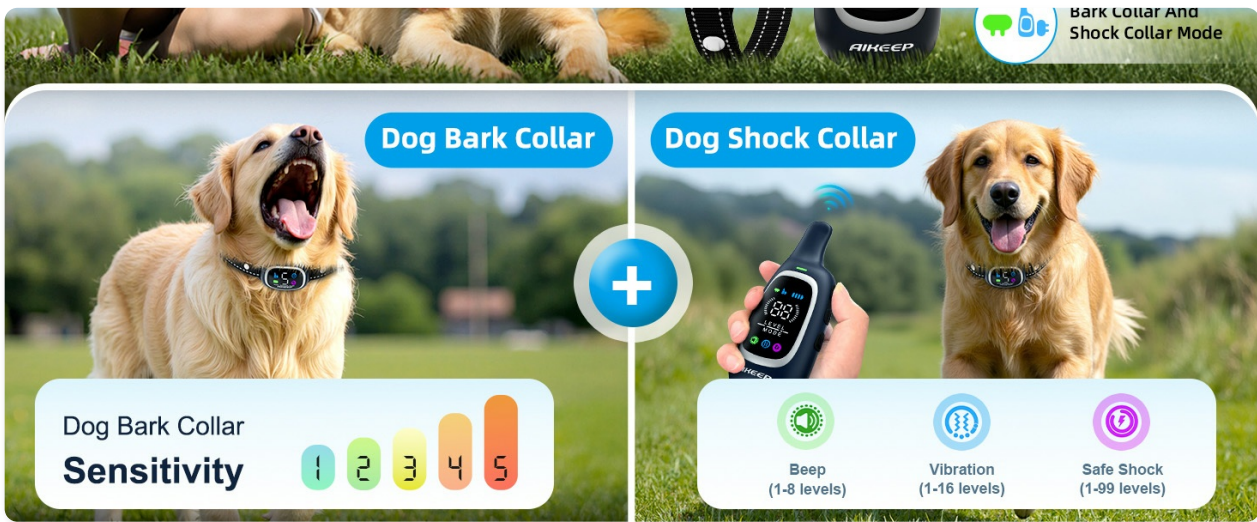


Image: Detailed breakdown of the bark collar's 5 sensitivity levels and the shock collar's beep, vibration, and static shock levels.

5.3 Combined Mode

This mode integrates both the remote-controlled training and the automatic bark correction functionalities, providing comprehensive behavioral management.

6. USAGE GUIDELINES

6.1 Remote Range

The collar offers an impressive 3300FT remote range. Factors like terrain, obstacles, and electromagnetic interference can affect the actual range. For optimal performance, maintain a clear line of sight between the remote and the receiver.

6.2 Waterproofing

The receiver collar is IP67 waterproof, meaning it can withstand submersion in water up to 1 meter for 30 minutes. This makes it suitable for dogs that enjoy swimming or playing in wet conditions. Remember, the remote is NOT waterproof.

6.3 Dog Size Compatibility

The collar is designed to fit small, medium, and large dogs weighing between 8 and 120 lbs. Ensure the collar is properly adjusted for your dog's comfort and the effectiveness of the contact points.

6.4 Safety Lock Feature

The remote control includes a safety lock button to prevent accidental activation of correction modes. Always engage the safety lock when not actively training to avoid unintended stimulation.

Safety Lock

Reduces unintended stimulation



Image: A close-up view of the remote control's safety lock mechanism, designed to prevent accidental activation of training modes.

7. MAINTENANCE

7.1 Cleaning

Regular cleaning helps maintain the collar's performance and your dog's hygiene.

- Clean the receiver collar and contact points regularly with a damp cloth.
- Ensure the contact points are free of dirt, debris, or corrosion.
- Wipe the remote control with a dry cloth. Do not expose the remote to water.

7.2 Battery Care

To maximize battery life:

- Charge the devices fully before long periods of inactivity.
- Avoid extreme temperatures when storing the collar.
- Do not attempt to replace the batteries yourself. Contact customer support if battery issues arise.

8. TROUBLESHOOTING

If you encounter issues with your AIKEEP collar, try the following common solutions:

- **Collar not responding to remote:** Ensure both devices are charged and turned on. Re-pair the remote and receiver if necessary. Check for obstacles between the remote and collar.
- **No correction/weak correction:** Verify the collar is properly fitted and the contact points are touching the dog's skin. Ensure the correction level is set appropriately. Test the shock function with the provided test lamp.
- **Bark collar not detecting barks:** Adjust the bark sensitivity level. Ensure the collar is positioned correctly on the dog's neck.
- **Accidental corrections:** Check the remote's safety lock. Ensure no buttons are being pressed inadvertently.
- **Short battery life:** Ensure devices are fully charged. Reduce frequency of high-intensity corrections.

For more detailed troubleshooting or persistent issues, please refer to the full user manual or contact AIKEEP

customer support.

9. SPECIFICATIONS

Feature	Detail
Model Name	OTB3
Brand	AIKEEP
Item Weight	12 ounces
Item Package Dimensions L x W x H	6.77 x 5.63 x 1.73 inches
Batteries	2 Nonstandard Battery batteries required (included)
Color	Black
Material	Nylon
Receiver Waterproof Rating	IP67
Remote Range	3300FT
Dog Size Compatibility	8-120 lbs
Collar Strap Adjustment	6-27 inches
Charging Time	2 hours
Receiver Battery Life	15+ days
Remote Battery Life	30+ days
Training Modes	Beep (8 levels), Vibration (16 levels), Shock (99 levels), Bark (5 sensitivity levels)

10. WARRANTY AND SUPPORT

AIKEEP is committed to providing high-quality products and customer satisfaction.

- **Return Policy:** This product is eligible for a 30-day refund or replacement policy from the date of purchase.
- **Customer Support:** For any issues, questions, or assistance with your AIKEEP 2-in-1 Dog Shock Collar and Bark Collar, please feel free to contact AIKEEP customer support. Contact information can be found in the included user manual or on the product packaging.