

EYESUN EV-P802

EYESUN EV-P802 Bagless Canister Vacuum Cleaner Instruction Manual

Brand: EYESUN | Model: EV-P802

INTRODUCTION

This manual provides essential information for the safe and efficient operation of your EYESUN EV-P802 Bagless Canister Vacuum Cleaner. Please read all instructions carefully before use and retain this manual for future reference.

PRODUCT OVERVIEW AND COMPONENTS

The EYESUN EV-P802 is a powerful 1600W bagless canister vacuum designed for whole-home cleaning. It features strong suction, HEPA filtration, and a large dust cup. The package includes the following components:

- EYESUN Vacuum Cleaner Unit
- Universal Floor Brush
- Telescoping Metal Wand
- Hose
- Crevice Tool
- Accessory Rack
- Sofa Nozzle
- User Manual



Image: EYESUN EV-P802 Bagless Canister Vacuum Cleaner with its various attachments and filters.

SETUP INSTRUCTIONS

1. **Attach the Hose:** Insert the hose end into the suction inlet on the main vacuum unit until it clicks securely into place.
2. **Connect the Telescoping Wand:** Attach the telescoping metal wand to the handle end of the hose. Ensure a firm connection.
3. **Attach the Floor Brush:** Connect the universal floor brush to the end of the telescoping wand.
4. **Extend the Wand:** Adjust the length of the telescoping wand by pressing the release button and extending or retracting it to a comfortable height.
5. **Store Accessories:** Use the accessory rack to keep the crevice tool and sofa nozzle conveniently stored on the vacuum unit or wand.

Your browser does not support the video tag.

Video: Demonstrates the assembly process of the EYESUN Bagless Canister Vacuum Cleaner, including connecting the hose, wand, and floor brush.

OPERATING INSTRUCTIONS

1. **Power On/Off:** Plug the power cord into a suitable electrical outlet. Press the power button on the main unit to turn the vacuum on or off.
2. **Adjust Suction Power:** Use the rotary knob on the main unit to adjust the suction power. Turn towards 'Min' for delicate surfaces or 'Max' for powerful cleaning on carpets and hard floors.
3. **Floor Type Selection:** The universal floor brush features a switch to toggle between hard floor and carpet modes. For hard floors, ensure the bristles are extended. For carpets, retract the bristles.
4. **Using Attachments:**
 - **Crevice Tool:** Ideal for cleaning tight corners, edges, and narrow gaps.
 - **Sofa Nozzle:** Designed for upholstery, curtains, and other fabric surfaces.
5. **Automatic Cord Rewind:** After use, press the cord rewind button (foot pedal) on the main unit to automatically retract the power cord for convenient storage.

Your browser does not support the video tag.

Video: Demonstrates the assembly process of the EYESUN Bagless Canister Vacuum Cleaner, including connecting the hose, wand, and floor brush.

MAINTENANCE

Emptying the Dust Cup

1. Ensure the vacuum is unplugged before emptying.
2. Press the 'Dust Cup Remove' button to detach the dust cup from the main unit.
3. Position the dust cup over a trash bin. Press the release button on the bottom of the dust cup to open the lid and empty the contents.
4. Close the dust cup lid securely and reattach it to the main vacuum unit until it clicks.

Cleaning the HEPA Filter

The HEPA filter is washable and should be cleaned regularly to maintain optimal suction and air filtration. It is recommended to clean the filter every 3 months or as needed.

1. Unplug the vacuum and remove the dust cup.
2. Locate and remove the HEPA filter from the dust cup assembly.
3. Rinse the filter under cold running water until the water runs clear. Do not use detergent.
4. Allow the filter to air dry completely for at least 24 hours before reinserting it. Ensure it is completely dry to prevent damage to the motor.
5. Reassemble the filter and dust cup, then attach them back to the vacuum unit.



Image: Close-up view of the HEPA filter, highlighting its design for trapping fine dust and allergens.

SPECIFICATIONS




Feature	Detail
Brand	EYESUN
Model Number	EV-P802
Wattage	1600 watts
Suction Power	25KPa

Dust Cup Capacity	4.5 Quarts
Filter Type	HEPA Filter
Cord Length	20 feet
Cleaning Radius	33 feet
Product Dimensions	17"L x 12"W x 9"H
Item Weight	5 pounds
Form Factor	Canister
Is Cordless?	No

WARRANTY & SUPPORT

The EYESUN EV-P802 Bagless Canister Vacuum Cleaner comes with a 24-month worry-free warranty. For any questions, concerns, or support, please contact customer service at support@eyesun.net. Support is available 24/7.

Related Documents - EV-P802

 User Manual	<p>EyeVac Air User Manual: Operation, Maintenance, and Troubleshooting Guide</p> <p>Comprehensive user manual for the EyeVac Air touchless vacuum and air purifier. This guide provides detailed instructions on operation, maintenance, filter replacement, troubleshooting common issues, and warranty information.</p>
 CEVCB700BS Aspirateur sans sac - Bagless vacuum cleaner Guide d'utilisation - Instructions booklet	<p>Continental Edison CEVCB700BS Bagless Vacuum Cleaner - User Manual and Instructions</p> <p>Comprehensive user manual for the Continental Edison CEVCB700BS bagless vacuum cleaner, covering safety, assembly, operation, maintenance, and specifications.</p>
 MANUAL FRY TOP ELECTRICOS INSTRUCCIONES TECNICAS USO Y MANTENIMIENTO SERIE 600 EV SERIE 750 EV SERIE 900 EV SERIE 1000 EV PAIS DE DESTINO ES	<p>Manual de Fry Top Eléctricos Jemi: Instrucciones de Uso y Mantenimiento</p> <p>Guía completa de instalación, uso y mantenimiento para los Fry Top Eléctricos Jemi de las series 600 EV, 750 EV, 900 EV y 1000 EV. Incluye especificaciones técnicas, diagramas, consejos de seguridad y limpieza.</p>




[BYD Electric Vehicle Maintenance Schedule and Service Intervals](#)

Comprehensive service intervals and maintenance schedule for BYD electric vehicle models including ATTO 3, Dolphin, SEAL, SEALION, and ATTO 2. Details inspection and replacement items for key components.



[Ръководство за експлоатация и поддръжка на бойлери TESY с индиректно подгряване](#)

Подробно ръководство за инсталиране, експлоатация и поддръжка на бойлери TESY с индиректно подгряване. Съдържа информация за безопасност, технически данни и насоки за правилна употреба.



[The EV Bible: Your Complete Guide to Owning and Driving Electric Vehicles](#)

Explore the history, benefits, and practicalities of electric vehicles (EVs) with 'The EV Bible'. This comprehensive guide covers everything from early EV innovations to the future of electric transport, including charging, range, and debunking common myths. Learn about the HYDRA ZODIAC 7KW HOME CHARGER and the transition to EVs by 2030.