

Manuals.plus /

- › Fameill /
- › Fameill Full Size Bed Frame with LED Light and Storage Drawers Instruction Manual

Fameill JY9872

Fameill Full Size Bed Frame (Model JY9872) Instruction Manual

Upholstered Velvet Platform Bed Frame with LED Light, 3 Drawers Storage, and Charging Station

1. PRODUCT OVERVIEW

This manual provides essential information for the assembly, operation, maintenance, and troubleshooting of your Fameill Full Size Bed Frame. Please read these instructions carefully before beginning assembly or use to ensure safe and proper functionality.



Image 1: Overview of the Fameill Full Size Bed Frame.

2. SETUP AND ASSEMBLY

Assembly of the Fameill Full Size Bed Frame is required. A detailed instruction booklet is included with your purchase. Please follow the step-by-step guide provided in the booklet for proper assembly. Ensure all components are present before starting.

2.1 Key Assembly Features

- **Velcro Design:** The bed slats feature a Velcro design for easier installation and enhanced stability.
- **Sturdy Metal Structure:** The frame is constructed with a high-end medium density fiberboard and a sturdy metal frame for durability and load-bearing capacity.
- **Noise-Free Design:** Equipped with additional soundbars and plastic snap fasteners to reduce noise and creaking, ensuring a quiet sleeping environment.



Velcro Design

Easier to install and more stable



Solid Structure

Sturdy Metal Structure



Noise-free Design

With EVA Foam

Image 2: Details of the bed frame's construction, highlighting Velcro, solid metal, and noise-free features.




Image 3: Illustration of the slot-in bed board for secure mattress support.

3. OPERATING INSTRUCTIONS

3.1 LED Lights Operation

The headboard features RGB LED lights that can be controlled via a remote control or a dedicated application. These lights offer over 60,000 colors, music mode synchronization, a timing function, and adjustable brightness to create your desired ambiance.



Image 4: LED light features and control options via remote or app.

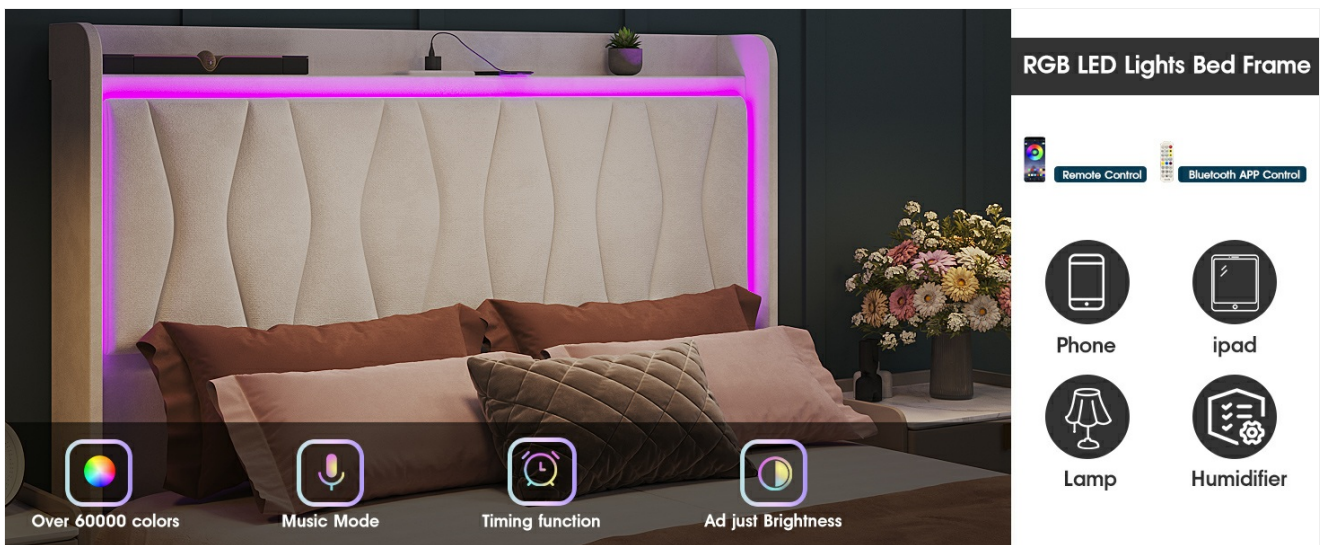


Image 5: The bed frame with RGB LED lights activated.

3.2 Built-in Charging Station

The headboard includes a built-in charging station for convenient access to power. It features two standard AC outlets (120V / 12A) and two USB ports (5V / 2A), along with a 6.6-foot power cord. This allows you to charge your phone, tablet, and other electronic devices without messy cables.



Image 6: The integrated charging station with AC outlets and USB ports.

3.3 Storage Drawers

The bed frame is equipped with three storage drawers: two smaller drawers on the sides and one long drawer at the footboard. These drawers provide ample space for storing blankets, clothes, and other items, helping to keep your bedroom organized. Each drawer is fitted with smooth wheels for easy access.



Image 7: The bed's storage drawers with silent casters for smooth operation.

4. MAINTENANCE

4.1 Cleaning

- **Velvet Upholstery:** For general cleaning, gently vacuum the velvet upholstery using a soft brush attachment. For spills, blot immediately with a clean, dry cloth. Avoid harsh chemicals or excessive moisture.
- **Metal Frame:** Wipe the metal frame with a damp cloth and mild detergent if necessary. Dry thoroughly to prevent rust.
- **Wood Slats:** Periodically check the wood slats for dust and debris. Wipe clean with a dry or slightly damp cloth.

4.2 Noise Reduction

The bed frame is designed with soundbars and plastic snap fasteners to minimize noise. Regularly check that all fasteners are secure. If any noise occurs, ensure all screws and connections are tightened according to the assembly instructions.

Important Note:

While designed to minimize noise, some noise may still occur during use. Please be cautious and avoid sleeping near the edge of the bed to prevent any potential discomfort.

5. TROUBLESHOOTING

Problem	Possible Cause	Solution
Bed frame is noisy/creaking	Loose connections, uneven floor, worn fasteners	Tighten all screws and bolts. Ensure bed is on a level surface. Check plastic snap fasteners for damage.
LED lights not working	Power connection issue, remote battery dead, app malfunction	Check power supply to the headboard. Replace remote batteries. Restart the control app or re-pair with the lights.
Charging ports not functioning	Power connection issue, device cable fault	Ensure the bed frame is properly plugged into a working outlet. Try a different charging cable or device to isolate the issue.
Drawers are sticking/not rolling smoothly	Obstruction, damaged wheels, uneven track	Clear any obstructions. Inspect drawer wheels for damage and replace if necessary. Ensure the drawer tracks are clean and aligned.

If you encounter issues not listed here or require further assistance, please refer to the detailed instruction booklet or contact customer support.

6. SPECIFICATIONS

Feature	Detail
Model Number	JY9872
Size	Full
Product Dimensions	85.83"L x 62.8"W x 51.57"H
Color	Beige
Material	Engineered Wood, Velvet (Headboard)
Special Feature	LED Headlight, Built-in Charging Station, Storage Drawers
Storage Options	3 Drawers (2 small, 1 long)
Assembly Required	Yes
Item Weight	115.6 pounds
Manufacturer	Fameill

FULL SIZE

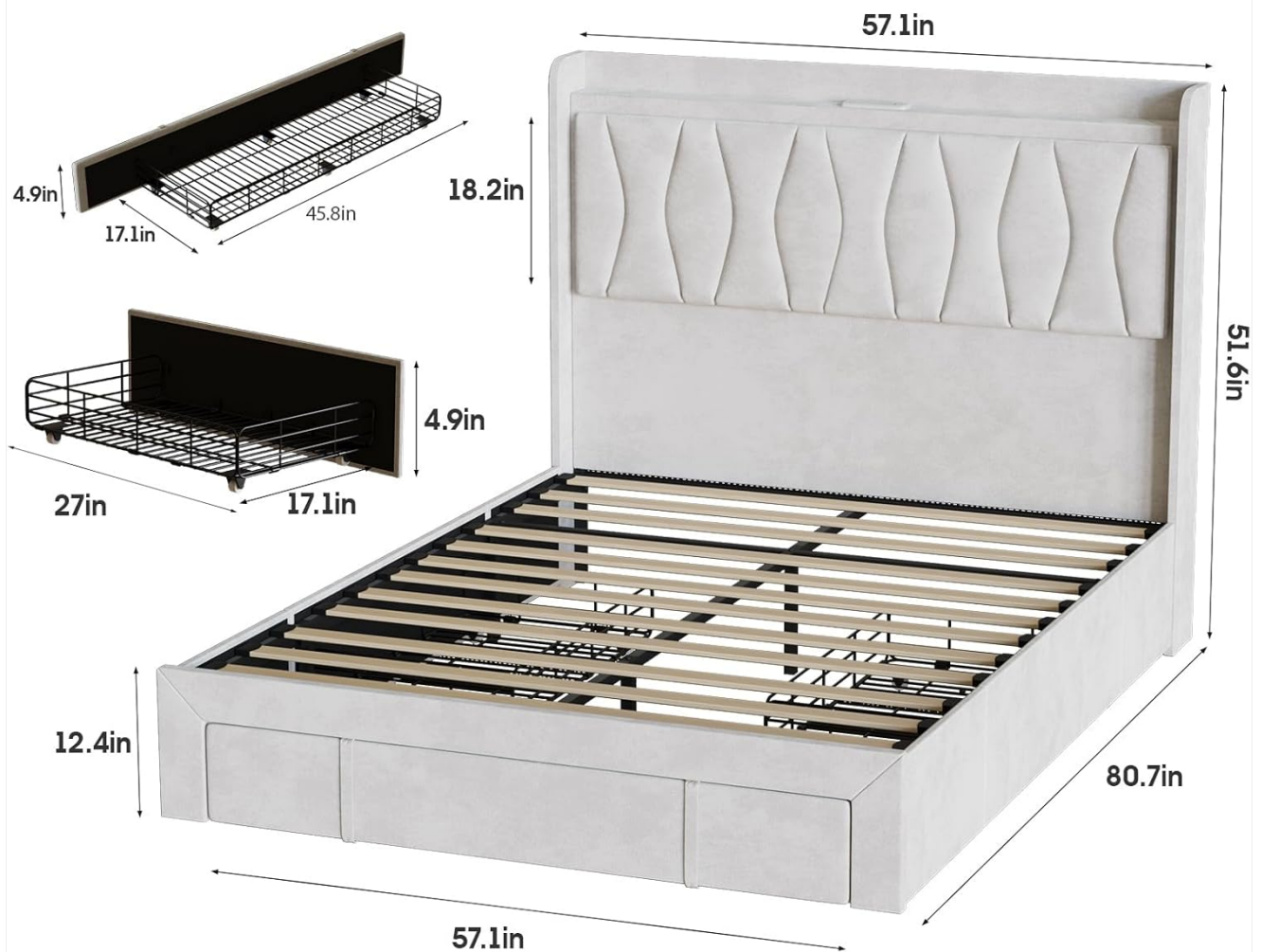


Image 8: Detailed dimensions of the bed frame.

7. WARRANTY AND PROTECTION PLANS

Your Fameill Full Size Bed Frame comes with a 90-day easy return policy. For extended coverage, optional protection plans are available:

- **2-Year Protection Plan:** Available for \$52.99 (one-time billing).
- **3-Year Protection Plan:** Available for \$67.99 (one-time billing).
- **Complete Protect + Norton 360:** Available for \$16.99 (monthly billing), covering all eligible past and future purchases.

Please refer to the specific terms and conditions of each protection plan for full details.

8. CUSTOMER SUPPORT

For any questions, concerns, or assistance with your Fameill Full Size Bed Frame, please contact Fameill customer support. We are committed to providing satisfactory answers and solutions.

Manufacturer: Fameill

