

## KEEPRO iPen-C-Black

# KEEPRO Stylus Pen iPen-C-Black Instruction Manual

Model: iPen-C-Black

Brand: KEEPRO

## INTRODUCTION

---

This manual provides comprehensive instructions for the KEEPRO Stylus Pen (Model: iPen-C-Black). This stylus is designed for use with compatible iPad models released from 2018 onwards, offering features such as pixel-perfect precision, tilt sensitivity, and fast USB-C charging. Please read these instructions carefully to ensure proper use and maintenance of your device.

## SETUP AND PAIRING

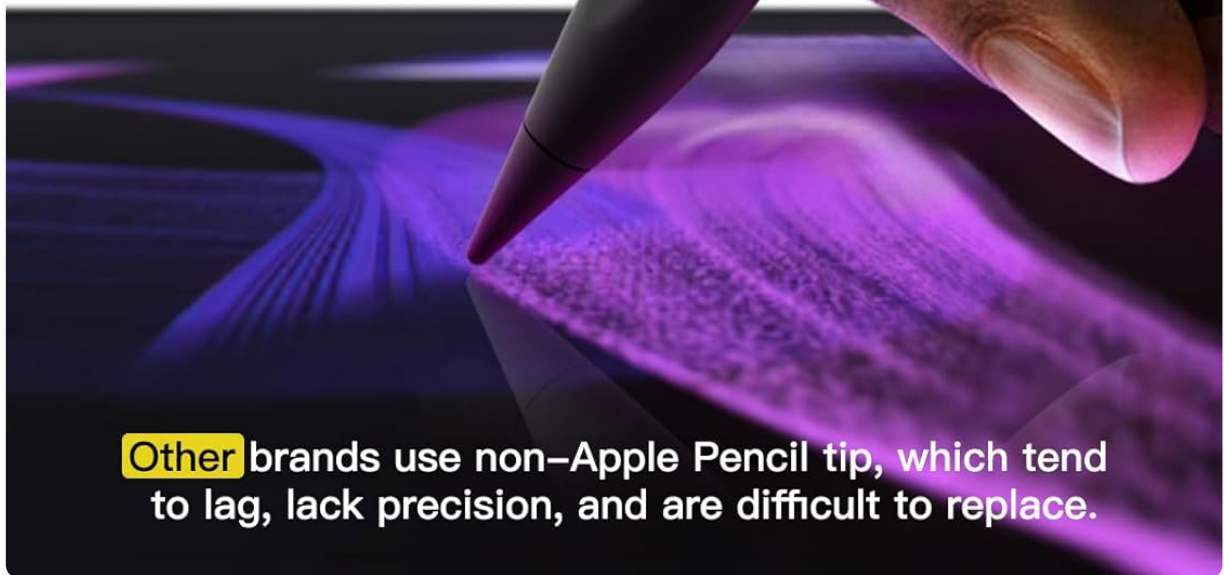
---

Follow these steps to set up and pair your KEEPRO Stylus Pen with your iPad:

1. **Power On/Off:** Long press the control button on the stylus for 3 seconds to turn it ON or OFF.
2. **Bluetooth Discovery:** When the light on the stylus is flashing, it is discoverable via Bluetooth.
3. **Pairing:** On your iPad, navigate to **Settings > Bluetooth**. Locate "Pen-C" in the list of devices and tap to connect. Once connected, the power level of the stylus will be displayed on your iPad.
4. **Troubleshooting Connection:** If the pen does not function after turning on, ensure no other Apple Pencils are paired. Go to **Settings > Bluetooth > Apple Pencil > tap "i" > Forget this device** then attempt to pair the KEEPRO Stylus Pen again.

# Apple Pencil–Compatible Tip

Enjoy the **same** unparalleled precision and effortless tip replacements as the **Apple Pencil**



**Other** brands use non–Apple Pencil tip, which tend to lag, lack precision, and are difficult to replace.

Image: KEEPRO Stylus Pen next to an iPad displaying Bluetooth pairing options. The pen's indicator lights are visible.

## OPERATING INSTRUCTIONS

The KEEPRO Stylus Pen offers several features to enhance your iPad experience:

- **Tilt Sensitivity & Pixel Precision:** The stylus is equipped with a replaceable Apple Pencil compatible tip, providing pixel-perfect precision and low latency. It supports tilt sensitivity, allowing for varied line thickness when drawing, sketching, coloring, note-taking, and marking up PDFs. Please note that this pen does not support pressure sensitivity.




Image: The stylus supports tilt sensitivity, allowing for adjustments in line thickness based on the angle at which the pen is held.

- **Palm Rejection:** Rest your hand naturally on the iPad screen while using the stylus. The palm rejection feature prevents unintended marks from your hand.

# Ultra Fast Charging

0 to 80% in just 15 mins via USB-C



**15** Mins  
Charges to 80%

**10+** Hours  
Writing



**\*\*Auto Shut-off After 5 Mins of Idleness\*\***

Image: The stylus features palm rejection technology, allowing users to rest their hand on the screen naturally without interfering with the pen's input.

- **One-Click Undo:** When connected via Bluetooth, the stylus supports a one-click function to undo the previous action. This button is also used for turning the pen On/Off with a 3-second long press.

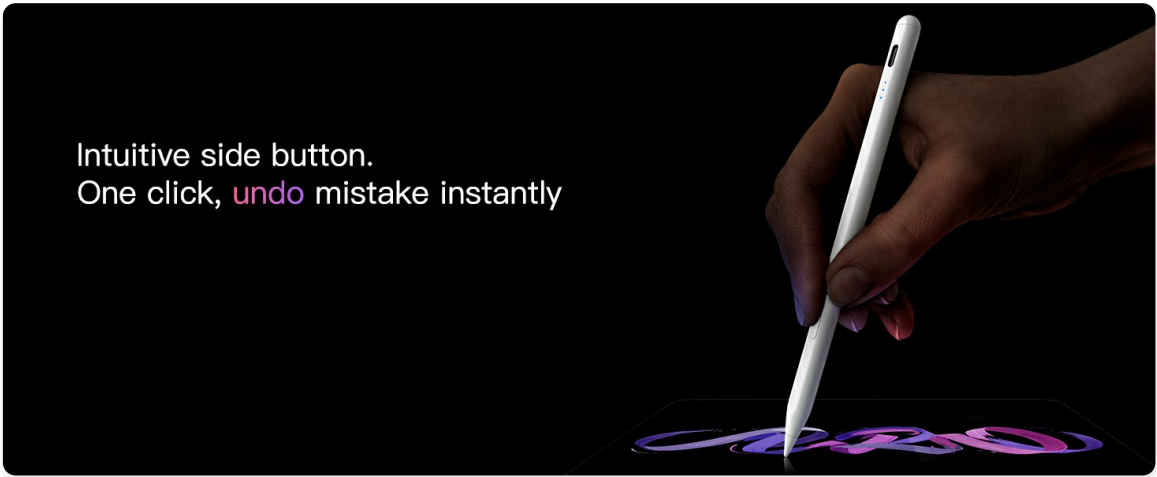


Image: The stylus includes a side button that allows for a quick one-click undo of the last action, enhancing workflow efficiency.

- **Smart Doodle:** This feature detects and optimizes specific images and shapes drawn on your iPad.

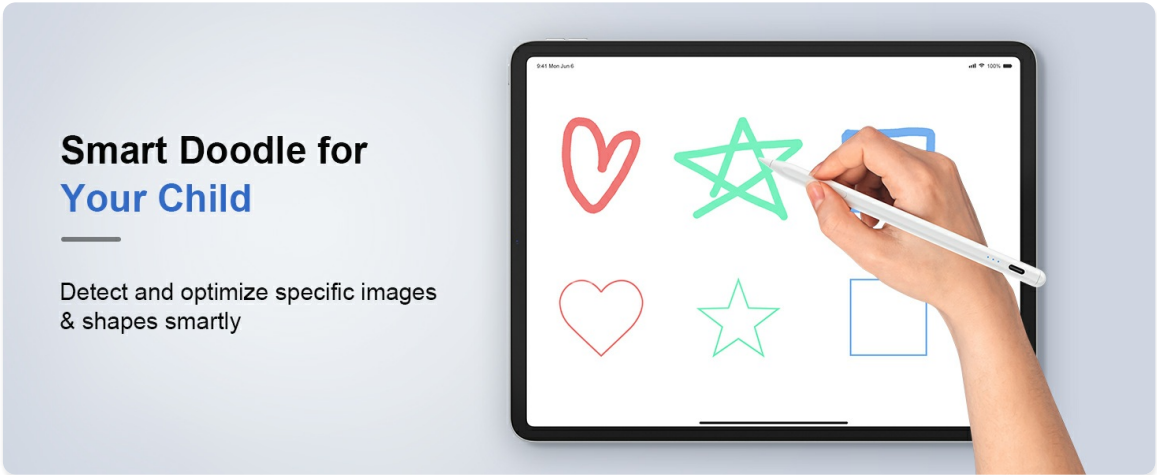


Image: The Smart Doodle feature detects and optimizes drawn shapes, making them appear neater and more precise.

- **Quick Screenshot:** To take a quick screenshot, swipe the stylus from the bottom left to the top right of the screen.

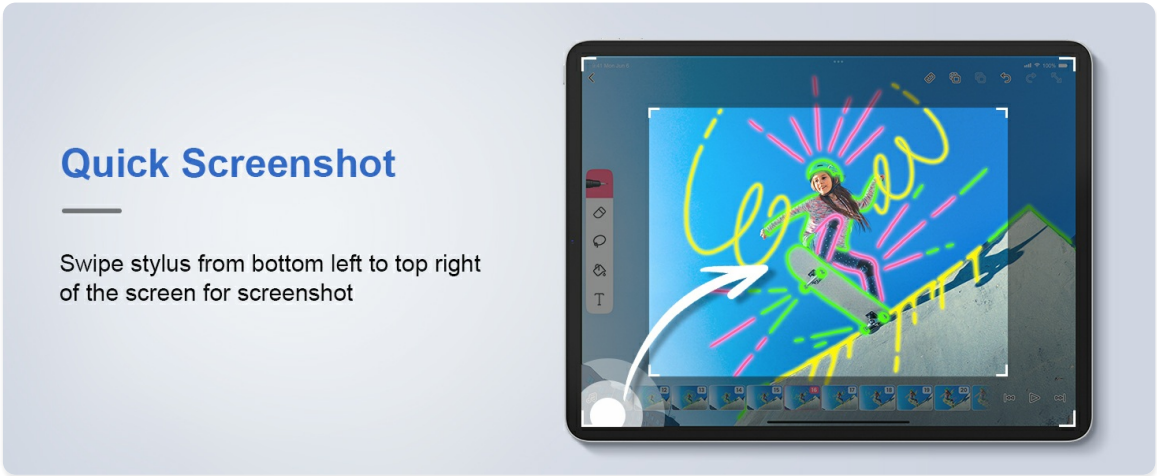


Image: Perform a quick screenshot by swiping the stylus from the bottom left to the top right of the screen.

- **Quick Memo:** Double-tap the screen with the stylus to instantly open a new memo for quick note-taking.

## Quick Memo

Double tap the screen to open Memo



Image: Double-tap the screen with the stylus to instantly open a new memo for quick note-taking.

Video: This video demonstrates the KEEPRO Stylus Pen in use, showcasing its writing capabilities and how it attaches magnetically to an iPad.

## CHARGING AND BATTERY LIFE

The KEEPRO Stylus Pen features efficient charging and extended battery life:

- **Fast Charging:** The pen charges fully within 30 minutes. It can reach 80% charge in just 15 minutes via USB-C.
- **Continuous Use:** Enjoy up to 10 hours of continuous use on a full charge.
- **Power Saving:** The stylus automatically shuts down after 5 minutes of inactivity to conserve battery life.
- **Battery Indicator:** When connected via Bluetooth, the battery percentage can be displayed in your iPad's status bar.



Image: The stylus supports USB-C ultra-fast charging, reaching 80% charge in 15 minutes and providing over 10 hours of writing time.

# Magnetic Attaches

Attaches to **All compatible** iPad



**Does Not** Support Wireless Charge

Image: The stylus charges via a USB-C port, with LED indicators showing the charging status.

## MAGNETIC ATTACHMENT

The KEEPRO Stylus Pen can magnetically attach to compatible iPad models for convenient storage and accessibility. Note that magnetic attachment does not support wireless charging.



Image: The stylus can be magnetically attached to the side of compatible iPad models for easy storage.

## DEVICE COMPATIBILITY

This stylus pen is compatible with all iPad models released in 2018 or later. Ensure your iPad meets the minimum operating system requirement of iPadOS 13.

Compatible Models include:

- iPad A16 11th/10th/9th/8th/7th/6th Gen
- iPad mini A17 Pro/7th/6th/5th Gen
- iPad Air 13-inch (M4/M3/M2), iPad Air 11-inch (M4/M3/M2), iPad Air 7th/6th/5th/4th/3rd Gen
- iPad Pro 13-inch (M5/M4), iPad Pro 11-inch (M5/M4), iPad Pro 12.9" (3rd, 4th, 5th, 6th Gen), iPad Pro 11" (All Generations)

Please confirm your iPad's model before use.



Image: This image displays the range of iPad models compatible with the KEEPRO Stylus Pen, including iPad, iPad Air, iPad Mini, and iPad Pro generations from 2018 to 2026.

## MAINTENANCE

To ensure optimal performance and longevity of your KEEPRO Stylus Pen, consider the following maintenance tips:

- **Tip Replacement:** The stylus uses replaceable tips compatible with the original Apple Pencil. Three

extra tips are included in the package. Replace the tip if it becomes worn or damaged to maintain precision.



Image: The stylus uses tips compatible with the Apple Pencil, ensuring wide availability for replacements.

## TROUBLESHOOTING

If you encounter issues with your KEEPRO Stylus Pen, try the following:

- **Pen Not Responding:** Ensure the stylus is charged and powered on. Verify that Bluetooth is enabled on your iPad and the stylus is paired. If issues persist, try forgetting any previously paired Apple Pencils or similar devices from your iPad's Bluetooth settings and re-pairing the KEEPRO Stylus Pen.
- **Inaccurate Input:** Check if the stylus tip is securely attached and not worn. Replace the tip if necessary.

## PRODUCT SPECIFICATIONS

Feature	Specification
Model Number	iPen-C-Black
Color	Black
Material	Aluminum, Plastic
Item Weight	80 Grams
Item Dimensions (L x W x H)	6.3 x 0.35 x 0.35 inches
Battery Type	Lithium-Ion Polymer
Charging Time	30 minutes (full charge)
Battery Average Life (Standby)	90 days
Minimum Required Operating System	iPadOS 13

## WARRANTY AND SUPPORT

Your KEEPRO Stylus Pen is covered by a **12-Month Free Replacement Warranty**.

For technical support or warranty claims, please contact the manufacturer:

**Manufacturer:** Shenzhen shi Ruidian Tech Co., Ltd.

Refer to your product packaging or the retailer's website for specific contact details and the most up-to-date support information.