

Keeppley FG-QM-K20224

Keeppley Snorelax Poke-Party Building Block Set

MODEL: FG-QM-K20224

Introduction

This instruction manual provides detailed guidance for assembling, maintaining, and understanding the Keeppley Snorelax Poke-Party Building Block Set. Please read all instructions carefully before beginning assembly to ensure a correct and enjoyable building experience.

Safety Information

- **Warning:** Not for toddlers. This product contains small parts which may pose a choking hazard.
- Recommended for ages 6 years and up.
- Keep all packaging materials away from children.

Package Contents

Upon opening the package, verify that all components are present:

- Assorted building blocks required for the Snorelax Poke-Party set.
- One instruction manual (this document).

If any parts are missing or damaged, please refer to the Troubleshooting section.

Setup and Assembly Instructions

Follow these steps to assemble your Keeppley Snorelax Poke-Party Building Block Set:

1. **Prepare the Base:** Begin by assembling the clear blue blocks to form the water-effect base. Ensure these pieces are securely connected to create a stable foundation.
2. **Construct the Island:** Place the brown and green blocks onto the clear base to form the small island or ground where Snorlax will rest.
3. **Assemble the Palm Tree:** Connect the brown trunk pieces for the palm tree, then attach the green leaf elements to the top. Position the completed palm tree on the designated spot on the island base.
4. **Build the Rainbow Arch:** Assemble the colorful blocks to form the rainbow arch. Attach it to the

island structure, ensuring it is stable and arches over the central area.

5. **Place the Snorlax Figure:** Carefully place the Snorlax figure onto the green section of the island, positioning it as if relaxing.
6. **Add Background and Accessories:** Attach the blue sky background piece with the sun and clouds to the rear of the set. Integrate any small accessory pieces, such as the pink float or white flower, into the scene as desired.

Refer to the image below for a visual representation of the fully assembled product.



This image displays the fully assembled Keepley Snorelax Poke-Party Building Block Set. It features a blue Snorlax figure lying on a green and brown island base, surrounded by clear blue water-effect blocks. A brown palm tree with green leaves stands to the left, and a colorful rainbow arches over Snorlax. The background piece shows a blue sky with clouds and a yellow sun.

Operating (Displaying the Model)

Once assembled, the Keepley Snorelax Poke-Party Building Block Set is designed for display. Place the model on a flat, stable surface away from direct sunlight and extreme temperatures to preserve its colors and structural integrity. Avoid placing it in high-traffic areas where it might be accidentally knocked over.

Maintenance

To keep your building block set in optimal condition:

- **Cleaning:** Gently dust the model regularly with a soft, dry cloth or a soft brush. For more stubborn dirt, lightly dampen a cloth with water (no harsh chemicals) and wipe carefully. Ensure the model is completely dry before returning it to display.
- **Storage:** If disassembling for storage, keep all blocks in a sealed container to prevent loss and protect them from dust.

Troubleshooting

- **Missing or Damaged Pieces:** If you find any pieces are missing or damaged upon opening the package, please contact Keeppley customer support with your product model number (FG-QM-K20224) and a description of the issue.
- **Difficulty Assembling:** Review the assembly instructions carefully. Ensure all blocks are oriented correctly and pressed firmly together. Building block sets sometimes require a firm push to connect pieces securely.

Specifications

Product Dimensions	5.12 x 5.59 x 4.49 inches
Item Weight	4.8 ounces
Item Model Number	FG-QM-K20224
Manufacturer Recommended Age	6 years and up
Manufacturer	Keeppley

Warranty Information

Specific warranty details for the Keeppley Snorelax Poke-Party Building Block Set are not provided in this manual. For information regarding product warranty, please contact Keeppley customer support directly.

Customer Support


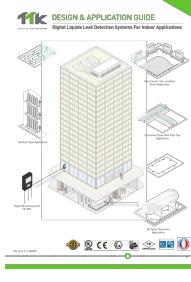
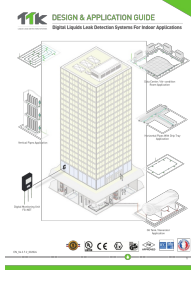


For further assistance, inquiries, or to report issues with your Keeppley Snorelax Poke-Party Building Block Set, please visit the official Keeppley website or contact their customer service department. Please have your model number (FG-QM-K20224) ready when contacting support.

Related Documents - FG-QM-K20224



[Keeppley Summertime Aquarium K28014 Building Set Instructions](#)

Official assembly instructions for the Keeppley Summertime Aquarium building set, model K28014. A detailed guide for constructing this City Corner series model.

	<p>Keeppley Hello Kitty Building Block Set Assembly Instructions</p> <p>Step-by-step assembly guide for the Keeppley Hello Kitty building block set (Model K20801). This manual provides detailed instructions for constructing the iconic character using building blocks.</p>
	<p>TTK Digital Liquids Leak Detection Systems for Indoor Applications: Design & Application Guide</p> <p>This guide details TTK's digital liquid leak detection systems for indoor applications, covering product specifications, design layouts, and practical applications. It is intended for engineering consultants, contractors, and end-users, providing comprehensive information on system components like FG-NET, FG-BBOX, and various alarm units, sensors, and accessories.</p>
	<p>TTK Digital Liquids Leak Detection Systems for Indoor Applications: Design & Application Guide</p> <p>A comprehensive guide to TTK's digital liquid leak detection and locating systems for indoor applications, detailing product features, design layouts, and application examples for various building environments.</p>
	<p>Fortinet NGFW/Perimeter Firewalls Ordering Guide</p> <p>This ordering guide details Fortinet's Next-Generation Firewalls (NGFW) and Perimeter Firewalls, highlighting their advanced AI/ML capabilities, FortiGuard services, and the integrated Fortinet Security Fabric for comprehensive enterprise threat protection and policy control.</p>
	<p>FortiOS 6.2.11 Release Notes: New Features, Fixes, and Known Issues</p> <p>This document contains the release notes for FortiOS version 6.2.11, detailing new features, enhancements, resolved issues, and known issues for FortiGate devices. It includes information on supported models, upgrade procedures, and product integration.</p>