

midlocater S10

Midlocater S10 Smart Bluetooth Tracker Tag User Manual

Model: S10

INTRODUCTION

The Midlocater S10 Smart Bluetooth Tracker Tag is designed to help you keep track of your valuable belongings. This device works with compatible iOS mobile devices through the secure Find My network, allowing you to locate items such as keys, wallets, bags, and luggage. Its compact design and durable construction make it suitable for various uses.

WHAT'S IN THE BOX

- Smart Item Locator (Midlocater S10)
- Protective Case with Keychain
- Shell Opener
- Instruction Manual

SETUP

1. Battery Installation

The Midlocater S10 comes with a pre-installed CR2032 battery. If the battery needs replacement, use the provided shell opener or a small, flat tool to carefully open the tracker. Insert a new CR2032 battery, ensuring the positive (+) side faces up. Close the tracker securely.

2. Pairing with iOS Device

1. Ensure Bluetooth is enabled on your iOS device.
2. Open the **Find My** app on your iPhone, iPad, or iPod touch.
3. Tap the **Items** tab, then tap **+ Add Item**.
4. Follow the on-screen instructions to connect your Midlocater S10.

5. Once connected, you can name your tracker and assign an emoji to it.

3. Attaching the Tracker

Use the included protective case and keychain to attach the Midlocater S10 to your desired item, such as keys, a backpack, or luggage. The compact design allows for versatile attachment options.



Image: The Midlocater S10 tracker showing its compact dimensions (32mm x 32mm x 8mm) and light weight (6.2g).

OPERATING INSTRUCTIONS

1. Locating Items (Sound Playback)

When your item is within Bluetooth range (up to 100m/350ft), you can use the Find My app to play a sound on your Midlocater S10. This will help you pinpoint its exact location if it's nearby but out of sight.

Still worried about not finding your keys?

Simply press the button on your phone to find your keys



Image: An iPhone screen showing the 'Play Sound' option within the Find My app, with a Midlocater tracker attached to keys on a bedside table.

2. Using the Find My Network

If your item is out of Bluetooth range, the Find My network can help locate it. This network uses millions of Apple devices worldwide to detect your tracker's location and securely relay it to your Find My app. The location data is anonymous and encrypted to protect your privacy.

Comprehensive tracking of your important items

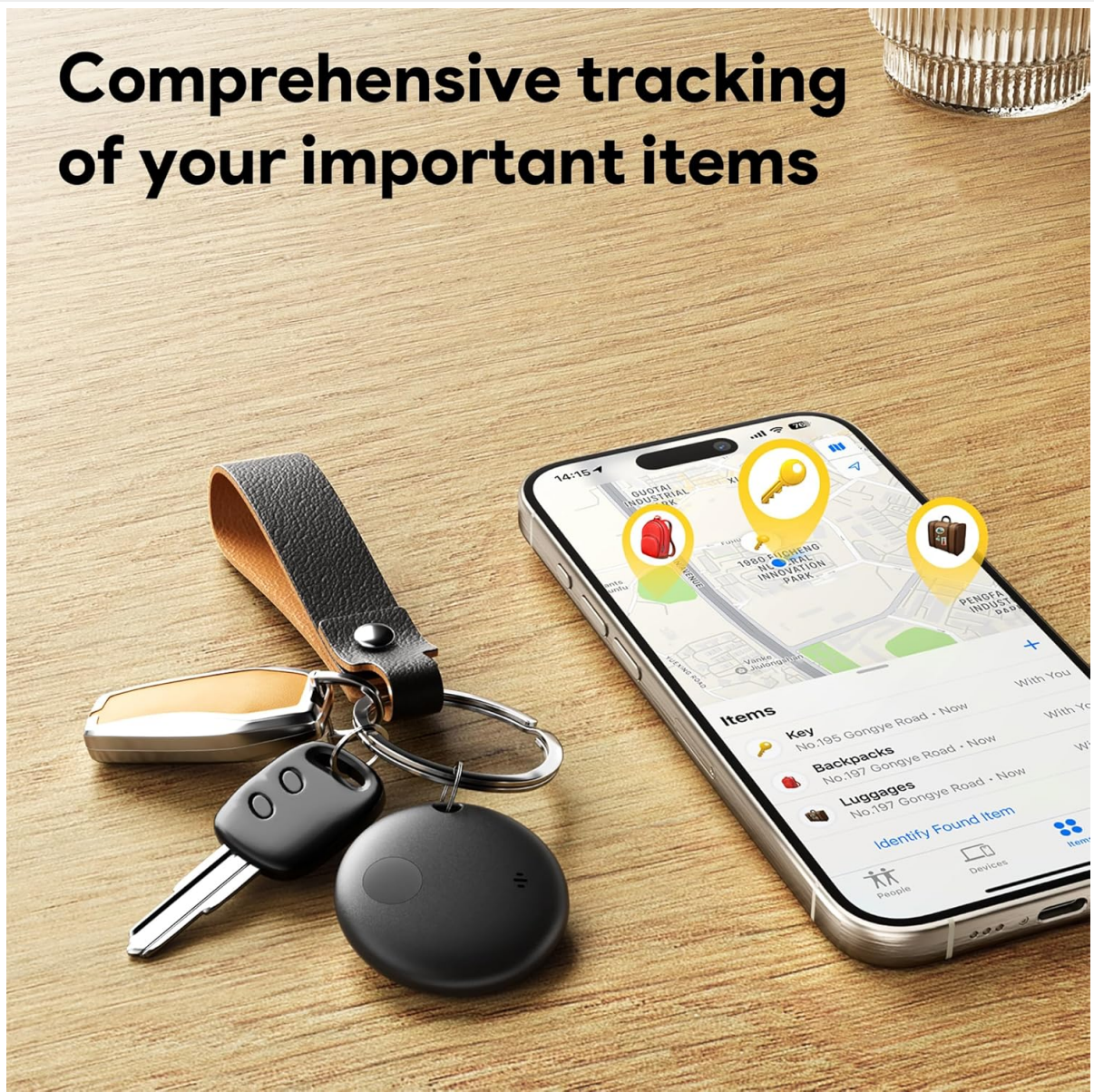


Image: An iPhone displaying the Find My map interface, showing the current locations of various items tracked by Midlocater devices, including keys, backpacks, and luggage.

3. Leave-Behind Reminders

Enable the 'Notify When Left Behind' feature in the Find My app. If your Midlocater S10 goes out of Bluetooth range from your iOS device, you will receive a notification within 10 minutes, helping you prevent accidental loss.

Left-Behind Remind

When your belongings are out of Bluetooth range, your iPhone will receive a notification

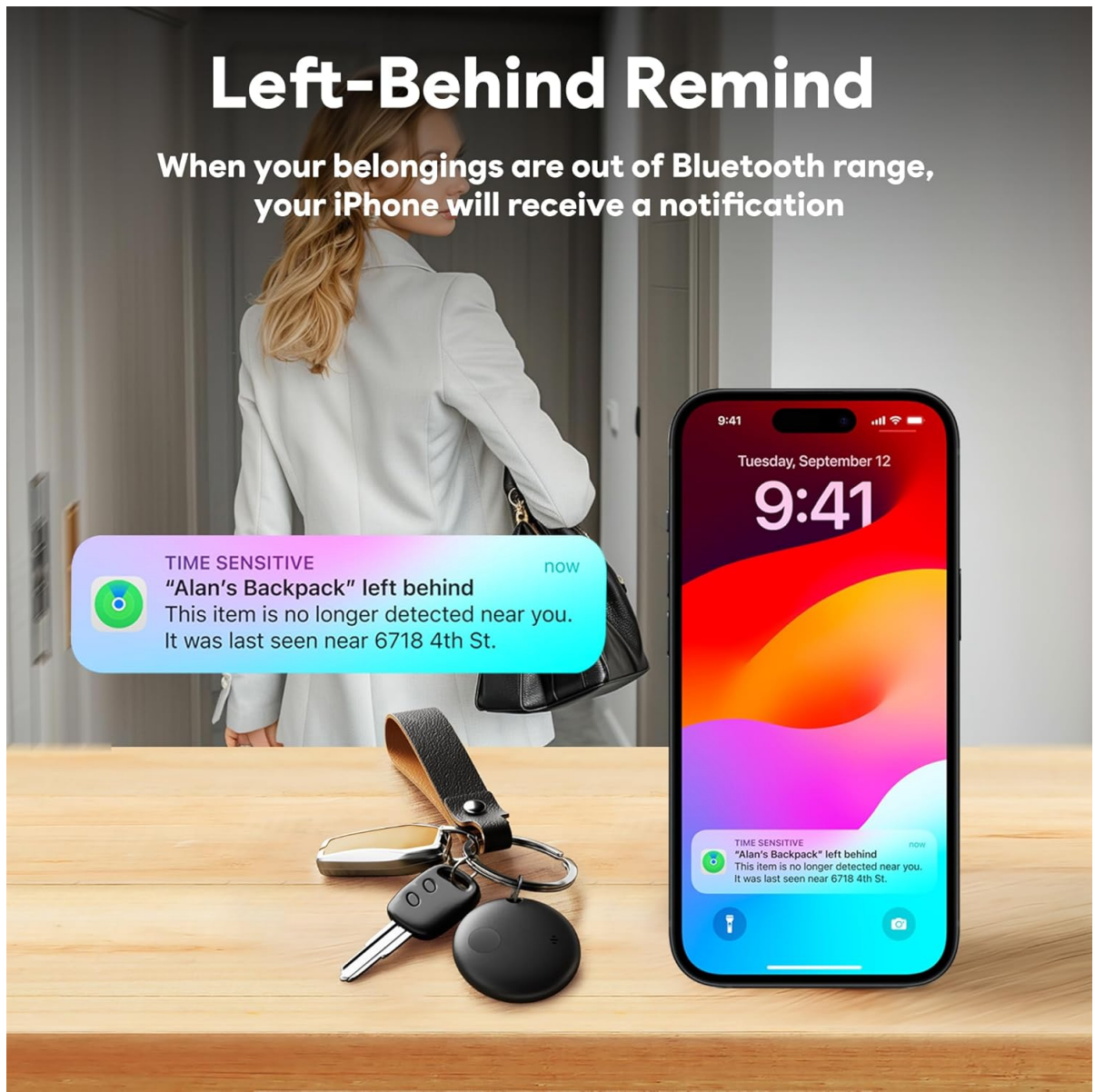
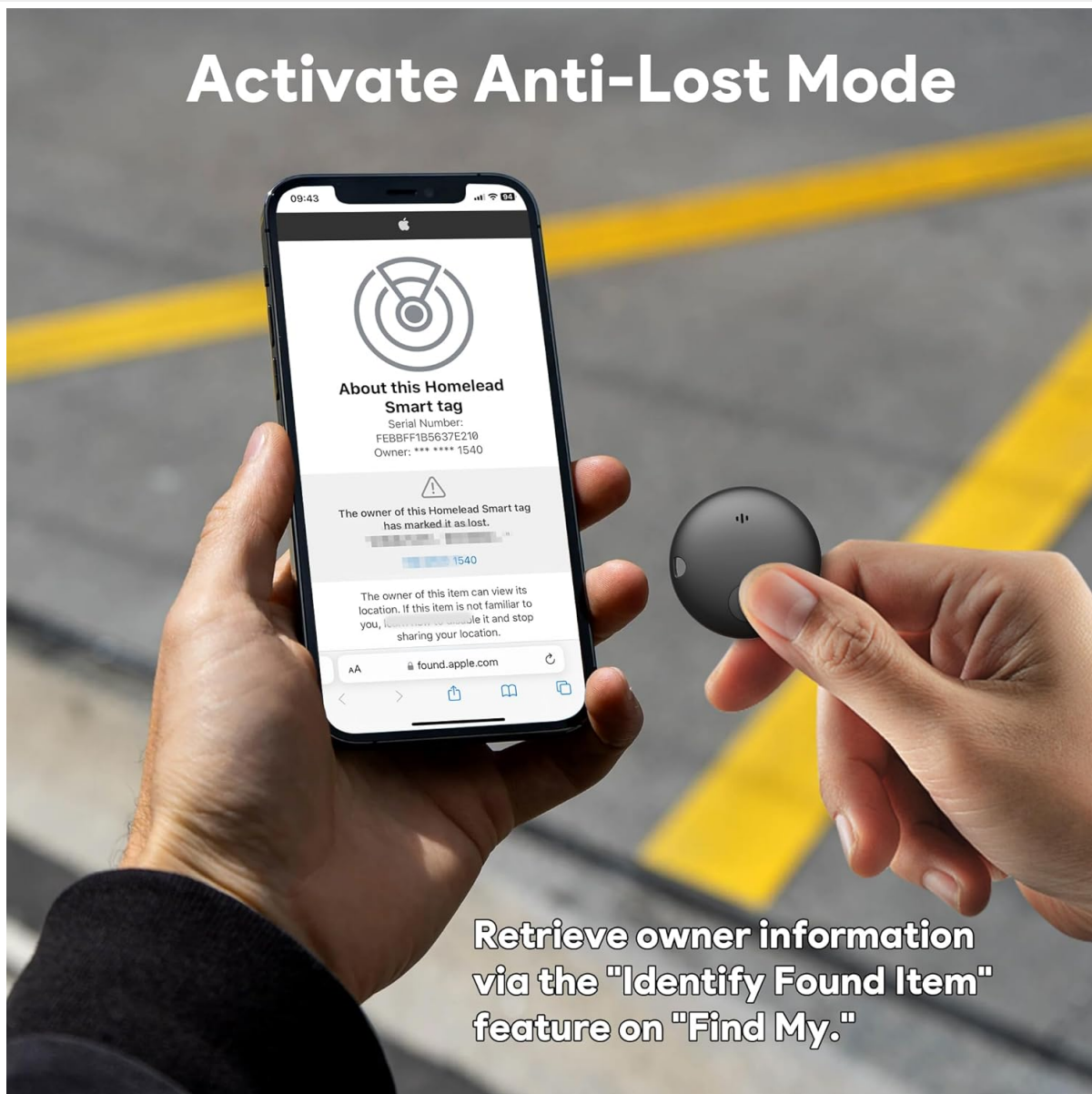


Image: An iPhone screen showing a 'Time Sensitive' notification indicating an item has been left behind, with the last known location provided.

4. Anti-Lost Mode

If an item with your Midlocator S10 is lost, you can activate 'Lost Mode' in the Find My app. This will allow anyone who finds your item and scans the tracker with an NFC-enabled smartphone to see your contact information (if you choose to share it) and help return the item.

Activate Anti-Lost Mode



Retrieve owner information via the "Identify Found Item" feature on "Find My."

Image: A hand holding a Midlocater tracker next to an iPhone displaying the 'Identify Found Item' feature, showing how to retrieve owner information for a lost tag.

5. Sharing Location

You can share the real-time location of your Midlocater S10 with trusted contacts through the Find My app, allowing them to also locate your items via their compatible devices.

MAINTENANCE

1. Battery Replacement

The Midlocater S10 uses a standard CR2032 coin cell battery, which provides up to 12 months of continuous use. You can check the battery status in the Find My app. To replace the battery, use the provided shell opener or a small, flat tool to gently pry open the tracker. Remove the old battery and insert a new CR2032 battery with the positive (+) side facing up. Ensure the tracker is sealed properly after replacement.

2. Cleaning

To clean your Midlocater S10, wipe it with a soft, dry cloth. Avoid using harsh chemicals or abrasive materials, as these can damage the device.

3. Water Resistance

The Midlocater S10 has an IP67 waterproof rating, meaning it can withstand immersion in water up to 1 meter for 30 minutes. While it is water-resistant, it is not recommended for prolonged submersion or use in extreme water conditions.

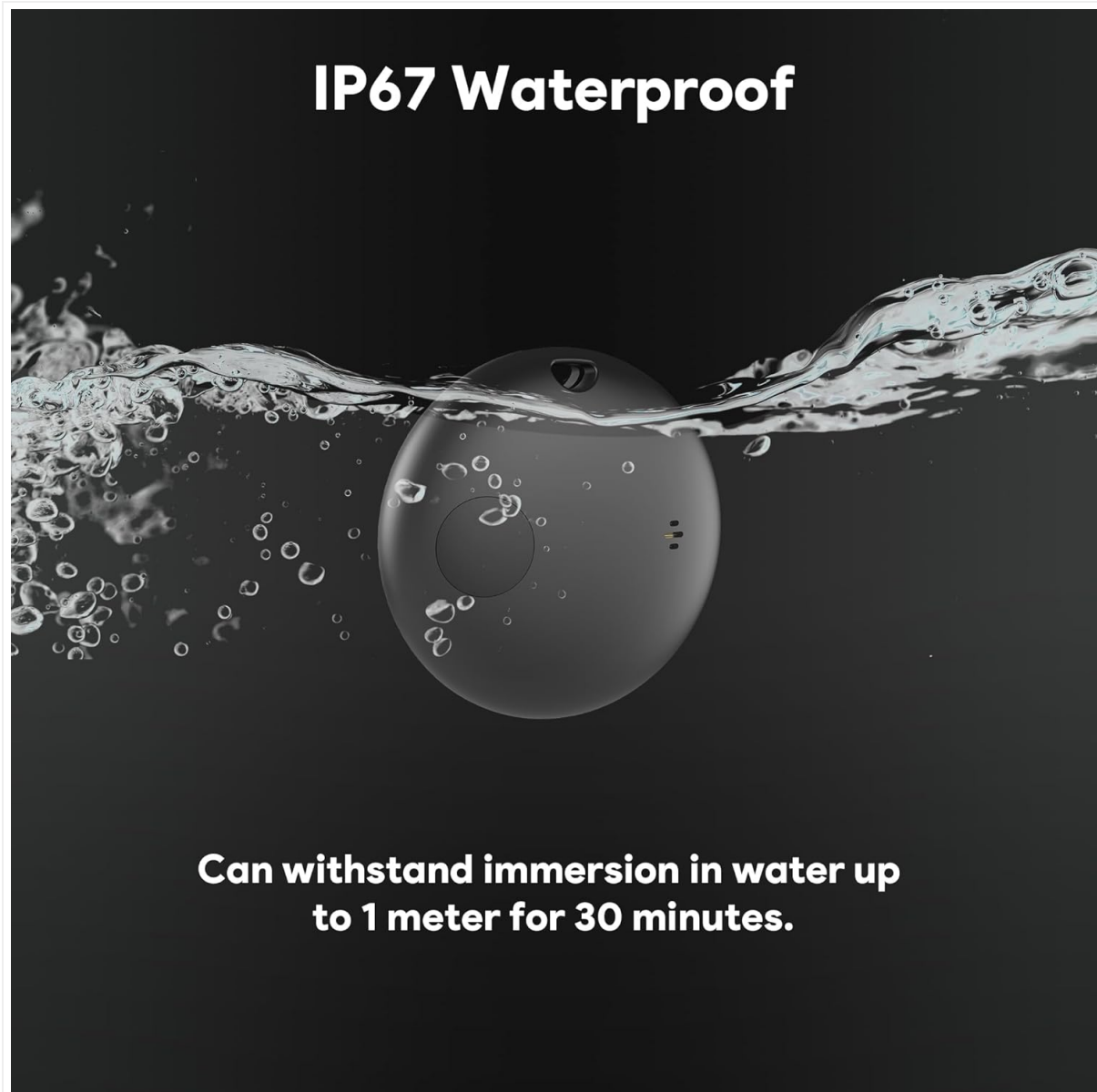


Image: The Midlocater S10 tracker partially submerged in water, illustrating its IP67 waterproof capability.

TROUBLESHOOTING

- **Tracker not connecting:** Ensure Bluetooth is enabled on your iOS device and the tracker's battery is not depleted. Try restarting your iOS device and resetting the tracker (refer to the pairing instructions).
- **Sound is too low:** The tracker emits a beep up to 90dB. If the sound is too low, check for obstructions or if the tracker is inside a bag or under other items.
- **Inaccurate location:** Location accuracy depends on the density of the Find My network in the area. In remote areas, location updates might be less frequent or precise. Ensure your iOS device has a stable internet connection.
- **Battery draining quickly:** Ensure the tracker is not constantly playing sound or frequently out of range, which can increase battery consumption. Replace the battery if necessary.

- **Leave-behind reminders not working:** Verify that 'Notify When Left Behind' is enabled for the specific tracker in the Find My app settings. Ensure notifications are allowed for the Find My app on your iOS device.

SPECIFICATIONS

Model Number	S10
Dimensions	1.26 x 1.26 x 0.31 inches (32 x 32 x 8 mm)
Weight	0.705 ounces (20 grams)
Battery Type	1 x CR2032 (included)
Battery Life	Up to 12 months
Connectivity	Bluetooth
Bluetooth Range	Up to 100m / 350ft
Sound Level	Up to 90dB
Water Resistance	IP67 (Splash, water, and dust resistant)
Supported Application	Apple Find My (iOS Only)
Max Connected Tags	Up to 32

WARRANTY AND SUPPORT

Midlocater products are designed for reliability and performance. For warranty information and customer support, please refer to the contact details provided with your purchase or visit the official Midlocater website. Keep your proof of purchase for any warranty claims.