

[Manuals.plus](#) /

> [midlocater](#) /

> Midlocater Smart Bluetooth Tracker Tag (Model S10) User Manual

## midlocater S10

# Midlocater Smart Bluetooth Tracker Tag (Model S10) User Manual

Brand: midlocater | Model: S10

## INTRODUCTION

The Midlocater Smart Bluetooth Tracker Tag is designed to help you keep track of your valuable belongings. This device integrates seamlessly with the Apple Find My app on iOS devices, allowing you to locate items within Bluetooth range or view their last known location on a map. Its compact design and durable construction make it suitable for various uses, from keys and wallets to bags and luggage.

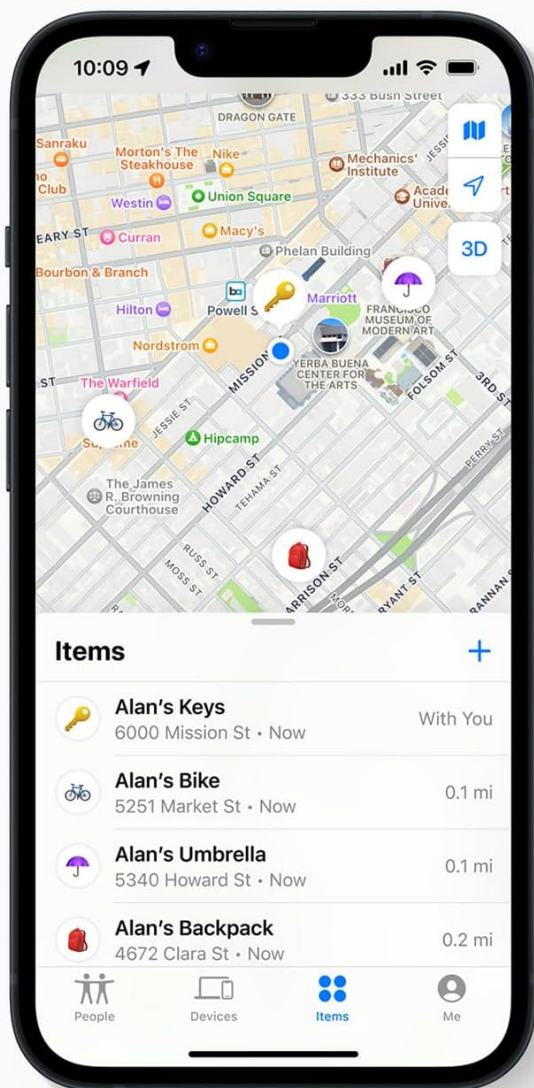


Image: Two Midlocater Smart Bluetooth Tracker Tags next to an iPhone showing the Find My app, illustrating how the device helps locate items.

## PRODUCT FEATURES

- **Easy Item Location:** Seamless integration with the Apple Find My app for precise tracking.
- **Sound Playback:** Activate a loud beep (up to 90dB) when the tag is within Bluetooth range (up to 350ft/100m).
- **Last Known Location:** View the last recorded location on the secure device-finding network map.
- **Leave-Behind Reminders:** Receive notifications within 10 minutes if an item goes out of Bluetooth range (notifications must be enabled).
- **Compact & Durable:** Sleek design with an IP67 waterproof rating, capable of withstanding immersion in water up to 1 meter for 30 minutes.
- **Multiple Device Support:** Connect up to 32 Midlocater Smart Tracker Tags simultaneously.
- **Enhanced Privacy:** Anonymous and encrypted communications across the network; no location data or history is stored.
- **Long-Lasting Battery:** Equipped with a CR2032 battery providing up to 12 months of continuous use, easily replaceable.


## Support Binding 32 Devices At The Same Time



**Works with  
Apple Find My**



**Expandable up to 32  
simultaneously.**



**Allows you to last for over  
1 year with easily replaceable  
standard batteries.**



**The positioning process is  
anonymous and encrypted  
to protect your privacy.**



**"Hey Siri, find my carkey"**

Image: Key features of the Midlocater Smart Bluetooth Tracker Tag, including Find My app integration, multi-device support, long battery life, privacy, and voice command compatibility.

## PACKAGE CONTENTS

---

- Midlocater Smart Bluetooth Tracker Tag(s)
- CR2032 Battery(s) (pre-installed or included separately)
- User Manual

## SETUP GUIDE

---

1. **Activate the Tracker:** If the battery is not pre-installed, insert the included CR2032 battery into the tracker. The device will emit a sound to indicate it is active.
2. **Open Find My App:** On your iOS device, open the 'Find My' app.
3. **Add New Item:** Navigate to the 'Items' tab at the bottom of the screen. Tap the '+' icon and select 'Add Other Item'.
4. **Pairing:** Bring the Midlocater Smart Bluetooth Tracker Tag close to your iOS device. The app will begin searching for nearby items. Once detected, select 'Smart Tag' and follow the on-screen prompts to connect.
5. **Name Your Item:** Assign a name to your tracker (e.g., 'Keys', 'Backpack', 'Luggage') and choose an emoji to represent it.
6. **Confirm Setup:** Complete the setup process within the app. Your Midlocater Smart Bluetooth Tracker Tag is now linked and ready to use.

Your browser does not support the video tag.

Video: A demonstration of how to set up and pair the Midlocater Smart Bluetooth Tracker Tag with the Apple Find My app on an iOS device, including naming the item and playing a sound to locate it.

## OPERATING INSTRUCTIONS

---

### Locating Your Items

- **Play Sound:** In the Find My app, select your Midlocater Tag and tap 'Play Sound'. The tag will emit a loud beep, helping you pinpoint its location if it's nearby.
- **Find Nearby:** For more precise location when within close proximity, tap 'Find Nearby' to use the precision finding feature (available on compatible iOS devices).
- **View on Map:** If your item is out of Bluetooth range, the Find My app will display its last known location on a map, utilizing the secure device-finding network.

# Comprehensive tracking of your important items

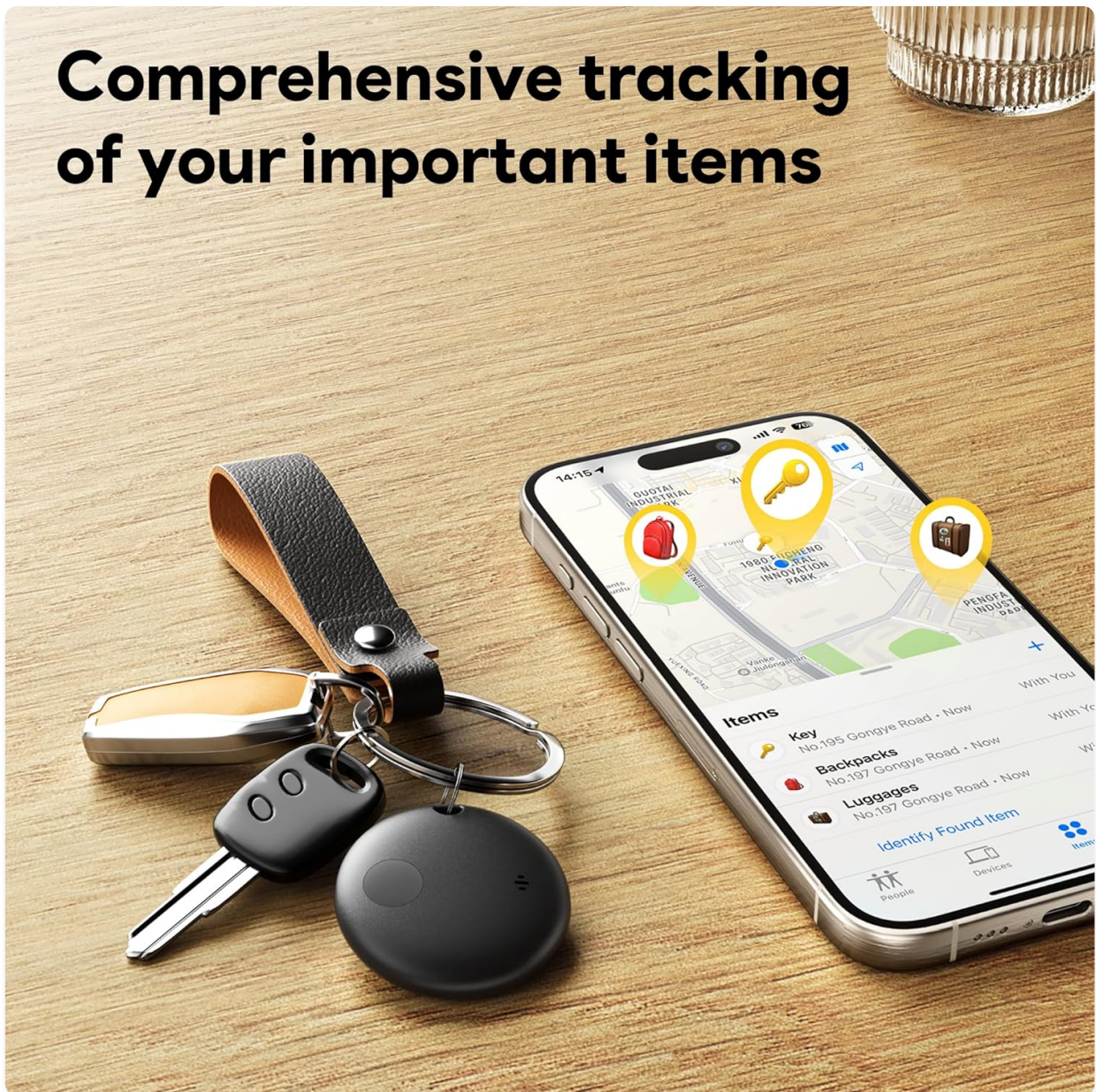


Image: The Find My app showing comprehensive tracking of various items like keys, backpacks, and luggage on a map.

## Leave-Behind Reminder Function

To prevent accidental loss, enable 'Notify When Left Behind' in the Find My app settings for your Midlocater Tag. If you leave your item behind and move out of Bluetooth range, your iOS device will receive a notification within 10 minutes, prompting you to retrieve it.

# Left-Behind Remind

When your belongings are out of Bluetooth range, your iPhone will receive a notification



Image: An iPhone showing a 'Left Behind' notification from the Find My app, alerting the user that a tracked item is no longer nearby.

## Activate Anti-Lost Mode

If your item is lost, you can activate 'Lost Mode' in the Find My app. This allows you to display a message and contact information to anyone who finds your tag. They can then scan the tag using an NFC-enabled smartphone to retrieve your contact details.

# Activate Anti-Lost Mode



Retrieve owner information via the "Identify Found Item" feature on "Find My."

Image: A user activating 'Anti-Lost Mode' on their iPhone for a Midlocater Smart Bluetooth Tracker Tag, allowing finders to retrieve owner information.

## BATTERY REPLACEMENT

The Midlocater Smart Bluetooth Tracker Tag uses a standard CR2032 coin cell battery, which provides up to 12 months of power. The battery status can be checked within the Find My app. When the battery is low, follow these steps to replace it:

1. Locate the small notch on the side of the tracker.
2. Use a coin or a small flat tool to gently twist the back cover counter-clockwise until it opens.
3. Remove the old CR2032 battery.
4. Insert a new CR2032 battery with the positive (+) side facing up.
5. Align the back cover with the tracker and twist clockwise until it clicks securely into place.

## MAINTENANCE AND CARE

- **Water Resistance:** The Midlocater Tag has an IP67 rating, meaning it is dust-tight and can withstand immersion in water up to 1 meter (3 feet) for 30 minutes. Avoid prolonged submersion or exposure to high-pressure water jets.

- **Cleaning:** Wipe the tracker with a soft, dry cloth. Avoid using harsh chemicals or abrasive materials.
- **Storage:** Store the tracker in a cool, dry place when not in use.

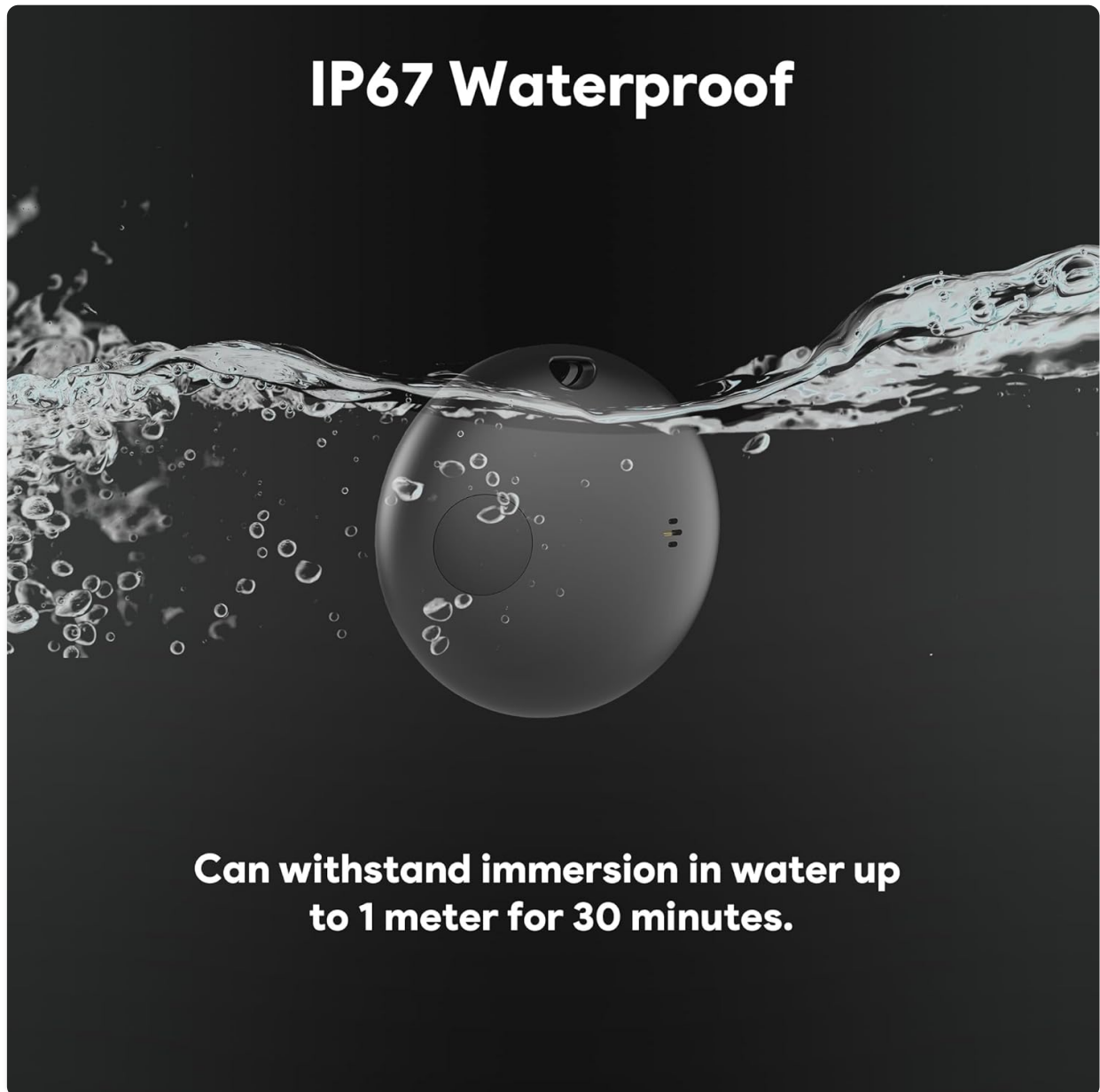


Image: The Midlocater Smart Bluetooth Tracker Tag submerged in water, highlighting its IP67 water resistance.

## TROUBLESHOOTING

- **Tracker Not Connecting:**

- Ensure Bluetooth is enabled on your iOS device.
- Check if the tracker's battery is charged or needs replacement.
- Restart your iOS device and try pairing again.

- **Sound Not Playing:**

- Verify the tracker is within Bluetooth range of your iOS device.
- Check the volume settings on your iOS device.

- **Location Not Updating:**

- Ensure your iOS device has an active internet connection (Wi-Fi or cellular data).
- The Find My network relies on other Apple devices to anonymously relay location data; location updates

may vary based on network density.

## SPECIFICATIONS

Feature	Detail
Model Number	S10
Dimensions	1.26 x 1.26 x 0.31 inches
Item Weight	0.705 ounces
Connectivity Technology	Bluetooth
Supported Application	Find My app (iOS Only)
Waterproof Rating	IP67
Battery Type	CR2032
Battery Life	Up to 12 months
Material	Acrylonitrile Butadiene Styrene (ABS)

# LIGHTWEIGHT AND COMPACT

32mm / 1.26 inch



32mm  
1.26 inch



8mm / 0.31 inch

Weight: 6.2 g (0.22 oz)

**Compatible with airtag accessories**

Image: Detailed dimensions and weight of the Midlocater Smart Bluetooth Tracker Tag, highlighting its lightweight and compact design.

## SAFETY INFORMATION

This product contains a button cell battery. Swallowing a button cell battery can cause internal chemical burns in as little as 2 hours and lead to death. Keep new and used batteries away from children. Seek immediate medical attention if a battery is suspected to have been swallowed or placed inside any part of the body.

## WARRANTY AND SUPPORT

For warranty information or technical support, please refer to the contact details provided with your product packaging or visit the official midlocater website. Our customer service team is available to assist you with any questions or concerns regarding your Midlocater Smart Bluetooth Tracker Tag.