

## Haier H55M80FUX

# Haier 55-inch M80F Series 4K UHD Smart Mini LED Google TV H55M80FUX User Manual

## 1. INTRODUCTION

---

This manual provides essential information for the setup, operation, and maintenance of your Haier 55-inch M80F Series 4K Ultra HD Smart Mini LED Google TV, model H55M80FUX. Please read these instructions carefully before using your television and retain them for future reference.

Your browser does not support the video tag.

Video: Overview of the Haier New M80F Series 4K Ultra HD Smart Mini LED Google TV, highlighting key features and available sizes.

## 2. PACKAGE CONTENTS

---

Verify that all the following items are included in your television package:

- 1 x Haier LED TV (Model H55M80FUX)
- 1 x Table Stand Base
- 1 x Remote Control
- 1 x AV IN Adapter
- 1 x AC Cord
- 2 x Lithium Ion batteries (for remote control)




Image: Illustration of the components included in the Haier TV package.

## 3. SETUP

---

### 3.1 Attaching the Stand or Wall Mounting

For table placement, securely attach the provided table stand base to the television using the designated screws. Ensure the stand is stable before placing the TV. For wall mounting, use a compatible VESA wall mount (sold separately) and follow the wall mount manufacturer's instructions. The TV supports both wall mount and table mount configurations.

### 3.2 Connecting Power

Connect the AC cord to the TV's power input and then to a power outlet. The TV operates on 100-240 VAC, 50-60 Hz.

### 3.3 Connecting External Devices

Your TV features multiple connectivity options:

- **HDMI Ports:** 4 HDMI ports are available for connecting set-top boxes, laptops, gaming consoles, and other

external devices.

- **USB Ports:** 2 USB 2.0 ports are available for connecting hard drives or other USB devices.
- **Ethernet:** For wired internet connection.
- **AV IN:** Use the provided AV IN adapter for connecting older devices.




Image: Side panel view illustrating the various input and output ports on the television.

## 4. OPERATING YOUR TV

### 4.1 Remote Control Functions

The included remote control allows you to navigate the TV's features. It supports both IR and Bluetooth technology and includes quick launch buttons for popular streaming services and voice control.

## 55" M80



**Weight With Stand - 11.9kg**

**Weight Without Stand - 12.1kg**

Image: Detailed view of the remote control, highlighting quick launch buttons and the solar panel for charging.

### 4.2 Initial Setup and Google TV

Upon first power-on, follow the on-screen instructions to set up your Google TV. This includes connecting to Wi-Fi (Wi-Fi 5 supported), logging into your Google account, and configuring basic settings. Google TV 14 provides a personalized experience with a Watchlist feature and Google Assistant for hands-free voice control.

## 5. DISPLAY FEATURES

The Haier M80F Series TV offers advanced display technologies for an enhanced viewing experience:

- **Mini LED Technology:** Features an M80E Mini LED panel with 800 nits brightness for precise lighting control, deeper blacks, and brighter whites.
- **4K Ultra HD Resolution:** (3840 x 2160) provides four times the detail of Full HD, delivering sharp and clear images.
- **Dolby Vision & HDR10:** Supports both Dolby Vision and HDR10 formats for optimized visuals, stunning sharpness, and dynamic contrast.
- **MEMC (Motion Estimation Motion Control):** Reduces motion blur by inserting extra frames, ensuring

smooth and clearer visuals, especially during fast-paced scenes.

- **Low Blue Light:** Designed to reduce eye strain during prolonged viewing.
- **60 Hz Refresh Rate:** Provides smooth motion for most content.

## Non Split – Mini LED with 800 nits

Immerse yourself in cinematic realism with Mini-LED's exceptional contrast, vibrant colors, and lifelike picture quality.





Image: Visual comparison demonstrating the clarity and detail offered by 4K resolution compared to lower resolutions.



Optimizes visuals for cinematic experience



**HDR 10**

Delivers stunning sharpness & dynamic contrast



Image: Illustration of MEMC technology reducing motion blur in fast-moving scenes.

## 6. AUDIO FEATURES

Experience immersive sound with the following audio capabilities:

- **50 Watts Output:** Powerful audio output for clear and dynamic sound.
- **Sound By KEF:** Audio system engineered by KEF for precise and detailed sound.
- **2.1ch Powerful Stereo Speaker with Subwoofer:** Delivers rich bass and immersive audio.
- **Dolby Atmos:** Provides three-dimensional surround sound for a cinematic experience.
- **dbx-tv Surround Sound:** Enhances audio quality with advanced sound processing.
- **Sound Equalizer & Auto Volume Leveling:** Allows customization of sound profiles and maintains consistent volume levels.

# SOUND BY KEF

Experience unparalleled sound precision, crafted with KEF's 60+ years of HiFi expertise, bringing audio to life with unmatched detail and clarity.




Image: Visual representation of sound quality, highlighting the KEF audio system.

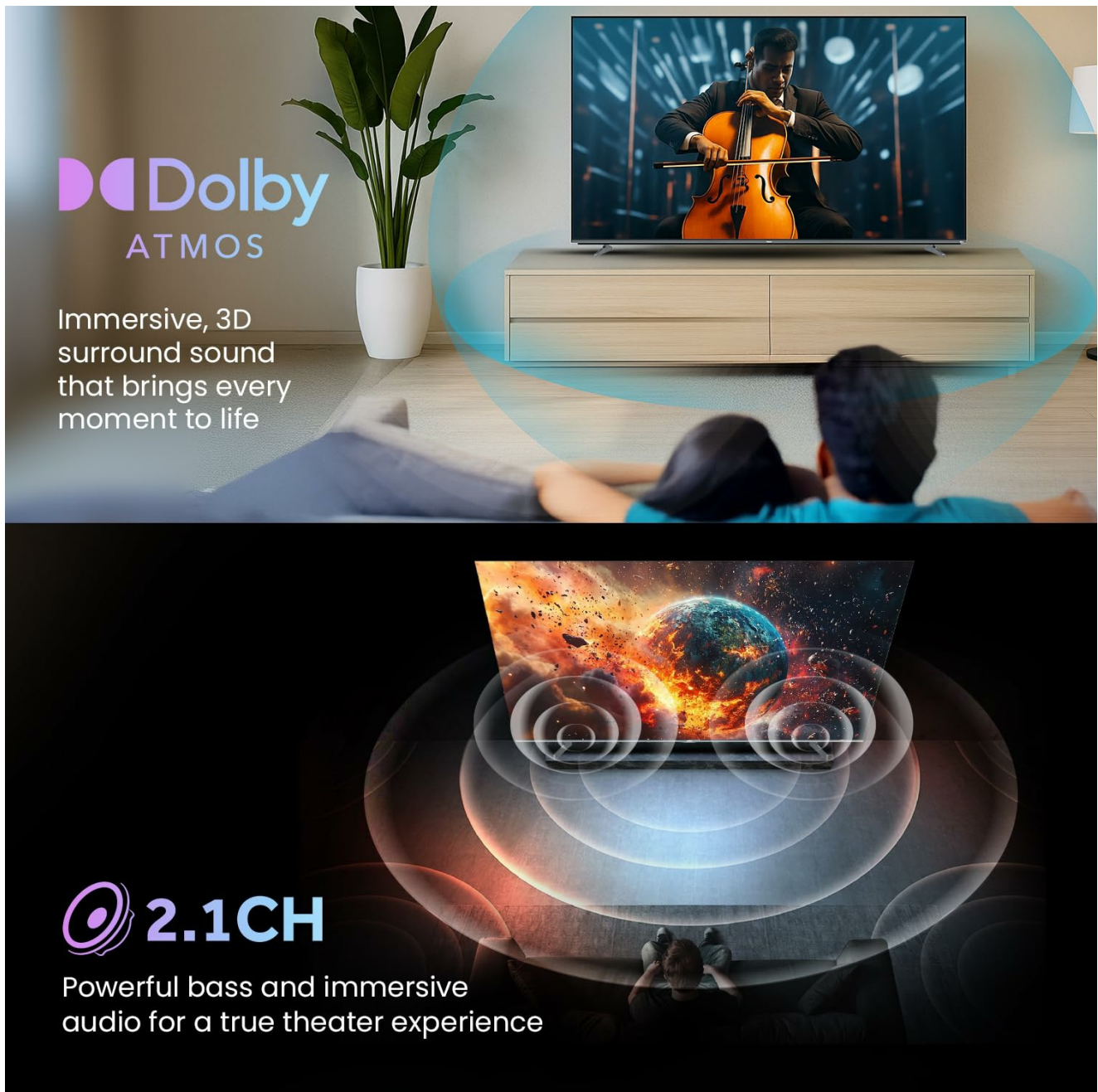


Image: Depiction of Dolby Atmos and 2.1 channel speaker system for immersive sound.

## 7. SMART TV FEATURES

---

Your Haier TV is powered by Google TV, offering a wide range of smart functionalities:

- **Google TV 14:** Access a vast library of content and apps.
- **Watchlist:** Curate your favorite movies and shows across different streaming services.
- **Google Assistant:** Use hands-free voice commands to control your TV, search for content, and manage smart home devices.
- **Chromecast Built-in:** Easily cast content from your smartphone or tablet to the TV.
- **Supported Apps:** Access popular streaming platforms like Prime Video, Netflix, Jio Hotstar, Sony Liv, Zee5, Apple TV, YouTube, and more.
- **2GB RAM + 32GB ROM:** Ensures smooth performance and ample storage for apps.
- **Hai Cast & Sound Mirroring:** Additional options for screen mirroring and audio sharing.




Image: Screenshot of the Google TV home screen displaying a selection of available applications.

## 8. GAMING FEATURES

---

Enhance your gaming experience with these features:

- **AMD FreeSync Premium:** Reduces screen tearing and stuttering for fluid gameplay.
- **ALLM (Auto Low Latency Mode):** Automatically switches the TV to a low-latency mode when a game console is detected, minimizing input lag.
- **VRR (Variable Refresh Rate):** Synchronizes the TV's refresh rate with the game console's frame rate, eliminating screen tearing and providing smoother visuals.

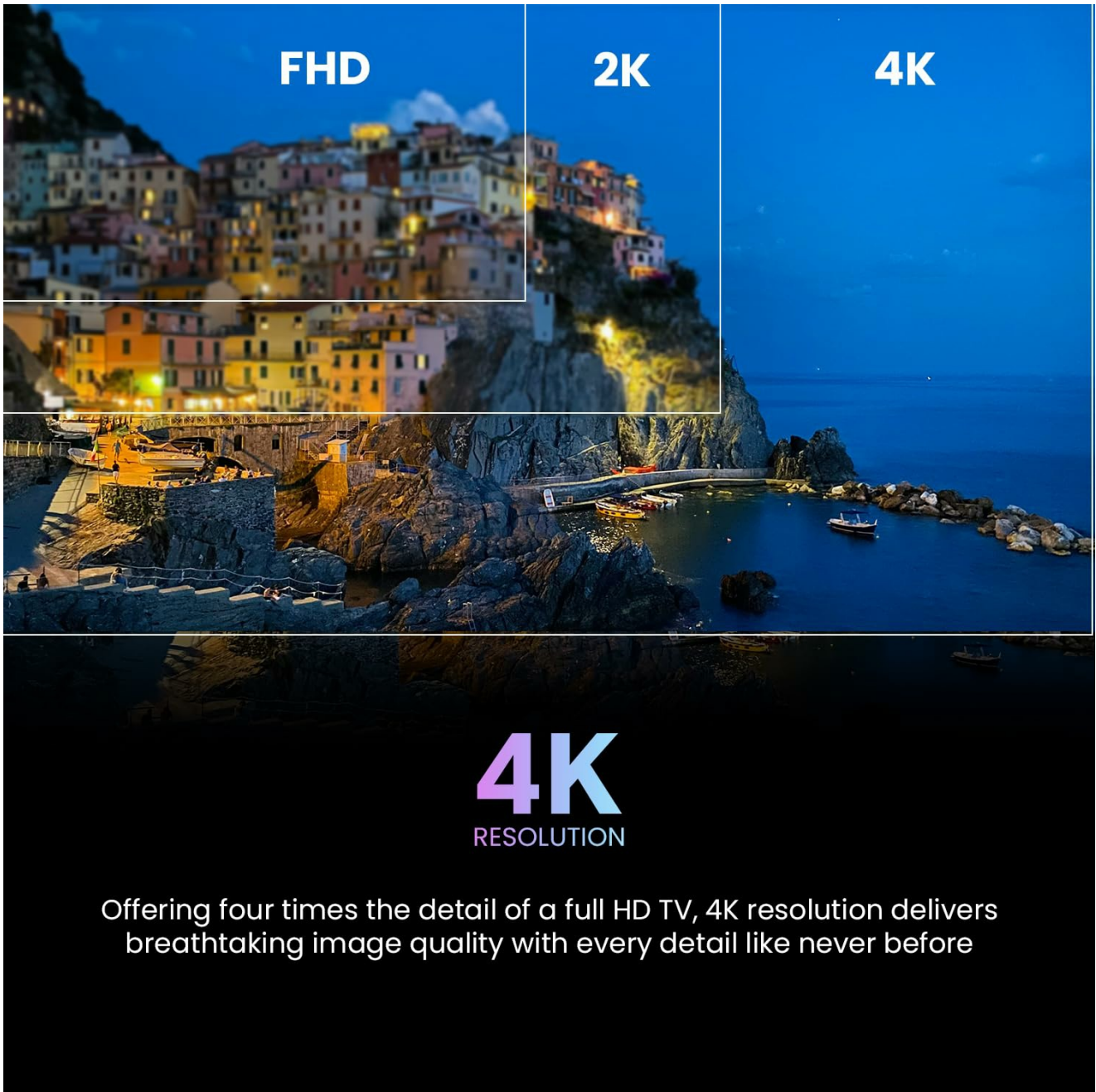



Image: A gamer enjoying a seamless experience on the TV, showcasing the benefits of gaming features like ALLM and VRR.

## 9. SPECIFICATIONS

Detailed technical specifications for the Haier H55M80FUX TV:

Feature	Specification
Screen Size	55 Inches (139 cm)
Model Number	H55M80FUX
Display Technology	Mini LED
Resolution	4K Ultra HD (3840 x 2160)
Refresh Rate	60 Hz
Brightness	800 nits

HDR Format Supported	Dolby Vision, HDR10, HLG
Motion Enhancement	MEMC60Hz
Sound Output	50 Watts
Audio Features	Sound By KEF, 2.1ch Speaker with Subwoofer, Dolby Atmos, dbx-tv Surround Sound
Operating System	Google TV 14 (Android)
RAM / ROM	2GB RAM / 32GB ROM
Connectivity	4 HDMI Ports, 2 USB 2.0 Ports, Ethernet, Wi-Fi 5, Bluetooth 5.1
Special Features	Chromecast, Haicast, Sound Mirroring, Google Assistant, Watchlist, AMD FreeSync Premium, ALLM, VRR
Product Dimensions (D x W x H)	25.4D x 122.8W x 74.7H Centimeters (with stand)
Item Weight	11.9 Kilograms (with stand), 11 Kilograms (without stand)



## 10. TROUBLESHOOTING

---

If you encounter issues with your TV, refer to the following common troubleshooting steps:

- **No Power:** Ensure the power cord is securely connected to both the TV and the power outlet. Check if the outlet is functioning by plugging in another device.
- **No Picture/Sound:** Verify that the correct input source is selected. Check all cable connections (HDMI, AV) for looseness or damage. Try restarting the TV and any connected devices.
- **Remote Control Not Working:** Ensure the batteries are correctly inserted and not depleted. Point the remote directly at the TV's IR sensor. If using Bluetooth, ensure it's paired correctly.
- **Network Connectivity Issues:** For Wi-Fi, check your router and ensure the TV is within range. For Ethernet, ensure the cable is connected and your network is active. Try restarting your router and modem.
- **Picture Quality Issues:** Adjust picture settings (brightness, contrast, color) in the TV menu. Ensure the content source is of high quality (e.g., 4K content for 4K display).

For more complex issues, refer to the full user manual available on the Haier brand website or contact customer support.

## 11. WARRANTY AND SUPPORT

---

Your Haier H55M80FUX TV comes with a 1-year warranty provided by the manufacturer from the date of purchase. The warranty covers manufacturing defects only.

**Warranty Exclusions:** The warranty does not cover external accessories (such as batteries, cables), or defects caused by installation/service/repair/tampering by unauthorized personnel, accidents, alteration, misuse, neglect, substitution of original components with non-genuine parts, damage by pets/rodents, fire, flood, earthquake, lightning, or any other acts of God/natural calamities.

To avail warranty service, please contact Haier customer support with your Amazon invoice and the product's model name. The service center will schedule a convenient slot for assistance.

### Haier Customer Support:

- Toll-free numbers: 18004199999 / 18001029999
- Manufacturer Address: Haier Appliances India Pvt Ltd. Plot No H-6, DMIC Integrated Industrial Township, Greater Noida, Uttar Pradesh-201308