

1MORE S20 (HQ20)

1MORE Open Ear Earbuds S20 User Manual

Model: S20 (HQ20)

INTRODUCTION

Thank you for choosing the 1MORE Open Ear Earbuds S20. These innovative clip-on earbuds are designed to provide a comfortable, secure fit with exceptional audio quality, allowing you to stay aware of your surroundings while enjoying your music or calls. Featuring Hi-Res Certified Audio, BassMore+ technology, and advanced Bluetooth 5.4 connectivity, the S20 earbuds are perfect for daily use, sports, and active lifestyles.



Image: The 1MORE Open Ear Earbuds S20, showcasing their sleek design and accompanying charging case.

PACKAGE CONTENTS

Ensure all items are present in your package:

- 1MORE Open Ear Earbuds S20 (Left and Right)
- Charging Case
- USB-C Charging Cable
- User Manual (this document)





1MORE EAR CLIP S20

Wear it without feeling,
one ear = the weight of a blueberry

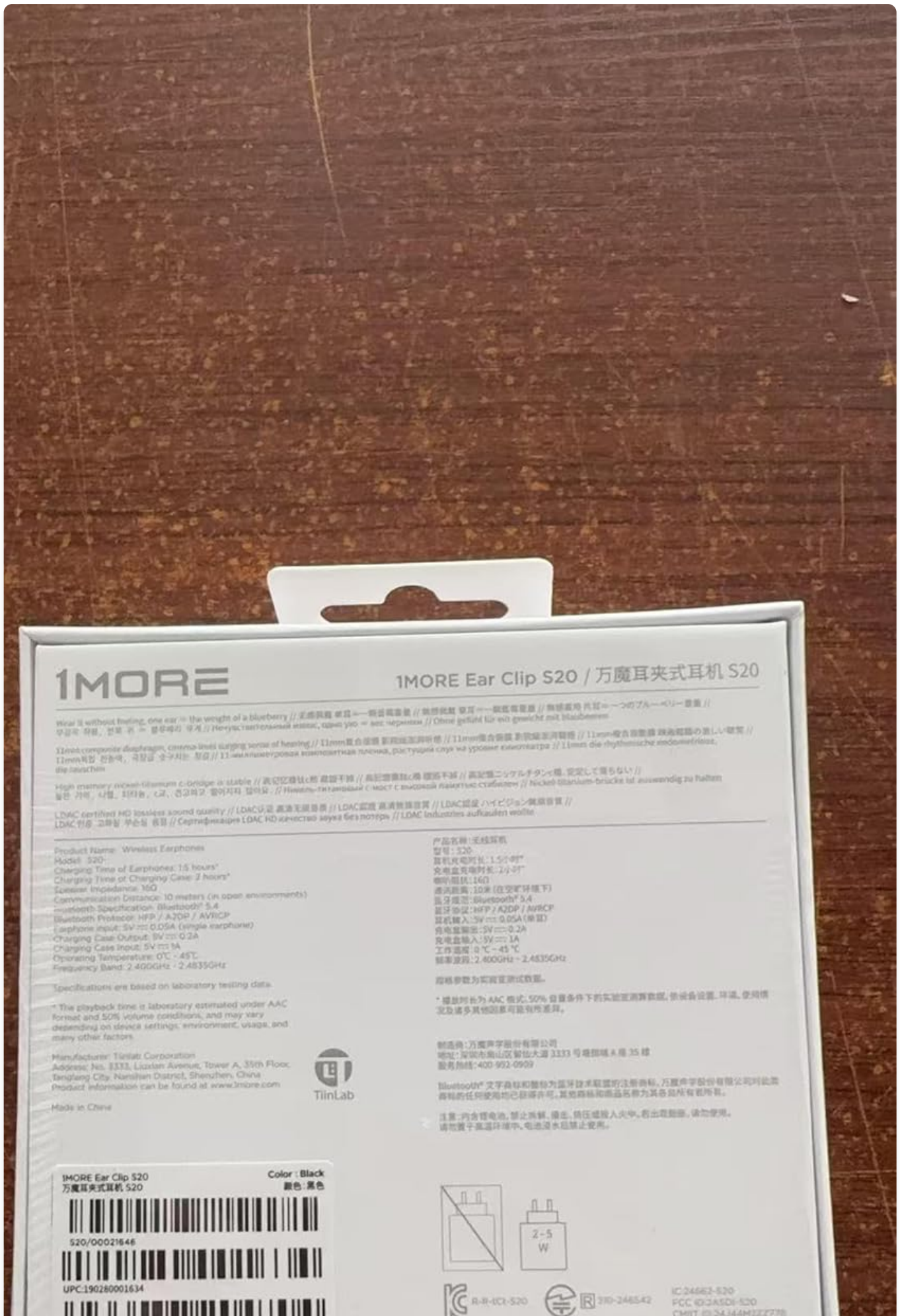
11mm composite diaphragm,
cinema-level surging sense of hearing

High memory nickel-titanium c-bridge is stable

LDAC certified HD lossless sound quality



Image: Front view of the 1MORE S20 earbud product box, displaying the product image and key features.



1MORE

1MORE Ear Clip S20 / 万魔耳夹式耳机 S20

Weight is without feeling, one ear = the weight of a blueberry // 无感佩戴 单耳 = 一颗蓝莓的重量 // 無感佩戴 單耳 = 一顆藍莓的重量 // Ohne Gefühl für ein Gewicht mit Blaubeeren.
무감각 착용, 한쪽 귀 = 블루베리 무게 // Невесомое ощущение, одна уш = вес черники // Ohne Gefühl für ein Gewicht mit Blaubeeren.

11mm composite diaphragm, cinema-level surging sense of hearing // 11mm复合振膜 影院级澎湃听感 // 11mm复合振膜 影院级澎湃听感 // 11mm-복합진동판 영화级别的 감성, 11mm의 리듬적 선율감각, 극진한 소수치는 청음 // 11-миллиметровая композитная плёнка, расступая слух на уровне кинотеатра // 11mm die rhythmische melodielast, die leuchtend

High memory nickel-titanium C-bridge is stable // 高记忆钛镍C桥 稳定不折 // 高記憶ニッケルチタン橋、安定して折れない // Hochgedächtnis-Nickel-Titanium-Brücke ist auswendig zu halten
높은 기억, 니켈, 티타늄, C교, 안정하고,折不지다,折不다 // Нивель-титановый мост с высокой памятью стабилен // Nickel-titanium-bridge ist auswendig zu halten

LDAC certified HD lossless sound quality // LDAC认证 高清无损音质 // LDAC認證 高清晰無損音質 // LDAC認定 ハイビジョン無損音質 // LDAC 认证 高清晰 无损音质 // Сертифицированный LDAC HD качество звука без потерь // LDAC Industries aufkanten wollte

Product Name: Wireless Earphones
Model: S20
Charging Time of Earphones: 15 hours
Charging Time of Charging Case: 2 hours
Speaker Impedance: 16Ω
Communication Distance: 10 meters (in open environments)
Bluetooth Specification: Bluetooth® 5.4
Bluetooth Protocol: HFP / A2DP / AVRCP
Earphone Input: 5V = 0.05A (single earphone)
Charging Case Output: 5V = 0.2A
Charging Case Input: 5V = 1A
Operating Temperature: 0°C - 45°C
Frequency Band: 2.400GHz - 2.4835GHz

Specifications are based on laboratory testing data.

* The playback time is laboratory estimated under AAC format and 50% volume conditions, and may vary depending on device settings, environment, usage, and many other factors.

Manufacturer: Tinlab Corporation
Address: No. 3333, Lixian Avenue, Tower A, 35th Floor, Tangliang City, Nanhai District, Shenzhen, China
Product information can be found at www.1more.com

Made in China



产品名称: 无线耳机
型号: S20
耳机充电时长: 15小时
充电盒充电时长: 2小时
阻抗: 16Ω
通话距离: 10米 (在空旷环境下)
蓝牙规范: Bluetooth® 5.4
蓝牙协议: HFP / A2DP / AVRCP
耳机输入: 5V = 0.05A (单耳)
充电盒输出: 5V = 0.2A
充电盒输入: 5V = 1A
工作温度: 0°C - 45°C
频率范围: 2.400GHz - 2.4835GHz

规格参数为实验室测试数据。

* 播放时长为 AAC 格式, 50% 音量条件下实验室测试数据, 实际使用环境、设备、使用情况及诸多其他因素可能有所差异。

制造商: 万魔声学股份有限公司
地址: 深圳市宝安区沙井大道 3333 号瑞源楼 A 座 35 楼
服务热线: 400-992-0999

Bluetooth® 文字商标和图形为蓝牙技术联盟的注册商标, 万魔声学股份有限公司对此类商标的任何使用均已获得许可, 其他商标和商品名称为其各自所有者所有。

注意: 内含锂电池, 禁止拆解、燃烧、挤压或投入火中, 若出现故障, 请勿使用, 请勿置于高温环境中, 电池充电后禁止使用。

1MORE Ear Clip S20
万魔耳夹式耳机 S20


Color: Black
颜色: 黑色



520/00021646



UPC:190280001634



R-R-1C1-S20



210-246542

IC:24662-S20
FCC:ID:A501-S20
CMT:ID:24344M22778



Image: Back view of the 1MORE S20 earbud product box, showing detailed specifications and regulatory information.

SETUP

1. Charging the Earbuds and Case

Before first use, fully charge the earbuds and the charging case. Place the earbuds into the charging case. Connect the USB-C charging cable to the charging port on the case and the other end to a USB power source (e.g., computer, wall adapter).

- The indicator lights on the case will show charging status.
- A full charge provides up to 30 hours of total playback time with the charging case.

Ultra-Long 30 Hours

30_H



Image: The 1MORE S20 earbuds resting in their charging case, illustrating the ultra-long 30-hour battery life capability.

2. Pairing with Your Device

1. Open the charging case. The earbuds will automatically enter pairing mode (indicator lights will flash).
2. On your device (smartphone, tablet, etc.), go to Bluetooth settings.
3. Select "1MORE S20" from the list of available devices.
4. Once connected, you will hear a confirmation tone, and the indicator lights will turn off.

For subsequent uses, the earbuds will automatically connect to the last paired device when taken out of the case.

OPERATING INSTRUCTIONS

Wearing the Earbuds

The 1MORE S20 earbuds feature a clip-on design for a secure and comfortable fit. Gently clip the earbuds onto your ear, ensuring the speaker is positioned correctly for optimal sound delivery without entering the ear canal. The BalanceAIR+

comfort technology provides a zero-pressure fit.

BalanceAIR+ Comfort Technology

Zero pressure, All-day comfort




Image: A woman smiling while wearing the 1MORE S20 earbuds, demonstrating the BalanceAIR+ Comfort Technology for a zero-pressure, all-day comfortable fit.

Stable and Secure Fit

Keep a unrestricted movement



Lightweight Comfort



No-Slip Wear

Image: A man running outdoors while wearing the 1MORE S20 earbuds, illustrating their stable and secure fit for unrestricted movement during physical activity.

Touch Controls

The S20 earbuds feature intuitive touch controls on each earbud. The specific functions can often be customized via the 1MORE MUSIC app.

Default Touch Control Functions

Action	Function
Double Tap (Left/Right)	Play/Pause Music, Answer/End Call
Triple Tap (Left/Right)	Activate Voice Assistant
Press and Hold (Left/Right)	Reject Call

Note: Volume control and track skipping may require specific gestures or app customization.

Audio Features

Experience immersive audio with the S20 earbuds:

- **Hi-Res Certified Audio & BassMore+ Tech:** Delivers rich, detailed sound with enhanced bass.
- **360° Panoramic Sound:** Provides an expansive soundstage for an immersive listening experience.
- **Open Ear Design:** Allows you to hear your surroundings while enjoying private audio, enhancing safety and awareness.

Expansive Surround Soundstage 360° Panoramic audio



Image: A woman enjoying music with 1MORE S20 earbuds, illustrating the expansive surround soundstage and 360° panoramic audio.

BassMore+ Enhanced Audio

Feel subtles of the sound



Image: A detailed view of an earbud driver surrounded by sound waves, symbolizing the BassMore+ Enhanced Audio technology that allows users to feel the subtleties of sound.

Minimize Sound Leakage

Ultrasonic focusing technology makes sound deliver to canals directly



Image: A diagram illustrating the internal components of the earbud and how ultrasonic focusing technology minimizes sound leakage by directing sound directly to the ear canals.

Call Functions

The S20 earbuds are equipped with Four-mic ENC (Environmental Noise Cancellation) and SDT sound focusing technology for crystal-clear calls, even in noisy environments. This technology also helps eliminate sound leakage, ensuring privacy.

ENC 4-Mic AI Noise Cancellation



Image: A woman sitting in a cafe, wearing 1MORE S20 earbuds, highlighting the ENC 4-Mic AI Noise Cancellation feature for clear communication.

MAINTENANCE

To ensure the longevity and optimal performance of your 1MORE S20 earbuds, follow these maintenance guidelines:

- **Cleaning:** Regularly wipe the earbuds and charging case with a soft, dry, lint-free cloth. Do not use abrasive cleaners or solvents.
- **Storage:** When not in use, store the earbuds in their charging case to protect them and keep them charged.
- **Water Resistance:** The earbuds are IPX5 water resistant, meaning they can withstand sweat and light splashes. Do not submerge them in water or expose them to heavy rain. Ensure they are dry before placing them back in the charging case.
- **Temperature:** Avoid exposing the earbuds to extreme temperatures (hot or cold) or high humidity.

TROUBLESHOOTING

If you encounter issues with your 1MORE S20 earbuds, try the following solutions:

Common Issues and Solutions

Problem	Solution
Earbuds not pairing	Ensure earbuds are charged. Turn off and on Bluetooth on your device. Forget "1MORE S20" in your device's Bluetooth settings and re-pair.
No sound from one earbud	Place both earbuds back in the case, close the lid, wait a few seconds, then take them out again. Check device audio balance settings.
Low volume	Increase volume on both your device and the earbuds (if applicable via app). Ensure earbuds are worn correctly.
Intermittent connection	Ensure no obstacles between earbuds and device. Stay within the 10-meter Bluetooth range. Avoid strong electromagnetic interference.
Earbuds not charging	Check charging cable and power source. Ensure charging contacts on earbuds and case are clean and dry.

If the issue persists, please refer to the support section for further assistance.

SPECIFICATIONS

Feature	Detail
Model Name	S20
Item Model Number	HQ20
Connectivity Technology	Wireless (Bluetooth 5.4)
Bluetooth Range	10 Meters
Frequency Range	20Hz - 40,000Hz
Impedance	16 Ohm
Noise Control	Hybrid Noise Cancellation (ENC 4-Mic AI)
Water Resistance	IPX5
Battery Life	Up to 30 hours (with charging case)
Item Weight	6 ounces
Included Components	Clip ear headphones
UPC	190280001634

WARRANTY AND SUPPORT

1MORE products come with a limited warranty. For detailed warranty information, please visit the official 1MORE website or contact their customer support.






For technical support, troubleshooting assistance, or warranty claims, please contact 1MORE Customer Service:

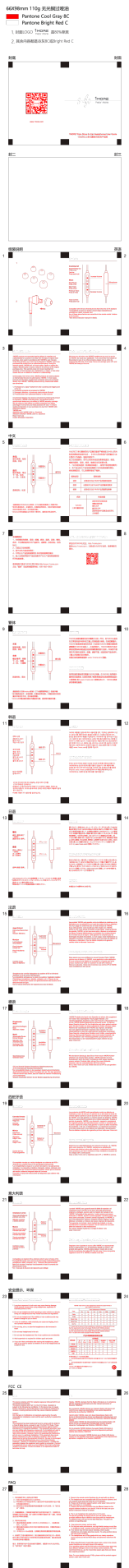
- **Official Website:** www.1more.com

- **Email Support:** Refer to the 1MORE website for specific contact email.
- **Phone Support:** Refer to the 1MORE website for specific contact phone numbers.

Please have your product model number (S20 / HQ20) and proof of purchase ready when contacting support.

Related Documents - S20 (HQ20)

	<p>1MORE Fit SE S30 Open Ear Wireless Bluetooth Headphones User Manual</p> <p>User manual and specifications for the 1MORE Fit SE S30 Open Ear Wireless Bluetooth Headphones (Model EF606). Features include Bluetooth 5.3, 30-hour battery life, clear calls, and detailed operational instructions.</p>
	<p>1MORE Stylish True Wireless In-Ear Headphones E1026BT User Manual</p> <p>Comprehensive user manual for the 1MORE Stylish True Wireless In-Ear Headphones (E1026BT). Learn about product features, pairing, charging, key functions, tips, safety information, and FAQs.</p>
	<p>1MORE SonoFlow Mini HQ20 Wireless Headphones User Guide</p> <p>Comprehensive user guide for the 1MORE SonoFlow Mini HQ20 wireless headphones, covering setup, features, safety information, and warranty.</p>
	<p>1MORE SonoFlow Active Noise Cancelling Headphones User Manual</p> <p>User manual for the 1MORE SonoFlow over-ear Bluetooth headphones, featuring active noise cancellation, LDAC Hi-Res audio, 70-hour playtime, and app control. Includes setup, operation, safety, and compliance information.</p>
	<p>1MORE SonoFlow Mini HQ20 Wireless Headphones - User Guide</p> <p>Comprehensive user guide for the 1MORE SonoFlow Mini HQ20 wireless headphones, featuring hearing protection, Bluetooth 5.3, detailed controls, specifications, safety information, and troubleshooting tips.</p>



[1MORE Triple Driver In-Ear Headphones User Guide - Controls, Warranty, Safety & FAQ](#)

Official user guide for 1MORE Triple Driver In-Ear Headphones (E1001). Learn about controls, compatibility, limited warranty, safety information, environmental compliance, FCC/CE, and FAQs. Get detailed product information.

--	--	--