

## Novelty JCA-4733

# Novelty Basta Histeria Board Game Instruction Manual

Model: JCA-4733

## INTRODUCTION

Welcome to the exciting world of Basta Histeria! This fast-paced board game from Novelty challenges your mental agility, memory, creativity, concentration, and focus. Designed for 2-4 players, Basta Histeria provides endless fun for the whole family. This manual will guide you through the setup, rules, and care of your game.



Image: The Basta Histeria game box, featuring the game unit, cards, and promotional text indicating 100 categories and unlimited answers.

## SAFETY INFORMATION

Caution: Contains small parts which may be ingested and cause choking in children under 3 years of age. Adult supervision is recommended during play, especially with younger children.

## PACKAGE CONTENTS

Before you begin, please ensure all components are present:

- 1 Basta Histeria Game Unit (with integrated spinner and timer button)
- Category Cards (approximately 100 categories)



*Image: The Basta Histeria game unit, showing the letter spinner, number spinner, and the red button. Several category cards are fanned out in front of the unit.*

## SETUP

1. Place the Basta Histeria game unit on a flat, stable surface accessible to all players.
2. Shuffle the category cards thoroughly and place them face down in a stack next to the game unit.
3. Each player should have a clear space in front of them to collect their winning cards.

## OPERATING INSTRUCTIONS: HOW TO PLAY

The objective of Basta Histeria is to be the first player to collect 10 category cards by quickly naming items that fit specific criteria. The pressure builds as a 5-second timer counts down!

### Game Flow:

1. **Player's Turn:** The current player draws a category card and reads it aloud.
2. **Spin the Wheel:** The player then spins the letter wheel and the number wheel on the game unit. The letter wheel determines the starting letter for the answers, and the number wheel indicates how many items must be named.
3. **Start the Timer:** Once the letter and number are determined, the player presses the red button on the game unit to start the 5-second timer.
4. **Respond Quickly:** The player must quickly name the specified number of items that fit the category and start with the chosen letter before the 5-second timer runs out.
5. **Winning a Card:** If the player successfully names all items within 5 seconds, they keep the category card. If they fail, the card is returned to the bottom of the deck.
6. **Next Turn:** Play passes to the next player in a clockwise direction.

### Winning the Game:

The first player to collect 10 category cards wins the game!

### Game Variations:

The game offers different difficulty levels. Players can choose to play the 'Easy' or 'Difficult' version, which may involve different categories or response requirements. Consult the category cards for specific instructions on difficulty variations.





Image: A visual representation of the Basta Histeria game in action, illustrating the four main steps of gameplay: choosing a category, spinning the letter and number wheels, pressing the button to start the 5-second timer, and collecting cards to win.

## MAINTENANCE

To ensure the longevity of your Basta Histeria board game:

- Store the game in its original box in a cool, dry place away from direct sunlight.
- Keep the game unit and cards clean by wiping them with a soft, dry cloth. Avoid using abrasive cleaners or solvents.

- Handle cards with care to prevent bending or tearing.
- Do not immerse the game unit in water or any other liquid.

## TROUBLESHOOTING

### Game Unit Not Functioning:

- Ensure the button is pressed firmly. The timer is mechanical and does not require batteries.
- Check for any obstructions around the spinner or button mechanism.

### Missing Components:

- If any components are missing upon opening the box, please contact Novelty customer support.

### Unclear Rules:

- Refer to the 'How to Play' section of this manual for detailed instructions.
- For further clarification, visit the official Novelty website or contact customer support.

## SPECIFICATIONS

Brand	Novelty
Model Number	JCA-4733
Educational Objectives	Develop cognitive skills
Language	Spanish (Game content)
Number of Players	2-4
Assembly Required	No
Batteries Required	No
Material Type	Plastic
Recommended Age	10 years and up
Package Dimensions	30 x 20 x 9 cm
Item Weight	400 g

## CUSTOMER SUPPORT






For questions, missing parts, or further assistance with your Novelty Basta Histeria game, please contact

Novelty customer service. You can find contact information on the official Novelty website or through your retailer.

Visit the [Novelty Store on Amazon](#) for more products and information.

© 2025 Novelty. All rights reserved.

Related Documents - JCA-4733

	<p><a href="#">Catálogo de Juegos Novelty 2025: ¡Diversión para Compartir!</a></p> <p>Explore the Novelty 2025 Games Catalog, featuring a wide array of board games, card games, puzzles, and more. Discover licensed brands and products designed for family fun and learning, brought to you by Novelty, a leader in the Mexican games market with 30 years of experience.</p>
	<p><a href="#">Novelty References 2025-2026: Event Technology &amp; Networking Solutions</a></p> <p>Explore Novelty's comprehensive event technology catalog for 2025-2026, featuring expert services in lighting, video, sound, power, truss, and advanced networking solutions. Discover equipment and integration services.</p>
	<p><a href="#">Novelty 2024 References: Event Technology Solutions</a></p> <p>Explore the 2024 References from Novelty, a leading European event technology specialist. Discover their expertise in network, video, lighting, sound systems, energy, and more, serving global events with tailor-made solutions.</p>
	<p><a href="#">SE145 Smart On-Board OBD Display User Manual</a></p> <p>User manual for the SE145 Smart On-Board OBD Display, detailing installation, features, settings, troubleshooting, and technical specifications for monitoring vehicle data.</p>
	<p><a href="#">Traceable Refrigerator/Freezer Thermometer Plus Instructions</a></p> <p>User manual for the Traceable Refrigerator/Freezer Thermometer Plus, detailing specifications, operation, alarm settings, installation, and warranty information.</p>

## Hooke Road BXG.4733-S Front Bumper Installation Instructions

Detailed installation instructions for the Hooke Road BXG.4733-S Front Bumper, including parts list and step-by-step guidance for vehicle mounting.