

[Manuals.plus](#) /

> [jioeuinly](#) /

> jioeuinly Case for ZTE Nubia Z70 Ultra NX733J Phone - Instruction Manual

## jioeuinly JSF-YHD

# Instruction Manual: jioeuinly Case for ZTE Nubia Z70 Ultra NX733J Phone

Model: JSF-YHD

## INTRODUCTION

---

This manual provides detailed instructions for the installation, operation, and maintenance of your jioeuinly phone case and tempered glass screen protector for the ZTE Nubia Z70 Ultra NX733J. Please read these instructions carefully before use to ensure proper application and maximize product longevity.

## WHAT'S IN THE BOX

---

- 1 x jioeuinly Phone Case (Model: JSF-YHD)
- 1 x Tempered Glass Screen Protector

## SETUP INSTRUCTIONS

---

### 1. Phone Case Installation

The phone case features a 2-in-1 design with a hard PC back panel and a soft silicone frame, providing comprehensive protection. The back panel incorporates four layers: a solid PC base, an ultra-high definition pattern layer, a special process layer for glitter and luminous effects, and a clear, scratch-resistant surface layer.

# Shockproof

2 in 1, hard PC + soft silicone  
Four corner thickening  
With Shock Airbags



This image illustrates the shockproof design of the case, featuring reinforced corners with shock airbags and a dual-layer construction of hard PC and soft silicone for enhanced protection.

## Gold glitter craft + Luminous style

The golden powder will appear in the light and sunlight will shine effect. Absorption of light and sunlight will produce a fluorescent effect in a dark environment.



Frosted surface, Scratch-free and fingerprint-free

Golden shiny +Light Absorbing Layer

Ultra HD print pattern layer

PC rugged protective backplate




This diagram details the four-layer construction of the case's back panel, highlighting the solid PC base, ultra-high definition pattern layer, special process layer for glitter and luminous effects, and a clear, scratch-resistant surface layer.

1. Ensure your phone is clean and free of dust or debris.
2. Align the phone with the soft silicone frame of the case.
3. Gently press the phone into the case, starting from one corner and working your way around until it is fully seated.
4. Verify that all buttons and ports are accessible and aligned correctly.

## 2. Tempered Glass Screen Protector Installation

The tempered glass screen protector offers 9H high hardness, shatterproof properties, 99.9% super transparency, perfect adhesion, and an anti-fingerprint surface. It is designed to be case-friendly.



This diagram outlines the key features of the included tempered glass screen protector, such as 9H high hardness, shatterproof design, 99.9% super transparency, perfect adhesion, case-friendly fit, and anti-fingerprint properties.



## Scratch Proof

Scratch proof screen effectively avoids sharp objects scratching or abrasion



This image illustrates the scratch-proof capability of the tempered glass screen protector, showing its resistance to sharp objects and impacts, such as a hammer.

1. Clean your phone screen thoroughly using the provided cleaning wipes (if included) to remove all dust, smudges, and fingerprints.
2. Peel off the protective film from the adhesive side of the tempered glass.
3. Carefully align the screen protector with your phone's screen, ensuring the cutouts for the camera and sensors match.
4. Gently lower the screen protector onto the screen. It will adhere automatically.
5. If any bubbles appear, gently push them towards the edges of the screen using a soft cloth or squeegee.

## OPERATING INSTRUCTIONS

### 1. Ring Stand Usage

The case includes an adhesive metal finger ring support. You can choose to attach it to the case or use it separately. The ring rotates 360 degrees, providing a secure grip and acting as a kickstand for hands-free viewing. It also aids in one-hand operation by allowing easier access to all parts of the screen.

# One-Hand Operation

Touch more spots on the screen

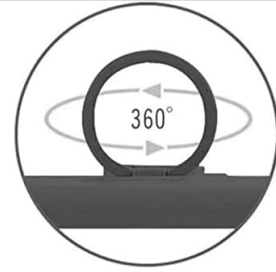
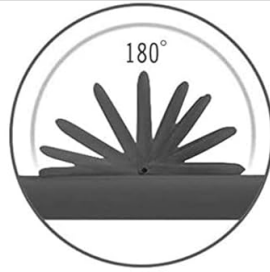


This image shows how the integrated ring stand facilitates comfortable one-hand operation, allowing users to reach more areas of the screen easily.

## 2. Magnetic Car Mount Compatibility

The metal ring support on the case is compatible with magnetic car mounts, allowing for convenient and secure placement of your phone in a vehicle. Please note that a magnetic car mount is not included with this product.

**Important:** This case does not support wireless charging when the metal ring is attached or if the phone is placed on a wireless charger with the case on.



## SUPPORT MAGNETIC CAR MOUNT

Not include magnetic car mount,  
not support wireless charging.



This image demonstrates the compatibility of the case's metal ring stand with magnetic car mounts, allowing for secure vehicle placement. Note that the magnetic car mount is not included.

## MAINTENANCE

To maintain the appearance and functionality of your phone case and screen protector:

- Clean the phone case regularly with a soft, damp cloth. Avoid harsh chemicals or abrasive cleaners.
- For the screen protector, use a microfiber cloth to wipe away fingerprints and smudges.
- Avoid exposing the case to extreme temperatures or direct sunlight for prolonged periods, as this may affect the material and luminous properties.

## TROUBLESHOOTING

- **Screen Protector Bubbles:** If bubbles persist after installation, gently lift the nearest edge of the protector and reapply, pushing the air out as you go. Small bubbles may disappear on their own within 24-48 hours.
- **Ring Stand Stiffness:** If the ring stand feels stiff, gently rotate it a few times to loosen the mechanism. Avoid excessive force.
- **Luminous Effect Not Visible:** Ensure the case has been exposed to light (natural or artificial) to absorb energy for the luminous effect to be visible in dark environments.

## SPECIFICATIONS

|                               |   |
|-------------------------------|---|
| <b>Brand</b>                  | jioeuinly   |
| <b>Compatible Phone Model</b> | ZTE Nubia Z70 Ultra NX733J  |
| <b>Model (Color)</b>          | JSF-YHD   |
| <b>Material</b>               | Hard PC (Polycarbonate) + Soft Silicone   |
| <b>Additional Features</b>    | 360° Rotating Ring Stand, Magnetic Car Mount Compatible, Gold Glitter + Luminous Effect, Shock Airbags, Tempered Glass Screen Protector |
| <b>Item Dimensions</b>        | 0.39 x 0.39 x 0.39 inches (approximate, for packaging)  |

## WARRANTY AND SUPPORT

---

For any questions, concerns, or support regarding your jioeuinly product, please contact the seller or manufacturer directly through your purchase platform. Please refer to your purchase documentation for specific warranty information.