

## Urbanista Valencia

# Urbanista Valencia Wireless Headphones User Manual

Model: Valencia (1040242)

## INTRODUCTION

Thank you for choosing the Urbanista Valencia Wireless Headphones. This manual provides comprehensive instructions to help you set up, operate, and maintain your headphones, ensuring optimal performance and longevity. Please read this manual carefully before using your device.



*Image: The Urbanista Valencia Wireless Headphones in white, showcasing their sleek over-ear design.*

## WHAT'S IN THE BOX

---

Ensure all items are present upon unboxing:

- Urbanista Valencia Wireless Headphones
- Charging Case
- USB-C Charging Cable (not explicitly listed but implied for USB-C charging)
- User Manual (this document)

## PRODUCT OVERVIEW

---

Familiarize yourself with the key features and components of your Urbanista Valencia headphones.



*Image: A person wearing the Urbanista Valencia headphones, highlighting the Active Noise Cancellation feature. This feature is designed to reduce up to 95% of low-frequency urban noise, such as traffic, engines, and crowds.*

KRAFTVOLLER,  
PRÄZISIONSGESTIMMTER SOUND



40-MM-DYNAMISCHE TREIBER

*Image: A close-up view of an Urbanista Valencia earcup, emphasizing the powerful, precision-tuned sound delivered by its 40mm dynamic drivers.*



# FUNKTION MIT STIL



MIKROFONE MIT  
GERÄUSCHUNTER-  
DRÜCKUNG



BLUETOOTH  
MULTIPOINT



KRISTALLKLARE  
ANRUF



*Image: A user wearing the headphones, with icons illustrating key features: noise-cancelling microphones, Bluetooth multipoint connectivity, and crystal-clear call quality.*

## SETUP

### 1. Charging the Headphones

Before first use, fully charge your Urbanista Valencia headphones.

1. Connect the USB-C charging cable to the charging port on the headphones.
2. Connect the other end of the cable to a USB power source (e.g., wall adapter, computer USB port).
3. The LED indicator on the headphones will show charging status. It will typically turn off or change color when fully charged.
4. A full charge provides approximately 50 hours of playtime.

# 50 STUNDEN SPIELZEIT



**50 h**

USB-TYP-C-LADUNG

*Image: The Urbanista Valencia headphones, illustrating their impressive 50 hours of playtime and convenient USB-Type-C charging capability.*

## 2. Bluetooth Pairing

Pair your headphones with your Bluetooth-enabled device.

1. Ensure the headphones are charged and powered off.
2. Press and hold the power button on the headphones until the LED indicator flashes, indicating pairing mode.
3. On your device (smartphone, tablet, computer), go to Bluetooth settings and enable Bluetooth.
4. Select "Urbanista Valencia" from the list of available devices.
5. Once connected, the LED indicator will stop flashing or show a solid light.
6. The headphones support Bluetooth Multipoint, allowing connection to two devices simultaneously.

## OPERATING

### Controls

The Urbanista Valencia headphones feature intuitive controls for managing audio and calls.

- **Power Button:** Press and hold to power on/off. Short press for play/pause.
- **Volume Up/Next Track:** Short press for volume up. Long press for next track.
- **Volume Down/Previous Track:** Short press for volume down. Long press for previous track.
- **ANC Button:** Toggle Active Noise Cancellation on/off.
- **Voice Assistant Button:** Activate your device's voice assistant (e.g., Google Assistant).

## Active Noise Cancellation (ANC)

The ANC feature reduces ambient noise, providing a more immersive listening experience. Press the dedicated ANC button to activate or deactivate this function.

## Voice Assistant

Your Urbanista Valencia headphones are compatible with voice assistants like Google Assistant. Press the Voice Assistant button to activate and issue commands to your connected device.

## MAINTENANCE

---

Proper care ensures the longevity and performance of your headphones.

- **Cleaning:** Use a soft, dry cloth to clean the headphones. Do not use harsh chemicals or abrasive materials.
- **Storage:** When not in use, store the headphones in their charging case or a protective pouch to prevent damage. The foldable design allows for compact storage.
- **Water Resistance:** The headphones are water resistant. Avoid submerging them in water or exposing them to heavy rain. Dry thoroughly if they get wet.
- **Battery Care:** For optimal battery life, avoid fully discharging the headphones frequently. Charge them regularly.



Image: The Urbanista Valencia headphones folded, emphasizing their 240-gram lightweight construction and foldable design, which contribute to all-day comfort and portability.

## TROUBLESHOOTING

If you encounter issues, refer to the following common solutions:

Problem	Solution
Headphones do not power on	Ensure the headphones are fully charged. Press and hold the power button for a few seconds.
Cannot pair with device	Ensure headphones are in pairing mode (flashing LED). Turn off and on Bluetooth on your device. Move closer to the device.
No sound	Check volume levels on both headphones and connected device. Ensure headphones are correctly paired. Try re-pairing.



Problem	Solution
ANC not working effectively	Ensure ANC is activated. Check that the earcups form a good seal around your ears.

## SPECIFICATIONS

Detailed technical specifications for the Urbanista Valencia Wireless Headphones:

- **Model Name:** Valencia
- **Item Model Number:** 1040242
- **Brand:** Urbanista
- **Color:** White
- **Form Factor:** Over Ear
- **Connectivity Technology:** Wireless (Bluetooth)
- **Wireless Communication Technology:** Bluetooth
- **Included Components:** Charging Case
- **Material:** Plastic
- **Specific Uses For Product:** Entertainment, Fitness, Travel
- **Compatible Devices:** Bluetooth Devices
- **Cable Feature:** Without Cable
- **Item Weight:** 246 Grams (8.7 ounces)
- **Water Resistance Level:** Water Resistant
- **Number of Items:** 1
- **Controller Type:** Google Assistant
- **Special Features:** Lightweight, Microphone Included, Voice Assistant Compatible, Water Resistant, Wireless
- **Product Dimensions:** 7.28 x 7.28 x 3.15 inches
- **Batteries:** 3 Lithium Ion batteries required (included)

## SAFETY INFORMATION

Please observe the following safety guidelines:

- Do not expose the headphones to extreme temperatures or direct sunlight for extended periods.
- Avoid listening at high volume levels for prolonged durations to prevent hearing damage.
- Do not attempt to disassemble or modify the headphones. This will void the warranty and may cause damage.
- Keep out of reach of children and pets.

## WARRANTY AND SUPPORT

For warranty information or technical support, please visit the official Urbanista website or contact their customer service. Keep your proof of purchase for any warranty claims.







# urbanista



*Image: Two individuals wearing Urbanista headphones (black and white models), with a 'Certified Plastic Neutral Product' badge visible, highlighting the brand's commitment to sustainability.*

© 2025 Urbanista. All rights reserved.

**Related Documents - Valencia**

	<p><a href="#">Urbanista Miami Headphones User Manual</a></p> <p>Comprehensive user manual for the Urbanista Miami headphones, covering pairing, controls, features, notifications, and technical specifications.</p>
	<p><a href="#">Urbanista Valencia Wireless Headphones: Safety, Warranty &amp; Compliance Guide</a></p> <p>Detailed safety instructions, warranty information, battery care, disposal guidelines, and regulatory compliance for Urbanista Valencia wireless headphones. Learn about safe usage and product care.</p>
	<p><a href="#">Urbanista New York Noise-Cancelling Bluetooth Headphones - User Guide</a></p> <p>Comprehensive guide for Urbanista New York noise-cancelling Bluetooth headphones, covering features, setup, functions, safety, warranty, and FCC compliance.</p>
	<p><a href="#">Urbanista Miami Headphones User Manual</a></p> <p>User manual for Urbanista Miami wireless headphones, covering Bluetooth pairing, button controls, Active Noise Cancelling, Ambient Sound Mode, and notifications.</p>
	<p><a href="#">Urbanista London True Wireless ANC Earbuds: User Manual &amp; Guide</a></p> <p>Comprehensive user manual for Urbanista London True Wireless ANC earbuds. Learn about pairing, controls, charging, safety, warranty, and regulatory information.</p>
	<p><a href="#">Urbanista Seattle Wireless Headphones - User Guide and Warranty</a></p> <p>User guide for Urbanista Seattle wireless headphones, detailing features, soft touch controls, Bluetooth connectivity, one-year limited warranty, and important safety instructions.</p>