

[Manuals.plus](#) /

> [vsshe](#) /

> vsshe G300 Magnetic Bluetooth Speaker User Manual

## vsshe G300

# vsshe G300 Magnetic Bluetooth Speaker User Manual

Model: G300

Brand: vsshe

## 1. INTRODUCTION

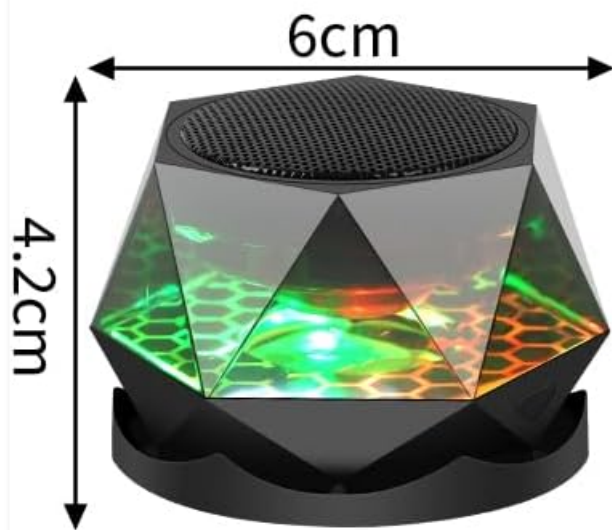
Thank you for choosing the vsshe G300 Magnetic Bluetooth Speaker. This compact and versatile speaker is designed to deliver clear audio with powerful bass and vibrant RGB lighting, enhancing your listening experience. Its unique magnetic base allows for flexible placement and doubles as a convenient phone holder. Please read this manual carefully to ensure proper use and maintenance of your device.

## 2. PACKAGE CONTENTS

Please verify that all items listed below are included in your package:

- 1 x vsshe G300 Magnetic Bluetooth Speaker
- 1 x Type-C Charging Cable
- 1 x Magnetic Ring (for non-magnetic devices)
- 1 x User Manual

# Package Contents



Bluetooth Speaker



Magnetic Ring



Type-C Charging Cable



User Manual

Figure 2.1: Package Contents of the G300 Speaker.

## 3. PRODUCT FEATURES

The vsshe G300 speaker is equipped with several advanced features for an optimal user experience:

- **Wireless Connectivity:** Features Bluetooth 5.3 for seamless pairing with mobile phones, tablets, laptops, and gaming devices within a 10-meter range.
- **Dynamic RGB Lighting:** Integrated RGB lights synchronize with audio playback, creating a vibrant and visually appealing atmosphere, ideal for entertainment.
- **3D Surround Sound:** Equipped with a 5W driver and a passive subwoofer, delivering crisp sound and enhanced

bass for both gaming and music modes.

- **Compact and Portable Design:** Small and lightweight, making it easy to carry and a perfect companion for travel.
- **Versatile Magnetic Base:** The magnetic design is compatible with iPhone 12-16 series and any metal surface. It can also function as a phone stand, freeing your hands. An included metal ring adapter allows use with non-magnetic devices.

# Colorful RGB lights 3D Surround Sound

Lights and sounds create an immersive gaming atmosphere



Shocking Sound Effects

Cyberpunk Style

Easy To Carry




Figure 3.1: Colorful RGB Lights and 3D Surround Sound.

# Small Size & High Volume

Small and light, easy to hold with one hand,  
no burden to carry, a music companion for free travel



Figure 3.2: Compact Size for Portability.



Figure 3.3: Magnetic Base Design for Versatile Attachment.

## 4. SETUP

### 4.1 Initial Charging

Before first use, fully charge the speaker. Connect the provided Type-C charging cable to the speaker's charging port and the other end to a USB power adapter (not included) or a computer's USB port. The charging indicator light will show the charging status. A full charge takes approximately 2 hours.

# Small but Powerful

Compact body with built-in high-performance battery



Phone



PAD



Laptop



Switch

Charging Time: 2H

Working Time: 6H

Rated Power: 5W

Battery Capacity: 500mAh



Figure 4.1: Charging the Speaker.

## 4.2 Power On/Off

- **To Power On:** Press and hold the power button (location typically on the side or bottom, refer to product diagram if available) for a few seconds until the indicator light turns on and you hear an audible prompt.
- **To Power Off:** Press and hold the power button again for a few seconds until the indicator light turns off.

## 4.3 Bluetooth Pairing

To connect your speaker to a Bluetooth-enabled device:

1. Ensure the speaker is powered on and in pairing mode (indicator light may flash).
2. On your device (smartphone, tablet, laptop), go to Bluetooth settings and turn Bluetooth on.
3. Search for available devices. The speaker will appear as "G300" or similar.
4. Select "G300" from the list to connect. Once connected, you will hear a confirmation sound, and the indicator light will become solid.

The speaker has a wireless range of up to 10 meters (33 feet). For optimal performance, keep your device within this range.

# Bluetooth 5.3

Low Energy Consumption and Stability



Figure 4.2: Bluetooth 5.3 Connection.

## 5. OPERATING INSTRUCTIONS

### 5.1 Audio Playback

Once connected via Bluetooth, you can play audio from your paired device. Control playback (play/pause, skip tracks, volume) directly from your device.

### 5.2 RGB Light Control

The speaker's RGB lights are designed to synchronize with the audio. There may be a dedicated button on the speaker to cycle through light modes or turn them off. Refer to the specific button layout on your speaker for this function.


### 5.3 Magnetic Attachment and Phone Holder

The G300 speaker features a strong magnetic base for versatile use:

- **Direct Attachment:** Attach the speaker directly to any metal surface, such as a refrigerator, whiteboard, or certain bicycle frames.
- **Phone Attachment:** The speaker can magnetically attach to iPhone 12-16 series phones. This allows it to act as a convenient phone stand or grip.
- **Using the Magnetic Ring:** For phones or devices without built-in magnetic capabilities, use the included adhesive metal ring. Peel off the protective film and attach the ring to the back of your device or phone case. The speaker can then magnetically attach to this ring.

# Magnetic Phone Holder

Compatible with iPhone 12 and later



With adhesive steel, suitable for other phones without magnets



Figure 5.1: Magnetic Phone Holder Functionality.

## 6. MAINTENANCE

- **Cleaning:** Use a soft, dry cloth to clean the speaker's exterior. Do not use abrasive cleaners, alcohol, or chemical solvents, as these may damage the surface.
- **Storage:** When not in use for extended periods, store the speaker in a cool, dry place away from direct sunlight and extreme temperatures.

- **Battery Care:** To prolong battery life, avoid fully discharging the battery frequently. Charge the speaker regularly, even if not in constant use.
- **Water Resistance:** This product is NOT waterproof. Avoid exposure to water or high humidity.

## 7. TROUBLESHOOTING

If you encounter issues with your vsshe G300 speaker, please refer to the following common problems and solutions:

Problem	Possible Cause	Solution
No sound from speaker	Speaker is off; Low battery; Not paired correctly; Device volume too low.	Ensure speaker is powered on; Charge the speaker; Re-pair the speaker with your device; Increase volume on both speaker and device.
Cannot connect via Bluetooth	Speaker not in pairing mode; Device Bluetooth off; Too far from device; Interference.	Ensure speaker is in pairing mode; Turn device Bluetooth on/off; Move speaker closer to device (within 10m); Avoid strong electromagnetic interference.
Speaker not charging	Cable or adapter faulty; Charging port dirty/damaged.	Try a different Type-C cable and USB adapter; Gently clean the charging port; Contact support if port is damaged.
RGB lights not working	Speaker off; Light mode turned off.	Ensure speaker is powered on; Press the light control button (if available) to activate or change modes.

## 8. SPECIFICATIONS

Feature	Specification (G300 Model)
Product Name	Magnetic Bluetooth Speaker
Model	G300
Charging Time	2 hours
Working Time	6 hours
Rated Power	5W
Battery Capacity	500 mAh
Bluetooth Version	5.3
Dimensions (H x W)	4.2 cm x 6 cm

Feature	Specification (G300 Model)
Color	Black
Material	Plastic
Maximum Range	10 meters
Audio Output Mode	3D Surround
Speaker Type	3D
Compatible Devices	Laptop, Game Console, Tablet, Smartphone

## 9. WARRANTY AND SUPPORT

This product is subject to Amazon's standard return policy. If you wish to return a product within 30 days of receipt because you have changed your mind, please consult Amazon's help page on returns. If you have received a defective or damaged product, please consult Amazon's help page on defective or damaged items. For specific information on purchases made on the Marketplace, please consult Amazon's help page on Marketplace purchases.

For any product-specific inquiries or technical support beyond the scope of this manual, please contact the seller directly through your Amazon order details page.