

occiam D72

# occiam AI Translation Earbuds User Manual

Model: D72 | Brand: occiam

## 1. INTRODUCTION

Thank you for choosing the occiam AI Translation Earbuds. These innovative open-ear earbuds are designed to provide seamless real-time language translation and high-quality audio playback. Featuring Bluetooth 5.3 connectivity and a comfortable earhook design, they are ideal for travel, business, and daily communication across language barriers. This manual provides detailed instructions on how to set up, operate, and maintain your earbuds to ensure optimal performance.

## 2. SAFETY INFORMATION

- Do not expose the earbuds or charging case to extreme temperatures, humidity, or liquids.
- Avoid dropping, impacting, or disassembling the device.
- Use only the provided charging cable or a certified equivalent.
- Do not use the earbuds at excessively high volumes for prolonged periods to prevent hearing damage.
- Keep out of reach of children and pets.

## 3. PACKAGE CONTENTS

Please check the package for the following items:

- occiam AI Translation Earbuds (Left and Right)
- Charging Case
- USB Charging Cable
- User Manual



Image: The occiam AI Translation Earbuds, featuring a black body with a yellow earhook, are shown alongside their sleek black charging case. The earbuds have small indicator lights, and the charging case displays four white LED indicators on its front.

## 4. PRODUCT OVERVIEW

---

The occiam AI Translation Earbuds are designed for comfort and functionality. They feature an open-ear design with a flexible earhook for a secure fit, allowing you to stay aware of your surroundings while enjoying audio or translation.

### Earbud Components:

- **Main Body:** Houses the speaker and internal electronics.
- **Earhook:** Flexible component that secures the earbud over the ear.
- **Indicator Light:** Displays status (pairing, charging, power).
- **Microphone:** For voice input during calls and translation.
- **Touch Control Area:** For managing playback, calls, and translation functions.

### Charging Case:

- **Charging Ports:** Internal contacts for charging earbuds.
- **USB-C Port:** For charging the case itself.
- **LED Indicators:** Show the charging status of the case.




Image: A single occiam AI Translation Earbud is shown with a blue earhook, highlighting its comfortable fit design against a starry background with large blue spheres.

## 5. SETUP

---

## 5.1 Initial Charging

1. Place both earbuds into the charging case. Ensure they are correctly seated.
2. Connect the USB charging cable to the charging port on the case and plug the other end into a USB power adapter (not included) or a computer's USB port.
3. The LED indicators on the charging case will illuminate to show charging status. A full charge typically takes 1-2 hours for the case and earbuds.



Image: The occiam AI Translation Earbuds are shown with their charging case, illustrating the impressive battery life of up to 80 hours with the charging case, and 10 hours of playback per earbud.

## 5.2 Bluetooth Pairing

1. Open the charging case. The earbuds will automatically enter pairing mode, and their indicator lights will flash.
2. On your smartphone or Bluetooth-enabled device, go to the Bluetooth settings.
3. Search for new devices and select "occiam D72" (or similar name) from the list.
4. Once connected, the earbud indicator lights will stop flashing or turn off, and you will hear a confirmation tone.



## 5.3 App Download for Translation

For real-time translation functionality, you need to download the dedicated occiam translation app.

1. Scan the QR code provided in the physical user manual or search for the "occiam Translate" app (or similar name) on your device's app store (iOS/Android).
2. Install the app and follow the on-screen instructions to connect your earbuds within the app.



Image: Two individuals are shown using the occiam translation app on a smartphone, with speech bubbles indicating real-time translation between English and Spanish. The image highlights the app's ability to translate across 74 languages and 89 accents with 98% accuracy.

## 6. OPERATING INSTRUCTIONS

### 6.1 Power On/Off

- **Power On:** Open the charging case, and the earbuds will automatically power on.
- **Power Off:** Place the earbuds back into the charging case and close the lid. They will automatically power off and begin charging.

## 6.2 Audio Playback

Once paired with your device, you can use the earbuds for music playback and calls.

- **Play/Pause:** Single tap on either earbud's touch control area.
- **Next Track:** Double tap on the right earbud.
- **Previous Track:** Double tap on the left earbud.
- **Answer/End Call:** Single tap on either earbud during an incoming call.
- **Reject Call:** Press and hold either earbud for 2 seconds during an incoming call.




Image: Two occiam AI Translation Earbuds are depicted against a dark, textured background with glowing blue sound waves emanating from them, symbolizing a Hi-Fi Sound Experience.

## 6.3 Real-time Translation

The core feature of these earbuds is their AI-powered real-time translation. This functionality is managed through the dedicated occiam translation app.



# Real-time Translation

Accessible business, meeting and travel communications with these translation earbuds.



## Voice Note Mode

Fast and accurate real-time translation, suitable for Business, Learning and meeting.



## Translation Machine Mode

2-way Translation 163 languages Online Translation.



## Photo Translation

Faster and more accurate real-time understanding of text content.



## AI Dialogue Mode

Solve your questions with AI translation earbuds real time.

Image: A collage showcasing the real-time translation capabilities of the occiam earbuds, including Voice Note Mode for fast and accurate recording, Translation Machine Mode for 2-way translation in 163 languages, Photo Translation for text understanding, and AI Dialogue Mode for interactive conversations.

The app typically offers several translation modes:

- **Translation Machine Mode (Two-Way Translation):** Select the source and target languages in the app. Speak into your earbud's microphone, and the translation will be played through the other earbud or your phone's speaker, allowing for natural conversation. Supports 163 languages (74 languages, 89 accents).
- **Voice Note Mode:** Record spoken notes, and the app will transcribe and translate them. Useful for business meetings or lectures.
- **Photo Translation:** Use your phone's camera through the app to translate text from images.
- **AI Dialogue Mode:** Engage in conversations with an AI, which can translate your speech and respond.

Refer to the in-app guide for detailed instructions on using each translation mode.

## 7. MAINTENANCE

### 7.1 Cleaning

- Wipe the earbuds and charging case with a soft, dry, lint-free cloth.
- Do not use abrasive cleaners, alcohol, or chemical solvents.
- Gently clean the charging contacts on both the earbuds and the case with a dry cotton swab if necessary.

## 7.2 Storage

- Store the earbuds in their charging case when not in use to protect them and keep them charged.
- Store in a cool, dry place away from direct sunlight and extreme temperatures.

## 7.3 Battery Care

- Charge the earbuds and case regularly, even if not used frequently, to maintain battery health.
- Avoid fully discharging the batteries for extended periods.

# 8. TROUBLESHOOTING

Problem	Possible Cause	Solution
Earbuds not pairing	Low battery; Out of range; Not in pairing mode; Bluetooth interference.	Charge earbuds and case; Move closer to device; Ensure earbuds are in pairing mode (open case); Turn off other Bluetooth devices.
No sound from earbuds	Volume too low; Not connected; Incorrect audio output selected on device.	Increase volume on device; Reconnect earbuds; Select earbuds as audio output.
Translation not working	No internet connection; App not connected to earbuds; Incorrect language settings; Microphone blocked.	Ensure stable internet connection; Check app connection status; Verify language settings in app; Ensure microphone is clear.
Earbuds not charging	Poor contact; Faulty cable/adaptor; Case battery empty.	Ensure earbuds are properly seated; Clean charging contacts; Try different cable/adaptor; Charge the case.

# 9. SPECIFICATIONS

Feature	Detail
Brand	occiam
Model	D72
Connectivity	Bluetooth 5.3
Translation Languages	163 (74 languages, 89 accents)
Earbud Playback Time	Up to 10 hours (single charge)
Total Playback Time (with case)	Up to 80 hours
Battery Type	Lithium Polymer



Feature	Detail
Product Dimensions	6.6 x 2.2 x 8.5 cm
Item Weight	76 g

## 10. WARRANTY INFORMATION




occiam products are manufactured to the highest quality standards. This product is covered by a limited warranty from the date of purchase. Please refer to the warranty card included in your product packaging or visit the official occiam website for detailed warranty terms and conditions. The warranty typically covers manufacturing defects but does not cover damage caused by misuse, accidents, unauthorized modifications, or normal wear and tear.

## 11. CUSTOMER SUPPORT

If you encounter any issues or have questions regarding your occiam AI Translation Earbuds, please do not hesitate to contact our customer support team. For the fastest service, please have your product model number (D72) and purchase details ready.

- **Email:** Refer to your product packaging or the official occiam website for the support email address.
- **Website:** Visit [www.occiam.com](#) (placeholder, please check actual brand website) for FAQs, support resources, and contact forms.

### Related Documents

	<a href="#">occiam T9 True Wireless Sports Earbuds User Manual</a> User manual for the occiam T9 True Wireless Sports Earbuds, covering setup, usage, charging, and maintenance.
	<a href="#">Occiam C16 True Wireless Earbuds User Manual</a> Comprehensive user manual for Occiam C16 True Wireless Earbuds, covering setup, Bluetooth connection, controls, charging, specifications, troubleshooting, and FCC compliance.
	<a href="#">Occiam T19 True Wireless Sports Earbuds User Manual</a> A comprehensive user manual for the Occiam T19 True Wireless Sports Earbuds, covering setup, usage, controls, charging, and troubleshooting.
	<a href="#">K23 True Wireless Sports Earbuds User Manual</a> Comprehensive user manual for the K23 True Wireless Sports Earbuds, covering setup, features, functions, charging, and troubleshooting.