

Nothing A059P

Nothing Phone (3a) Pro User Manual

Model: A059P

1. INTRODUCTION

This manual provides essential information for the safe and efficient operation of your Nothing Phone (3a) Pro. Please read it thoroughly before using the device.

The Nothing Phone (3a) Pro is a high-performance smartphone featuring a Snapdragon 7s Gen3 processor, a vibrant 6.77-inch 120Hz AMOLED display, and an advanced 50MP triple camera system. It is designed for robust daily use with an IP64 waterproof rating and a long-lasting 5000mAh battery.

2. WHAT'S IN THE BOX

- Nothing Phone (3a) Pro Device
- USB Type-C Cable
- SIM Ejector Tool
- Quick Start Guide

3. DEVICE LAYOUT

Familiarize yourself with the physical components of your device.

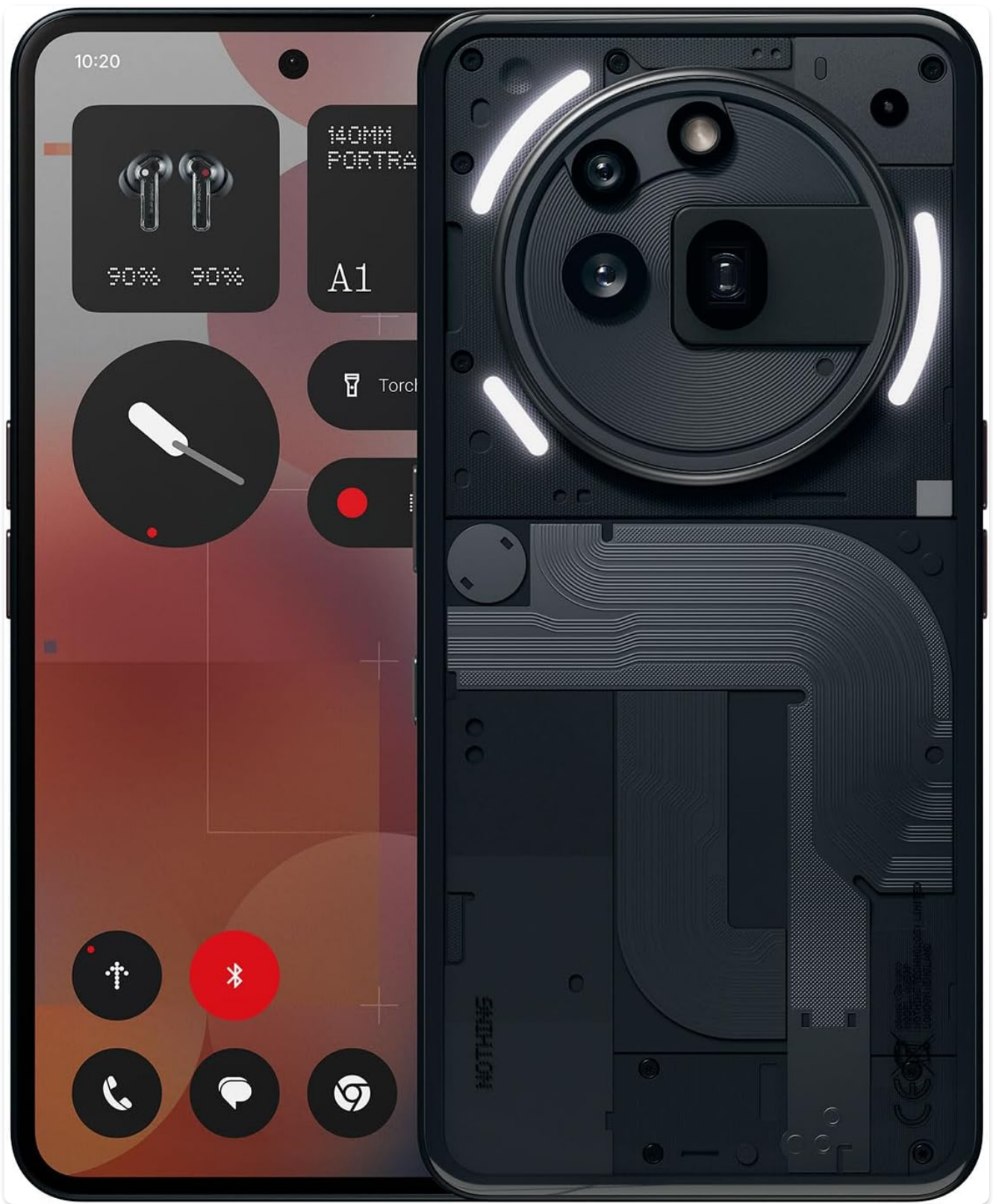


Figure 3.1: Front and rear view of the Nothing Phone (3a) Pro, showcasing its unique transparent back and Glyph Interface.

- **Front Display:** 6.77-inch AMOLED screen with a punch-hole front camera.
- **Rear Panel:** Transparent design revealing internal components, featuring the circular camera module and Glyph Interface LEDs.
- **Side Buttons:** Volume buttons on the left, power button and Essential Key on the right.
- **Ports:** USB Type-C port at the bottom for charging and data transfer.

4. SETUP





4.1 Inserting SIM Card

1. Locate the SIM card tray on the bottom edge of the device.
2. Insert the SIM ejector tool into the small hole next to the tray.
3. Gently push until the tray pops out.
4. Place your Nano-SIM card(s) into the tray with the gold contacts facing down.
5. Carefully reinsert the tray into the device.

4.2 Powering On/Off

- **Power On:** Press and hold the Power button on the right side until the Nothing logo appears.
- **Power Off:** Press and hold the Power button, then select

Related Documents - A059P

 <p>Nothing Phone (3) User Guide</p> <p>Table of contents</p> <p>Getting Started</p> <ul style="list-style-type: none">• Introduction• Safety• Quick Setup <p>Basics</p> <ul style="list-style-type: none">• Power• Navigation• Camera• Storage• Battery• Security <p>Advanced</p> <ul style="list-style-type: none">• Customization• Performance• Troubleshooting• Warranty• Index	<p>Nothing Phone (3) User Guide</p> <p>A comprehensive user guide for the Nothing Phone (3), covering setup, basic functions, advanced features, and troubleshooting.</p>
 <p>Ghidul de utilizare al Nothing Phone (3)</p> <p>Cuprins</p> <ul style="list-style-type: none">• Introducere• Securitate• Configurare• Baza de date <p>Elemente de bază</p> <ul style="list-style-type: none">• Alimentare• Navigație• Camera• Stocare• Baterie• Securitate <p>Avansat</p> <ul style="list-style-type: none">• Personalizare• Performanță• Depanare• Garanție• Index	<p>Nothing Phone (3) User Guide</p> <p>A comprehensive user guide for the Nothing Phone (3), covering basic operations, advanced features, and frequently asked questions. Learn about hardware, navigation, charging, software features like the Glyph Interface and Essential Key, and troubleshooting.</p>
 <p>Руководство за потребителя на Nothing Phone (3a)</p> <p>Частовнаста</p> <ul style="list-style-type: none">• Въведение• Безопасност• Настройка <p>Основа</p> <ul style="list-style-type: none">• Зареждане• Навигация• Камера• Съхранение• Батерия• Безопасност <p>Разширено</p> <ul style="list-style-type: none">• Персонализация• Ефективност• Решаване на проблеми• Гаранция• Индекс	<p>Nothing Phone (3a) User Manual</p> <p>Comprehensive user guide for the Nothing Phone (3a), covering setup, features, navigation, app management, battery optimization, and troubleshooting. Learn about the Essential Key, Glyph Interface, and other advanced functionalities.</p>
 <p>Nothing Phone (3a) User Guide</p> <p>Table of contents</p> <p>Getting Started</p> <ul style="list-style-type: none">• Introduction• Safety• Quick Setup <p>Basics</p> <ul style="list-style-type: none">• Power• Navigation• Camera• Storage• Battery• Security <p>Advanced</p> <ul style="list-style-type: none">• Customization• Performance• Troubleshooting• Warranty• Index	<p>Nothing Phone (3a) User Guide: Setup, Features, and FAQ</p> <p>A comprehensive guide to the Nothing Phone (3a), covering hardware layout, navigation, software features like the Glyph Interface and Essential Key, battery management, storage, security, and frequently asked questions.</p>

