

Body Glove Wave Kid's Sunglasses Keyhole

Body Glove Wave Kid's Sunglasses Keyhole 50 mm - Instruction Manual

Model: Wave Kid's Sunglasses Keyhole

1. INTRODUCTION AND OVERVIEW

Thank you for choosing Body Glove Wave Kid's Sunglasses. These sunglasses are designed to provide eye protection and comfort for children during outdoor activities. This manual provides essential information on the features, proper use, and care of your sunglasses.



Image 1.1: Angled view of the Body Glove Wave Kid's Sunglasses, featuring a clear frame and rainbow mirrored lenses.

2. PRODUCT FEATURES

The Body Glove Wave Kid's Sunglasses are equipped with several features designed for durability and eye protection:

- **100% UVA/UVB Protection:** Lenses are designed to block 100% of harmful UVA and UVB rays.
- **Scratch Resistant Lenses:** The lens surface is treated to resist minor scratches from daily use.
- **Impact Resistant Lenses:** Lenses are constructed to withstand impacts, enhancing safety.

- **Colored Mirror Lenses:** Provides a stylish appearance and reduces glare.

Hydrophobic Coating

Our lenses are made with hydrophobic coating that repels water for easier cleaning.



Image 2.1: Illustration of 100% UVA-UVB lens protection, showing a pair of blue sunglasses.

Scratch and Impact Resistant

Perfect for casual sports, beach outings, and all your outdoor adventures.



Image 2.2: Illustration of scratch and impact resistant features, showing a pair of clear-framed sunglasses with orange lenses.

3. SETUP

Your Body Glove Wave Kid's Sunglasses come ready for immediate use.

1. **Unpacking:** Carefully remove the sunglasses from their packaging.
2. **Inspection:** Before first use, inspect the sunglasses for any visible damage. If any damage is found, do not use and contact customer support.

4. OPERATING INSTRUCTIONS

To use your Body Glove Wave Kid's Sunglasses:

- Gently unfold the temples (arms) of the sunglasses.
- Place the sunglasses on your face, ensuring the nose pads rest comfortably on the bridge of your nose and the temples extend over your ears.
- Adjust for a secure and comfortable fit. The sunglasses should not feel too tight or too loose.
- When not in use, fold the temples inward and store the sunglasses in a protective case to prevent damage.



Image 4.1: Front view of the sunglasses, showing the lens coverage.

5. MAINTENANCE AND CARE

Proper care will extend the life and maintain the performance of your sunglasses.

- **Cleaning:**

- Rinse lenses with lukewarm water to remove dust and debris.
- Use a mild soap or lens cleaning solution if necessary.
- Gently dry with a soft, clean microfiber cloth. Avoid using paper towels or rough fabrics, as these can scratch the lenses.

- **Storage:**

- Always store sunglasses in a protective case when not in use.
- Avoid leaving sunglasses in direct sunlight or extreme heat (e.g., on a car dashboard), as this can damage the frame and lens coatings.

- **Handling:**

- Avoid placing sunglasses face down on hard surfaces.
- Do not use abrasive cleaners or solvents on the lenses or frame.



Image 5.1: Illustration of hydrophobic coating, showing a pair of blue speckled sunglasses.

6. TROUBLESHOOTING

Most issues with sunglasses can be resolved with simple care.

Problem	Solution
Lenses appear dirty or smudged.	Clean lenses using lukewarm water and a microfiber cloth as described in the Maintenance section. Avoid wiping dry lenses with abrasive materials.
Sunglasses feel loose or uncomfortable.	Ensure the sunglasses are positioned correctly on the nose and ears. If the fit remains an issue, professional adjustment by an optician may be required for minor frame adjustments.
Minor scratches on lenses.	While lenses are scratch-resistant, minor scratches can occur. These typically do not affect UV protection. For significant damage, consider replacement.

7. SPECIFICATIONS

Feature	Detail
Model Name	Wave Kid's Sunglasses Keyhole
Lens Size	50 mm
Frame Color	Clear
Lens Type	Colored Mirror
UV Protection	100% UVA/UVB
Lens Resistance	Scratch and Impact Resistant
Department	Boys
Manufacturer	Body Glove
Origin	Imported







8. WARRANTY AND SUPPORT

For information regarding product warranty, please refer to the packaging or the official Body Glove website.

If you have any questions or require assistance with your Body Glove Wave Kid's Sunglasses, please contact Body Glove customer support through their official website or the retailer where the product was purchased.

Manufacturer: Body Glove

Website: www.bodyglove.com

	<p>Body Glove Performer 11 Inflatable Paddle Board User Guide</p> <p>Comprehensive user guide for the Body Glove Performer 11 inflatable paddle board, covering setup, inflation, deflation, packing, and frequently asked questions. Learn how to safely operate and maintain your paddle board for an optimal experience.</p>
	<p>Body Glove BG-12000, BG-3000, BG-1000 Installation and Operating Instructions</p> <p>This document provides installation and operating instructions for the Body Glove BG-12000, BG-3000, and BG-1000 water filtration systems. It covers safety information, parts included, step-by-step installation procedures, filter cartridge replacement, and troubleshooting tips for home use.</p>
	<p>Body Glove Essentials TWS Lux Series Wireless Earbuds (BGAU-TWSLUX-BK)</p> <p>Discover the Body Glove Essentials TWS Lux Series Wireless Earbuds (BGAU-TWSLUX-BK). Featuring mega bass sound, voice assistant, built-in microphone, Bluetooth 5.0, and up to 6 hours of playtime with touch controls.</p>
	<p>Keyhole Piano TurnKey Permanent Placement Hardware Installation Guide</p> <p>Detailed instructions for installing the permanent placement hardware for the Keyhole Piano TurnKey. This guide ensures a secure and stable setup for your piano.</p>
	<p>The Aussie Family Sun Safety Guide: Protecting Children's Eyes</p> <p>A comprehensive guide to sun safety for children's eyes in Australia, covering UV protection, the UV Index, sun safety tips, and Babiators sunglasses features. Learn how to protect your child's vision from harsh Australian sun.</p>
	<p>Redcat Racing Sixty-Four Clear Body Kit Assembly Instructions</p> <p>Comprehensive assembly and painting guide for the Redcat Racing Sixty-Four Clear Body Kit, replicating the classic Chevrolet Impala. Includes detailed steps for preparation, painting, body assembly, chrome decal and plastic placement, and interior detailing.</p>