

Matast C16

Matast C16 Wireless Earbuds User Manual

Model: C16 | Brand: Matast

INTRODUCTION

Thank you for choosing the Matast C16 Wireless Earbuds. This manual provides detailed instructions for setting up, operating, and maintaining your earbuds to ensure optimal performance and longevity. Please read this manual thoroughly before use and retain it for future reference.


IMPORTANT SAFETY INFORMATION

To prevent damage to the product or injury to yourself, please observe the following safety precautions:

- Do not disassemble or modify the earbuds or charging case.
- Keep the device away from extreme temperatures, humidity, and corrosive substances.
- Avoid prolonged exposure to high volume levels to prevent hearing damage.
- Clean the earbuds and charging contacts regularly to maintain optimal performance.
- Keep out of reach of children and pets.

PACKAGE CONTENTS

Verify that all items are present in your package:



This image displays the Matast C16 wireless earbuds, their charging case, a USB-C charging cable, and the user manual, illustrating the complete package contents.

- Wireless Earbuds (L/R)
- Super Portable Charging Case with LED Power Display
- USB-C Fast Charging Cable
- User Manual
- Eartips (S, M, L sizes)

PRODUCT OVERVIEW

Familiarize yourself with the components of your Matast C16 Wireless Earbuds:



A detailed view of the Matast C16 wireless earbuds, showcasing their ergonomic design with ear hooks and the compact charging case with a digital display.

- **Earbuds:** Left and Right earbuds with integrated ear hooks and touch control areas.
- **Charging Case:** Portable case for charging and storing earbuds, featuring an LED digital display for battery status.
- **USB-C Port:** Located on the charging case for power input.
- **LED Indicators:** On earbuds and case to show charging status and connection.

SETUP

1. Charging the Case and Earbuds

Before first use, fully charge the charging case and earbuds.

1. Connect the provided USB-C cable to the charging port on the case and a power source.
2. The LED digital display on the case will show the battery percentage, flashing during charging.

3. Place the earbuds into the charging case. The earbuds will automatically begin charging, indicated by their LED lights.
4. A full charge for the case takes approximately 1.5 hours. Earbuds provide up to 8 hours of playback per charge, and the case can recharge them six times for a total of 60 hours of playtime.

LONG BATTERY LIFE

1.5hrs
Case charging Time

8hrs
Earbuds Playtime

50hrs
with Charging Case

Charge Case Power

Left and Right Earbud Power

USB-C Charging Port

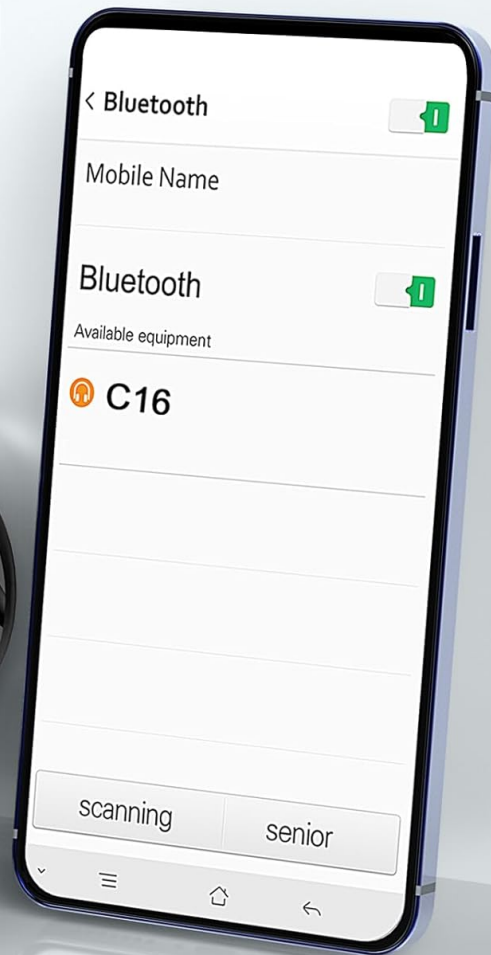
This image highlights the Matast C16 earbuds' long battery life, showing 1.5 hours for case charging, 8 hours of earbud playtime, and 50 hours total with the charging case. It also depicts the USB-C charging port and LED displays for charge levels.

2. Pairing with Your Device

The earbuds utilize Bluetooth 5.4 for a stable and efficient connection.

1. Open the charging case. The earbuds will automatically power on and enter pairing mode.
2. On your device (smartphone, tablet, etc.), enable Bluetooth and search for available devices.
3. Select "C16" from the list of found devices to connect.
4. Once paired, the earbuds will automatically reconnect to the last paired device when removed from the case.

One Step Pairing



Auto Connection



Long Transmission

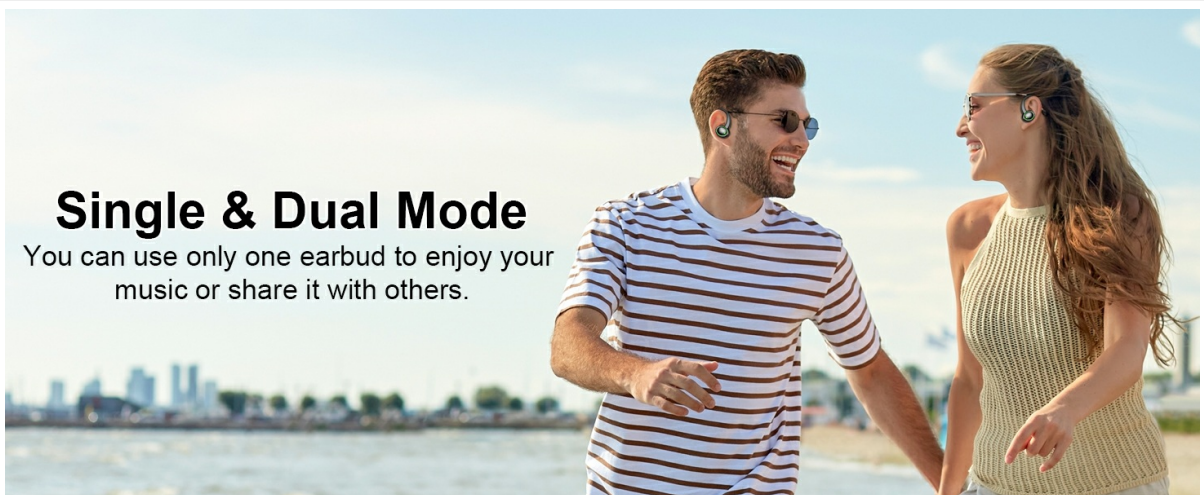


Stable Connection

This image illustrates the simple one-step pairing process of the Matast C16 earbuds, showing the earbuds in their open case and a smartphone screen displaying 'C16' as an available Bluetooth device for connection.

Single & Dual Mode

You can use only one earbud to enjoy your music or share it with others.



This image emphasizes the upgraded Bluetooth 5.4 technology for high transmission and low latency, alongside automatic pairing and wide compatibility with various devices like smartphones, tablets, and laptops.

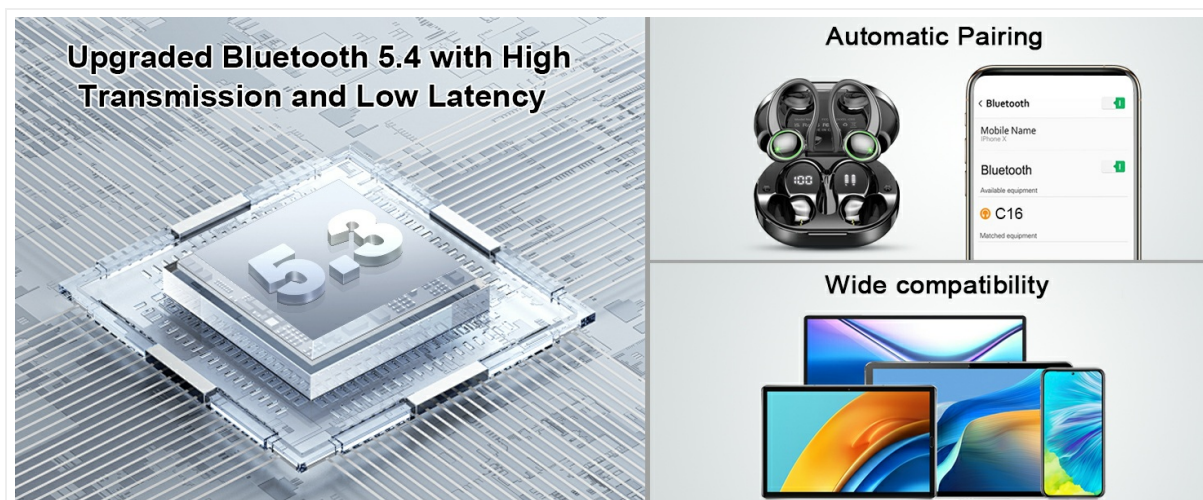
3. Wearing the Earbuds

For optimal sound quality and comfort, ensure a secure fit.

1. Choose the correct size ear tips (S, M, L) for your ears.
2. Place the ear hook over your ear.
3. Gently insert the earbud into your ear canal.
4. Rotate the earbud slightly to find a comfortable and secure angle.



This image illustrates the Matast C16 earbuds' design for sports and comfortable fit, featuring flexible ear hooks and showing the three sizes of ear tips (S, M, L) for customization.

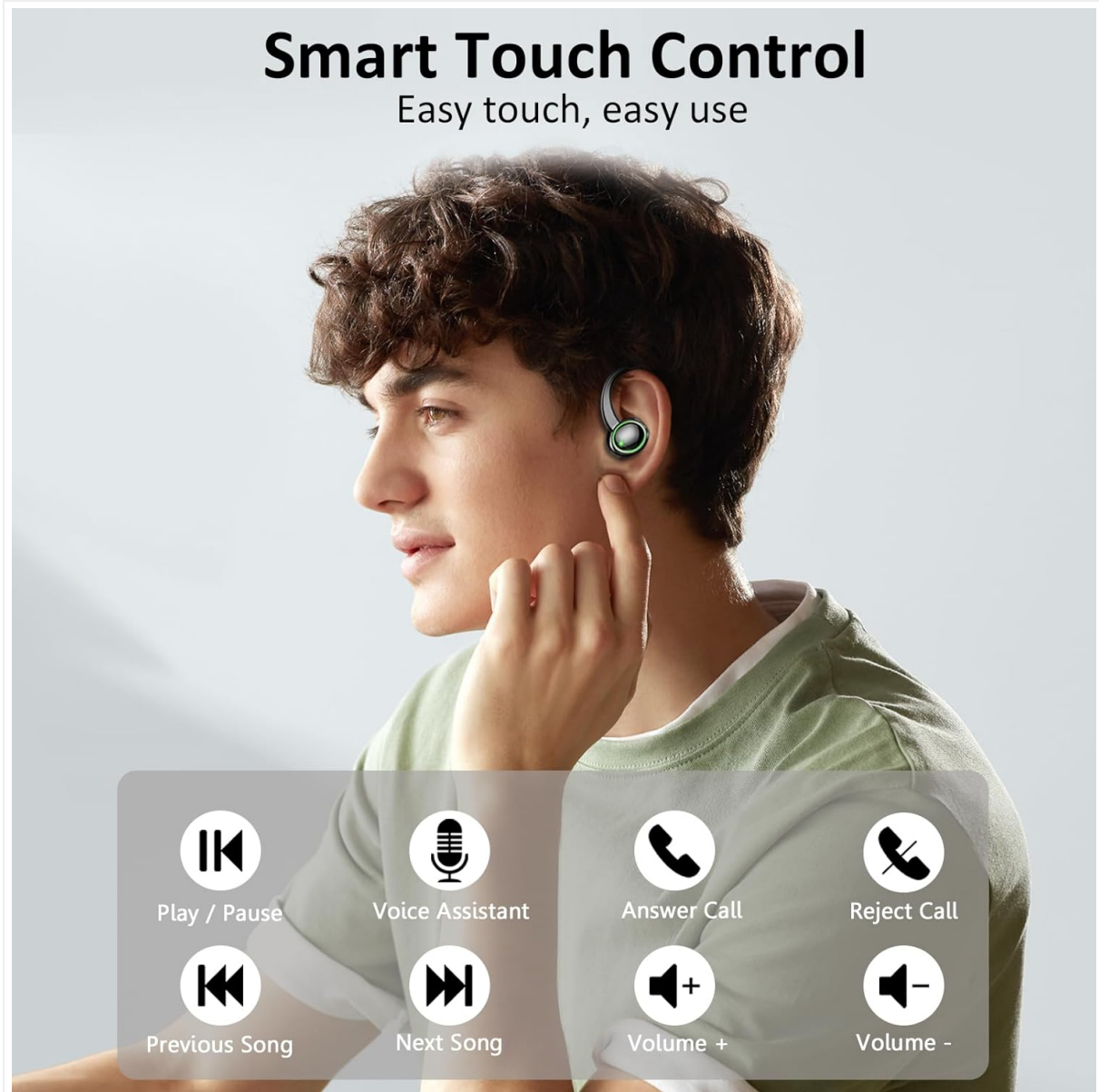


This image provides a visual guide on how to wear the earbuds for a secure and comfortable fit, showing three steps: placing the ear hook, inserting the earbud, and rotating for adjustment.

OPERATING THE EARBUDS

1. Touch Controls

The Matast C16 earbuds feature intuitive touch controls on each earbud. The functions are as follows:



This image illustrates the various touch control gestures for the Matast C16 earbuds, including single tap for play/pause, double tap for switching songs, and long press for volume adjustment, call management, and voice assistant activation.

Action	Function
Single Tap (L/R)	Play/Pause music, Answer Call
Double Tap (L/R)	Switch Song (Left: Previous, Right: Next)
Triple Tap (L/R)	Activate Voice Assistant
Press and Hold for 2s (L/R)	Reject/Hang Up Call, Volume - (Left), Volume + (Right)

2. Single and Dual Mode

The earbuds support both single and dual-earbud usage.

- **Dual Mode:** Use both earbuds for immersive stereo sound.
- **Single Mode:** Use only one earbud (left or right) for mono audio. This is useful for awareness of surroundings or extending total listening time by alternating earbuds. Simply take one earbud out of the case; the other can remain in the case or be turned off.



This image demonstrates the flexibility of the Matast C16 earbuds, allowing users to enjoy music in either single mode (using one earbud) or dual mode (using both earbuds for stereo sound).

MAINTENANCE

Proper maintenance ensures the longevity and performance of your earbuds.

- **Cleaning:** Regularly clean the earbuds, ear tips, and charging contacts with a soft, dry, lint-free cloth. Do not use harsh chemicals or abrasive materials.
- **Storage:** When not in use, store the earbuds in their charging case to protect them from dust and damage.
- **Water Resistance:** The earbuds are IP7 waterproof, making them resistant to sweat, rain, and accidental water exposure. However, they are not designed for swimming or submersion. Ensure earbuds are dry before placing them back in the charging case.

IP7 WATERPROOF & SWEATPROOF

Superior protection in rain/sweating/exercise/workouts



This image emphasizes the IP7 waterproof and sweatproof capabilities of the Matast C16 earbuds, indicating their superior protection against rain, sweat, and during exercise or workouts.

TROUBLESHOOTING

If you encounter issues, refer to the following common problems and solutions:

Earbuds not pairing:

Ensure Bluetooth is enabled on your device. Make sure the earbuds are charged and out of the case. Try forgetting the device in your Bluetooth settings and re-pairing.

Only one earbud working:

Place both earbuds back into the charging case, close the lid, then open it again. Ensure both earbuds are charged. Check your device's audio settings to ensure mono audio is not enabled.

Earbuds not charging:

Ensure the charging cable is securely connected to both the case and power source. Check if the charging contacts on the earbuds and case are clean and free of debris. Verify the charging case has power.

Poor sound quality:

Ensure the earbuds are properly seated in your ears and you are using the correct size ear tips. Clean

any earwax or debris from the earbud nozzles. Move closer to your connected device to avoid interference.

Touch controls unresponsive:

Ensure your fingers are clean and dry. Try restarting the earbuds by placing them in the case and taking them out again.

SPECIFICATIONS

Key technical specifications for the Matast C16 Wireless Earbuds:

Feature	Detail
Model Name	C16
Connectivity Technology	Wireless (Bluetooth 5.4)
Bluetooth Range	15 Meters
Audio Driver Type	Dynamic Driver
Audio Driver Size	13 Millimeters
Frequency Range	18Hz-25kHz
Battery Life (Earbuds)	8 Hours
Total Playtime with Case	60 Hours
Charging Time (Case)	1.5 Hours
Water Resistance Level	IP7 Waterproof
Control Type	Touch Control
Noise Control	ENC Noise Cancelling (for calls)
Ear Placement	In Ear with Earhook
Material	Plastic
Item Weight	0.004 ounces (per earbud)

WARRANTY AND SUPPORT

Matast products are designed for reliability and performance. For warranty information or technical support, please refer to the contact details provided on the product packaging or visit the official Matast website. Please retain your proof of purchase for any warranty claims.