



Manuals.plus /

› Holoswim /

› Holoswim 2GO Smart Swim Goggles User Manual: AR Display, AI Data Analysis, IPX8 Waterproof

Holoswim 2GO

Holoswim 2GO Smart Swim Goggles User Manual

Model: 2GO

1. INTRODUCTION

Welcome to the Holoswim 2GO Smart Swim Goggles user manual. These goggles are designed to enhance your swimming experience with real-time data display, advanced AI data analysis, and stroke recognition. This manual provides essential information for setting up, operating, maintaining, and troubleshooting your device.



Image: Holoswim 2GO Smart Swim Goggles alongside a smartphone displaying synchronized swim data, illustrating the real-time tracking and app integration capabilities.

2. IMPORTANT SAFETY INFORMATION

- **Usage Limitation:** These smart swimming goggles are not suitable for individuals with farsightedness or myopia exceeding 600°. Consult an eye care professional if you have concerns.
- **Waterproof Rating:** The goggles are IPX8 waterproof, suitable for continuous immersion in water under specified conditions. Ensure charging port is dry before charging.
- **Cleaning:** Use only recommended cleaning methods to preserve anti-fog and anti-fingerprint coatings.

3. SETUP AND FITTING

3.1 Package Contents

Your Holoswim 2GO package should include:

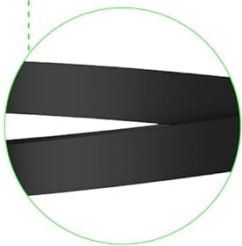
- Holoswim 2GO Smart Swim Goggles
- Multiple sizes of flexible nasal bridges

- Magnetic charging cable
- Storage case

3.2 Adjusting the Fit

Proper fit is crucial for comfort and performance. The 2GO goggles feature an upgraded structural design for enhanced stability and comfort.

- **Nose Bridge:** Select the nasal bridge that provides a snug, comfortable seal without excessive pressure. The package includes 9 sizes of flexible nose bridges to accommodate various facial structures.
- **Straps:** Adjust the wider straps for a secure yet comfortable fit around your head. The upgraded fit-wing structure and Eye Stabilizer contribute to a more stable and face-fitting design.
- **3D Silicone Rings:** The 3D silicone rings are designed to fit the skin well and reduce the probability of leakage.



Wider straps

More comfortable to wear



Upgraded fit-wing structure

Enhance the stability of the goggle



9 sizes of flexible nasal bridges

Increased compatibility with different face shapes

Image: Detailed view of the Holoswim 2GO Goggles highlighting wider straps, upgraded fit-wing structure, and a selection of 9 flexible nasal bridge sizes for customized fitting.

Eye-Stabilizer

More stable and face-fitting design



Image: Close-up of the Holoswim 2GO Goggles demonstrating the Eye-Stabilizer feature, designed for a more stable and face-fitting experience.

3.3 Charging the Goggles

Before first use, fully charge your Holoswim 2GO goggles. Use the provided magnetic charging cable.

1. Ensure the charging contacts on the goggles and the cable are dry and clean.
2. Attach the magnetic charging cable to the charging port on the goggles. It will snap into place.
3. Connect the USB end of the cable to a standard USB power adapter (not included) or a computer USB port.
4. The LED indicator on the goggles will show charging status. Refer to the device's display for battery level.

Magnetic Charging IPX8 Level Waterproof



Safer for underwater use

Image: The Holoswim 2GO Goggles connected to its magnetic charging cable, illustrating the IPX8 waterproof design and charging mechanism.

3.4 App Synchronization

To unlock the full potential of your Holoswim 2GO goggles, download and synchronize with the Holosport APP.

1. Download the "Holosport" app from your device's app store.
2. Follow the in-app instructions to create an account and pair your goggles via Bluetooth.
3. Configure your personal goals, swim type, and schedule within the app to create personalized training plans.

4. OPERATING INSTRUCTIONS

4.1 Real-time Data Display

The Holoswim 2GO goggles feature an AR holographic resin light waveguide technology, providing a clear, real-time display of your swim data directly on the lens.

- **Displayed Data:** View distance, pace, laps, and timer directly during your swim.
- **Adjusting Performance:** Use the real-time feedback to adjust your swimming performance on the go.

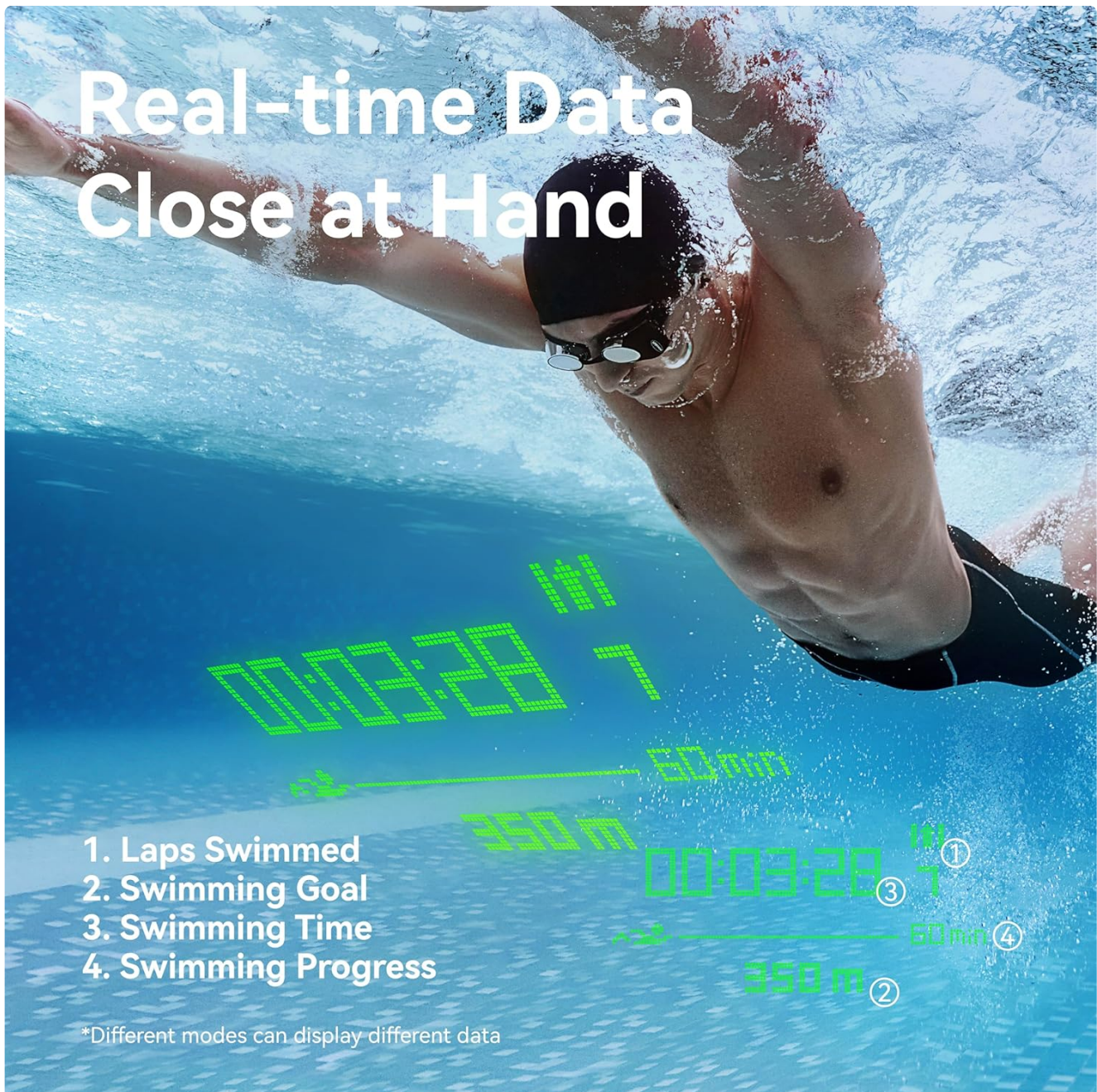


Image: A swimmer underwater wearing Holoswim 2GO Goggles, with real-time data such as laps, swimming goal, time, and progress displayed via AR technology.

4.2 Scientific Data Analysis & Stroke Recognition

Equipped with a high-accuracy head motion sensor and advanced AI algorithms, the goggles recognize various swimming strokes and provide detailed analysis.

- **Stroke Recognition:** The goggles recognize 5 swimming strokes (Freestyle, Breaststroke, Butterfly, Medley, Backstroke) with high accuracy, including turns and rests.
- **Post-Swim Analysis:** After each swim, synchronize your data with the Holosport APP. The app will analyze 12 swimming data points to generate an exclusive swim report.

Online Synchronized Data AI Intelligent Analysis

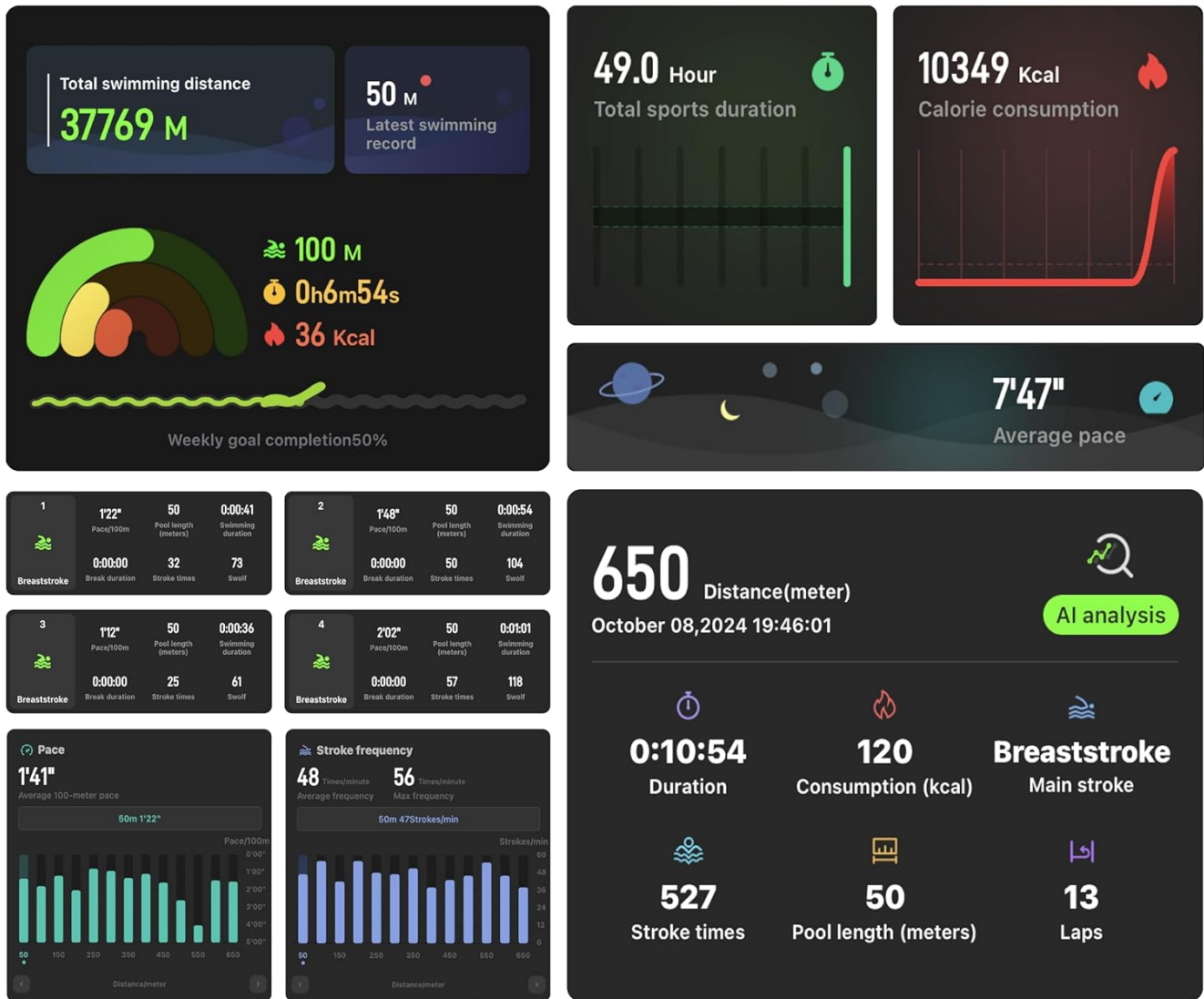


Image: Screenshot of the Holosport App displaying comprehensive swim data analysis, including total distance, calories, pace, and stroke details.

4.3 Personalized Training Plans

Create and follow customized training programs through the Holosport APP.

1. Set your personal goals, swim type, and schedule in the app.
2. The personalized training plan will sync to your goggles, allowing you to monitor your progress in real-time.
3. Receive AI data reports including time, speed, distance, laps, stroke frequency, strokes, and calorie consumption.

Let AR Swim Goggles Become Your Accompanying Coach



Image: The Holoswim 2GO Goggles displaying various training plan metrics such as warm-up, last lap, rest times, and overall plan progress, acting as an accompanying coach.

4.4 Incoming Call Reminder

When connected to your smartphone (within 50 meters), the goggles can display incoming call reminders, ensuring you don't miss important communications.



Image: A swimmer viewing an incoming call reminder displayed on the Holoswim 2GO Goggles lens, with a smartphone showing the call interface.

5. MAINTENANCE AND CARE

5.1 Anti-fog Lenses

The 2GO swimming goggles feature TUV Rheinland certified anti-fog, anti-fingerprint, and wipe-resistant coating for clear vision.

- **Cleaning:** Gently rinse the lenses with clean, cool water after each use. Do not wipe the inner surface of the lenses with a cloth or your fingers, as this can damage the anti-fog coating.
- **Storage:** Store the goggles in their protective case when not in use to prevent scratches and damage to the lenses.

GENERAL ANTI-FOG LENS

TUV ANTI-FOG LENS



✘ others

✔ Holoswim 2 Go

-Rheinland Certified TUV Anti-Fog Material
-1000+ Anti-Scratch Tests
-Anti-Fingerprint technology

Image: A visual comparison demonstrating the superior clarity of Holoswim 2GO's TUV Rheinland certified anti-fog lens compared to a general anti-fog lens.

5.2 General Cleaning

- Rinse the entire goggle unit with fresh water after each swim.
- Allow the goggles to air dry completely before storing them.
- Avoid exposing the goggles to direct sunlight or high temperatures for extended periods.

6. TROUBLESHOOTING

Problem	Possible Cause	Solution
Goggles not turning on	Low battery; Device malfunction	Charge the goggles fully. If problem persists, contact customer support.
Data not syncing to app	Bluetooth disconnected; App issue	Ensure Bluetooth is enabled on your phone and goggles are paired. Restart app and goggles.
Lenses fogging up	Anti-fog coating compromised; Improper cleaning	Rinse with cool water only. Avoid wiping inner lenses. Ensure proper storage.
Goggles leaking	Improper fit; Damaged seal	Adjust straps and nose bridge for a snug fit. Ensure 3D silicone rings are properly seated. Inspect for damage.
Display not clear	Water droplets on lens; Coating issue	Ensure lenses are clean and free of water droplets. If persistent, contact support.

7. SPECIFICATIONS

Model: Holoswim 2GO

Brand: Holoswim

Display Technology: AR Holographic Resin Light Waveguide

Field of View (FOV): 25°

Resolution: 128*64

Waterproof Rating: IPX8

Anti-fog: TUV Rheinland Certified Anti-fog, Anti-fingerprint, Wipe-resistant coating

Sensors: High-accuracy head motion sensor

AI Algorithms: For data analysis and 5-stroke recognition

Connectivity: Bluetooth (for Holosport APP synchronization)

Nose Bridges: 9 flexible sizes included

Dimensions: Approximately 8.27 x 5.91 x 3.94 inches (Package)

Weight: Approximately 3.17 ounces (Package)

Department: Unisex

Origin: Imported

8. WARRANTY INFORMATION

Please refer to the warranty card included with your product or visit the official Holoswim website for detailed warranty terms and conditions. Keep your proof of purchase for warranty claims.

9. CUSTOMER SUPPORT

For technical assistance, troubleshooting, or general inquiries, please contact Holoswim customer support:

Email: service2@holoswim.com

Online: Visit the official Holoswim website or their Amazon Brand Store for FAQs and additional resources.