

## SYKIARIOL 10-Drawer Rolling Storage Cart

# SYKIARIOL 10-Drawer Rolling Storage Cart with Wooden Tabletop

Model: 10-Drawer Rolling Storage Cart (Black)

## 1. INTRODUCTION

---

Thank you for choosing the SYKIARIOL 10-Drawer Rolling Storage Cart. This versatile utility cart is designed to provide efficient and organized storage for various items in your home, office, classroom, or craft room. Its durable construction and mobile design offer convenience and functionality.

This manual provides essential information for the safe and proper assembly, operation, and maintenance of your new storage cart. Please read it thoroughly before use and retain it for future reference.

## 2. SAFETY INSTRUCTIONS

---

- Always assemble the cart on a flat, stable surface to prevent tipping.
- Ensure all screws and fasteners are securely tightened before use.
- Do not overload the drawers or the wooden tabletop. Refer to the 'Specifications' section for weight limits.
- Distribute weight evenly across drawers to maintain stability.
- Lock the wheels when the cart is stationary to prevent unintended movement.
- Keep small parts and packaging materials away from children to prevent choking hazards.
- Avoid placing hot items directly on the wooden tabletop without protection.

## 3. SETUP AND ASSEMBLY

---

The SYKIARIOL 10-Drawer Rolling Storage Cart is designed for easy assembly. Please follow the detailed instructions provided in the packaging. Ensure all components are present before beginning assembly.




## GARAGE





## LIVING ROOM




## BEDROOM



Lockable 

Flexible 

Super Quiet 

# EASY TO MOVEMENT

Can Be Moved To Anywhere Easily

Figure 3.1: Assembly instructions and dimensions of the cart. The overall dimensions are 15.55"D x 12.60"W x 37.76"H.

### Key Assembly Steps:

1. Unpack all components and verify against the parts list.
2. Attach the metal frame sections using the provided hardware. Pay attention to the orientation of parts as indicated by labels.
3. Secure the wooden tabletop to the top of the frame.
4. Install the 360° swivel wheels to the base of the cart. Ensure two of the wheels are lockable and positioned correctly for easy access.
5. Slide the 10 plastic drawers into their designated slots on the frame.

Your browser does not support the video tag.

Video 3.1: An official product video demonstrating the assembly process and various uses of the 10-drawer rolling cart, highlighting its organizational benefits.

## 4. OPERATING INSTRUCTIONS

Your SYKIARIOL 10-Drawer Rolling Storage Cart is designed for ease of use and mobility.

#### 4.1 Using the Drawers

- Each drawer features an ergonomic handle for easy pulling and pushing.
- The drawers are designed with smooth rails and an anti-drop mechanism to prevent them from accidentally falling out when fully extended.
- Organize items by category or frequency of use for quick access.



Figure 4.1: Detail of the wooden tabletop, smooth drawer tracks, and the double fasten feature ensuring drawer stability. Drawers are shown holding office supplies.

#### 4.2 Moving the Cart

- The cart is equipped with four 360° swivel wheels for effortless movement across various floor types.
- To move the cart, ensure the lockable wheels are disengaged.
- To secure the cart in a stationary position, engage the locks on the two lockable wheels.


# SYKIARIOL

# VS

# OTHERS



✓ High Load Bearing



✗ Low Load Bearing



✓ Thick & Solid



✗ Thin & Transparent



✓ Ergonomic Handle



✗ Uncomfortable Handle

Figure 4.2: Illustration of the cart's flexible and lockable wheels, demonstrating its easy movement and stability. The image also shows the cart in various environments like a garage, living room, and bedroom.

## 5. MAINTENANCE

Regular maintenance will ensure the longevity and optimal performance of your storage cart.

- **Cleaning the Frame and Drawers:** Wipe down the alloy steel frame and plastic drawers with a soft, damp cloth and mild soap. Avoid abrasive cleaners or harsh chemicals that could damage the finish.
- **Cleaning the Wooden Tabletop:** Clean the wooden tabletop with a soft, damp cloth. For spills, wipe immediately. Avoid prolonged exposure to moisture.
- **Wheel Maintenance:** Periodically check the wheels for any debris (hair, lint) that might hinder smooth rolling. Clean as necessary.
- **Fastener Check:** Occasionally check all screws and fasteners to ensure they remain tight. Retighten if loose.

## 6. TROUBLESHOOTING

If you encounter any issues with your SYKIARIOL 10-Drawer Rolling Storage Cart, please refer to the following

common solutions:

Problem	Possible Cause	Solution
Cart does not roll smoothly.	Wheels are locked or obstructed by debris.	Unlock the wheels. Remove any hair, lint, or debris from the wheel casters.
Drawers are difficult to open or close.	Drawer overloaded or misaligned.	Reduce the weight in the drawer. Ensure the drawer is properly seated on its rails. Check for any obstructions.
Cart feels unstable or wobbly.	Loose fasteners or uneven weight distribution.	Check and tighten all assembly screws. Redistribute items in the drawers to balance the weight.
Drawer falls out when pulled.	Anti-drop mechanism not engaged or damaged.	Ensure the drawer is correctly installed on its rails. If the mechanism is damaged, contact support.

## 7. SPECIFICATIONS

---

- **Overall Dimensions:** 15.55"D x 12.60"W x 37.76"H
- **Drawer Dimensions:** 12.6"D x 10.9"W x 2.76"H
- **Material:** Alloy Steel frame, Wood tabletop, Plastic drawers
- **Item Weight:** 8.39 Kilograms
- **Tabletop Weight Capacity:** Up to 33 pounds
- **Drawer Weight Capacity:** Up to 11 pounds per drawer
- **Wheels:** 4 x 360° Swivel Wheels (2 lockable)



Figure 7.1: Visual comparison emphasizing the high load-bearing capacity (11 lbs per drawer), thick and solid construction, and ergonomic handle design of the drawers.

## 8. WARRANTY AND SUPPORT

---

Your SYKIARIOL 10-Drawer Rolling Storage Cart comes with detailed assembly instructions to assist you. While specific warranty details are not provided in this manual, SYKIARIOL is committed to customer satisfaction.

If your item arrives damaged in any way, or if you have any questions or require assistance with your product, please do not hesitate to contact our customer support team. We are here to help.