

Indesit IN2FD14BNP80W

Indesit IN2FD14BNP80W Freestanding Dishwasher User Manual

Model: IN2FD14BNP80W | Brand: Indesit

INTRODUCTION

This manual provides essential information for the safe and efficient use of your Indesit IN2FD14BNP80W freestanding dishwasher. Please read these instructions carefully before installation and operation, and keep them for future reference.



Image: Front view of the Indesit IN2FD14BNP80W freestanding dishwasher, showing the control panel and door.

SETUP AND INSTALLATION

The Indesit IN2FD14BNP80W is a freestanding dishwasher designed for easy placement in your kitchen. Ensure the appliance is level and securely positioned before connecting to water and power supplies.

Dimensions and Placement:

- **Width:** 60 cm
- **Depth:** 59 cm
- **Height:** 85 cm
- **Weight:** 43.1 kg

Allow adequate space around the dishwasher for ventilation and door opening. Connect the water inlet hose to a cold water tap and the drain hose to a suitable drain point, ensuring no kinks. The appliance requires a 220 Volt power supply.



Image: Side view of the Indesit IN2FD14BNP80W dishwasher, illustrating its freestanding design and dimensions.



Image: The Indesit IN2FD14BNP80W dishwasher positioned within a kitchen, demonstrating its freestanding installation.

OPERATING INSTRUCTIONS

Your dishwasher is designed for efficient cleaning of up to 14 place settings. The control panel features a knob for program selection and buttons for additional functions.

Loading the Dishwasher:

Proper loading ensures optimal cleaning results. Place larger items in the lower rack and smaller, more delicate items in the upper rack. Ensure spray arms can rotate freely.



Image: Interior of the dishwasher showing the upper and lower racks, ready for loading.



Image: A top-down view of the dishwasher's interior, demonstrating how dishes can be arranged in the racks for effective washing.

Available Programs:

- **Eco 50°:** The most efficient program for normally soiled dishes in terms of water and energy consumption.
- **Intensive 65°:** For heavily soiled dishes.
- **Mixed 55°:** For mixed loads with varying soil levels.
- **Fast and Clean 28' 45°:** A quick wash cycle for lightly soiled dishes without dried-on food residues. No drying phase.
- **Pre-wash:** A short rinse cycle for dishes to be washed later.
- **Push & Go:** A short wash and dry cycle for clean and shiny dishes with a single button press, no pre-washing required.

Special Functions:

- **Delayed Start:** Allows you to delay the start of the wash program by 2, 4, or 8 hours.

MAINTENANCE AND CARE

Regular maintenance ensures the longevity and optimal performance of your dishwasher.

Cleaning the Filter System:

The dishwasher features a removable filter system that should be cleaned regularly to prevent blockages and ensure effective washing. Refer to the detailed instructions in the full user manual for proper removal and cleaning procedures.



Image: Close-up of the dishwasher's interior base, highlighting the removable filter system for maintenance.

Salt and Rinse Aid:

Check and refill dishwasher salt and rinse aid dispensers as needed. These are crucial for preventing limescale and ensuring streak-free drying.

Exterior Cleaning:

Wipe the exterior surfaces with a soft, damp cloth. Avoid abrasive cleaners.

TROUBLESHOOTING

If your dishwasher is not functioning correctly, consult the following common issues before contacting service.

- **Dishwasher does not start:** Check if the door is fully closed, the power cord is plugged in, and the circuit breaker has not tripped.
- **Dishes are not clean:** Ensure proper loading, check detergent dispenser, clean filters, and verify spray arm rotation.
- **Water not draining:** Check for blockages in the drain hose or filter system.
- **Unusual noises:** May indicate improper loading or foreign objects in the pump area.

For more detailed troubleshooting steps or persistent issues, refer to the comprehensive user manual provided with your appliance or contact Indesit customer support.

TECHNICAL SPECIFICATIONS

Model Name	IN2FD14BNP80W
Form Factor	Freestanding
Dimensions (WxDxH)	60 cm x 59 cm x 85 cm
Weight	43.1 kg
Capacity	14 Place Settings
Energy Efficiency Class	D
Noise Level	44 Decibel
Voltage	220 Volt
Energy Consumption (per cycle)	1.4 kWh
Material	Steel
Color	White
Control Type	Knob
Special Feature	Removable Filter
Included Components	Power cable
Country of Origin	Poland

WARRANTY INFORMATION

For specific warranty terms and conditions, please refer to the official documentation provided with your Indesit IN2FD14BNP80W dishwasher at the time of purchase. Manufacturer warranties typically cover defects in materials and workmanship for a specified period.

Regarding returns and defective products purchased through Amazon, please consult Amazon's return policy pages:

- [Amazon Return Policy](#) (General returns within 30 days)
- [Defective or Damaged Products](#)
- [Marketplace Purchases Information](#)

Note: The provided links are placeholders for Amazon's help pages. Please verify the exact URLs on Amazon's website for the most current information.

CUSTOMER SUPPORT

For further assistance, technical support, or to inquire about spare parts, please contact Indesit customer service or visit their official website.

- **Indesit Official Website:** [www.indesit.com](#) (General placeholder, specific country site may vary)
- **Indesit Store on Amazon:** [Visit the Indesit Store](#)


When contacting support, please have your appliance model number (IN2FD14BNP80W) and serial number ready.

Related Documents - IN2FD14BNP80W




[Indesit Dishwasher Quick Start Guide - Setup & Programs](#)

Learn how to set up and operate your Indesit dishwasher with this quick guide. Includes instructions for salt and rinse aid, program table, loading racks, and cleaning tips for optimal performance.




[Indesit Dishwasher Quick Guide: Setup, Programs, Maintenance & Troubleshooting](#)

Comprehensive guide for Indesit dishwashers, covering setup, operation, maintenance, troubleshooting, and program details. Learn about salt and rinse aid filling, detergent dispensing, program selection, rack loading, cleaning procedures, and problem-solving.




[Indesit Dishwasher Quick Guide: Setup, Operation, and Troubleshooting](#)

A concise and accessible guide for Indesit dishwashers, covering essential setup, program selection, options, loading tips, maintenance, and common troubleshooting solutions. Optimized for search engines.



[Indesit Tumble Dryer: Quick Guide, Programs, Options, and Maintenance](#)

Comprehensive quick guide and user manual for Indesit tumble dryers. Covers control panel functions, daily operation, various drying programs and options, essential cleaning and maintenance procedures, and detailed troubleshooting steps. Includes energy consumption data and product support information.



[Indesit UI6 F2T W Upright Freezer: Quick Start Guide](#)

Quick start guide for the Indesit UI6 F2T W upright freezer. Learn about its controls, functions like Party Mode and Eco Night, and how to handle alarms. Features a detailed component list and operational tips.



(i) **Indesit**