

TZJZ K2

TZJZ Automatic Dog Barking Control Device K2 User Manual

Model: K2

1. INTRODUCTION

Thank you for choosing the TZJZ Automatic Dog Barking Control Device K2. This device is designed to help manage excessive dog barking by emitting safe and harmless ultrasonic sounds. Please read this manual carefully before use to ensure proper operation and maximize the device's effectiveness.

2. PRODUCT OVERVIEW

2.1 Key Features

- **Automatic Bark Detection:** The device automatically detects dog barking and emits ultrasonic sound.
- **Safe Ultrasonic Technology:** Emits high-pitched ultrasound that is harmless to humans and dogs.
- **Adjustable Frequencies:** Three levels (20KHz, 22KHz, 24KHz) to suit different dog sizes and temperaments.
- **Adjustable Monitoring Range:** Three modes (15ft, 30ft, 50ft) for various environments.
- **Durable and Waterproof:** IPX4 waterproof rating, anti-smashing, weatherproof design for indoor and outdoor use.
- **Rechargeable Battery:** Built-in 1500mAh lithium battery provides long working and standby times.

2.2 Package Contents

- 1 x TZJZ Automatic Dog Barking Control Device
- 1 x USB Charging Cable
- 1 x Wrist Strap
- 1 x User Manual (this document)

2.3 Device Components

Not Suitable for Below

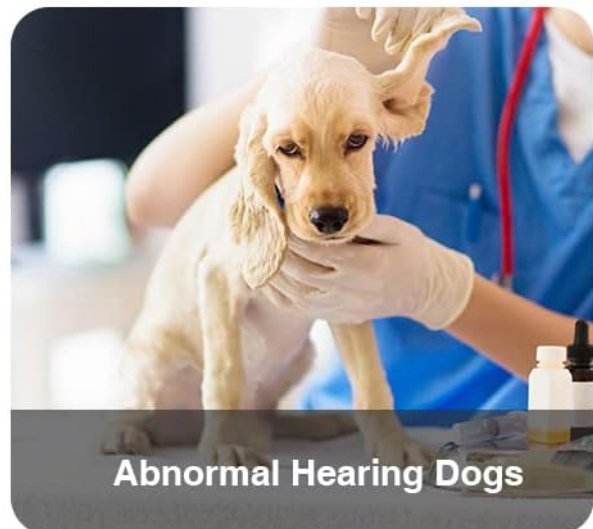



Image: Overview of the TZJZ K2 device, highlighting its components including the frequency switch, charging interface, sensitivity dial, hung hole, ultrasonic speakers, LED light, and mode selection.

1. Frequency Selection Dial
2. USB Charging Interface
3. Sensitivity Adjustment Dial
4. Hung Hole (for hanging)
5. Ultrasonic Speaker
6. LED Indicator Light
7. Microphone
8. Mode Selection Switch

3. IMPORTANT SAFETY INFORMATION

To ensure the safety and effectiveness of the device, please observe the following:

- Do not use this device on dogs under 6 months or over 8 years of age.
- This device is not recommended for dogs with abnormal hearing, aggressive temperaments, or those that are easily agitated.
- Avoid using the device in excessively noisy environments, as this may reduce its effectiveness.

- For optimal results, use one device per barking dog. Using a single device for two or more barking dogs simultaneously may not be effective.
- Ensure there are no physical obstructions (e.g., walls, solid barriers) between the device and the dog, as these can block the ultrasonic signal.

Product Details



Image: Visual guide indicating unsuitable conditions for device use, including noisy places, multiple dogs, aggressive dogs, dogs under 6 months or over 8 years, and dogs with abnormal hearing.

4. SETUP

4.1 Charging the Device

Before first use, fully charge the device. Connect the provided USB cable to the charging interface on the device and to a USB power source (e.g., USB socket, power bank, computer, USB plug). A full charge typically takes approximately 5 hours. Ensure the output current of the charger is no more than 2A.

USB Charging

Built-in
1500mAh
Lithium Battery

Charging:
5 hours

Working:
30 days

Standby:
60 days



USB Socket



Power Bank



Computer



USB Plug



Image: The TZJZ K2 device being charged via USB, showing various compatible power sources like a USB socket, power bank, computer, and USB plug. It also indicates charging time (5 hours), working time (30 days), and standby time (60 days).

4.2 Device Placement


Place or hang the device in an area where it can effectively detect barking and where there are no obstructions between the device and the dog. The device can be placed indoors or outdoors due to its waterproof design.



House



Dog House



Tree



Garden Fence

Image: Examples of suitable placement for the TZJZ K2 device, including inside a house, on a dog house, hanging from a tree, or mounted on a garden fence, demonstrating its versatility for different environments.

5. OPERATING INSTRUCTIONS

5.1 Power On/Off

Locate the power switch on the device and slide it to the 'ON' position to power on. Slide it to 'OFF' to power off.

5.2 Frequency Selection

Adjust the frequency level using the dial on the device according to your dog's size and temperament. Refer to the table below:

Level	Frequency	Apply For
1	20KHz	Large Dog
2	22KHz	Docile Dog
3	24KHz	Small Dog

Fit All Size & Breeds Dogs



3 Adjustable Frequencies

Level	Frequency	Apply for
1	20KHZ	Large and Naughty Dog
2	22KHZ	Docile Dog
3	24KHZ	Small Dog



6 Months



8 Years

Image: The TZJZ K2 device illustrating its three adjustable frequency levels (20KHz, 22KHz, 24KHz) and their recommended application for large, docile, and small dogs, respectively. It also shows the recommended age range for dogs (6 months to 8 years).

5.3 Monitoring Range Selection

Select the desired monitoring range using the mode selection switch. This determines the distance at which the device will detect barking.

Mode	Range	Application
1	15 feet (4.6m)	Your dog
2	30 feet (9m)	Your dog
3	50 feet (15m)	Neighbor's dog

3 Monitoring Distance

Automatic Detection Barking and Emitting Ultrasonic



Mode 1	(Your Dog)		15FT/4.6M
Mode 2	(Your Dog)		30FT/9M
Mode 3	(Neighbor's Dog)		50FT/15M

Image: The TZJZ K2 device demonstrating its three monitoring distance modes: Mode 1 (15ft/4.6m) for your dog, Mode 2 (30ft/9m) for your dog, and Mode 3 (50ft/15m) for a neighbor's dog, indicating automatic detection and ultrasonic emission.

5.4 Automatic Operation

Once powered on and settings are selected, the device will automatically detect dog barking within the chosen range. Upon detection, it will emit a safe ultrasonic sound. The sound will cease automatically once the barking stops.

Use Ultrasonic to Stop Dog Barking



- Train puppies not to bark
- 100% safe for human and dogs
- Automatic detection dog barks
- Automatic emitting & stopping ultrasonic



Image: A dog looking at the TZJZ K2 device, which is shown emitting ultrasonic waves. Text highlights that the device uses ultrasonic sound to stop dog barking, is 100% safe for humans and dogs, automatically detects barks, and automatically emits and stops ultrasonic sound.

6. MAINTENANCE

6.1 Cleaning

Wipe the device with a soft, dry cloth. Do not use abrasive cleaners, solvents, or harsh chemicals, as these may damage the device.

6.2 Water Resistance

The device has an IPX4 waterproof rating, meaning it is resistant to splashing water from any direction. It is suitable for outdoor use in various weather conditions. However, do not submerge the device in water.

6.3 Battery Care

Recharge the device when the battery indicator shows low power. Avoid completely draining the battery frequently to prolong its lifespan.

7. TROUBLESHOOTING

If you encounter issues with your TZJZ Automatic Dog Barking Control Device, please refer to the following common solutions:

- **Device not activating:**

- Ensure the device is powered on and fully charged.
- Check that the dog is within the selected monitoring range.
- Verify there are no obstructions (walls, furniture) blocking the device's line of sight to the dog.
- Confirm the dog does not fall into the 'not advised' categories (age, temperament, hearing issues).

- **Device activates but dog continues barking:**

- Adjust the frequency level to match your dog's size and temperament. Some dogs may respond better to different frequencies.
- Increase the monitoring range if the dog is at the edge of the current setting.
- Ensure the environment is not excessively noisy, which can interfere with the device's effectiveness.
- Some dogs may require a training period (e.g., 2 weeks) to associate the ultrasonic sound with their barking.
- If using for multiple dogs, consider using additional devices.

- **Short battery life:**

- Ensure the device is fully charged for 5 hours.
- Frequent activation in a very noisy environment or with a constantly barking dog may reduce battery life.

8. SPECIFICATIONS

Feature	Detail
Model Number	K2
Manufacturer	TZJZ
Battery Type	Built-in 1500mAh Lithium Battery
Charging Time	Approx. 5 hours
Working Time	Up to 30 days
Standby Time	Up to 60 days
Dimensions	13.2 x 9.3 x 8.2 cm (5.1 x 3.6 x 3.2 inches)
Weight	250 g (0.55 lbs)
Waterproof Rating	IPX4
Frequency Levels	20KHz, 22KHz, 24KHz
Monitoring Range	15 ft, 30 ft, 50 ft

9. WARRANTY AND SUPPORT

9.1 Warranty Information

The TZJZ Automatic Dog Barking Control Device K2 comes with a **1-year warranty** from the date of purchase, covering manufacturing defects and malfunctions under normal use.

9.2 Return Policy

We offer a **30-day unconditional return policy**. If you are not satisfied with your purchase within 30 days, you may return it for a full refund.

9.3 Customer Support

For any questions, issues, or warranty claims, please contact TZJZ customer service. We are committed to providing support and will offer a full refund or replacement if you encounter any problems with your device.

Thank you for choosing TZJZ.