

StrucToys 19IOFV0944RGGJOR

StrucToys Metal Fox Model Set - 3D Assembly Manual

MODEL: 19IOFV0944RGGJOR

Brand: StrucToys

1. Introduction

Thank you for purchasing the StrucToys Metal Fox Model Set. This 3D metal puzzle kit provides an engaging assembly experience, resulting in a detailed mechanical fox model with movable joints and magnetic light features, along with a magnetic cane switch accessory. This manual provides comprehensive instructions for assembly, operation, maintenance, and troubleshooting to ensure a rewarding experience.

2. Safety Information

- **Age Recommendation:** This model set is recommended for individuals aged 16 and above due to the complexity and small parts involved.
- **Small Parts Warning:** The kit contains numerous small parts. Keep out of reach of young children to prevent choking hazards.
- **Sharp Edges:** Some metal components may have sharp edges. Handle with care during assembly to avoid injury.
- **Tools:** Use appropriate assembly tools as instructed. Improper tools may damage parts or cause injury.
- **Magnets:** The kit includes magnets. Keep magnets away from electronic devices, pacemakers, and other sensitive items.

3. Package Contents

Please verify that all components listed below are present in your package before beginning assembly:

- Mechanical Fox Assembly Kit (339 pieces)
- Magnet Cane Switch Assembly Kit
- Detailed Instruction Manuals (for Fox and Magnet Cane)
- Assembly Tools (as specified in the manual)



Image: Overview of the package contents, including organized metal parts and instruction manuals.

4. Setup and Assembly

The StrucToys Metal Fox Model Set consists of two main parts: the Fox Model and the Magnet Cane Switch. Both require assembly. Follow the detailed instructions provided in the included manuals for each component.

4.1. Fox Model Assembly

The Fox Model assembly is rated as medium difficulty and typically takes 5-8 hours to complete. The model features 4 movable joints, allowing for various poses, and includes 3 magnetic light components for different visual effects.



Image: The assembled Fox Model with key specifications.

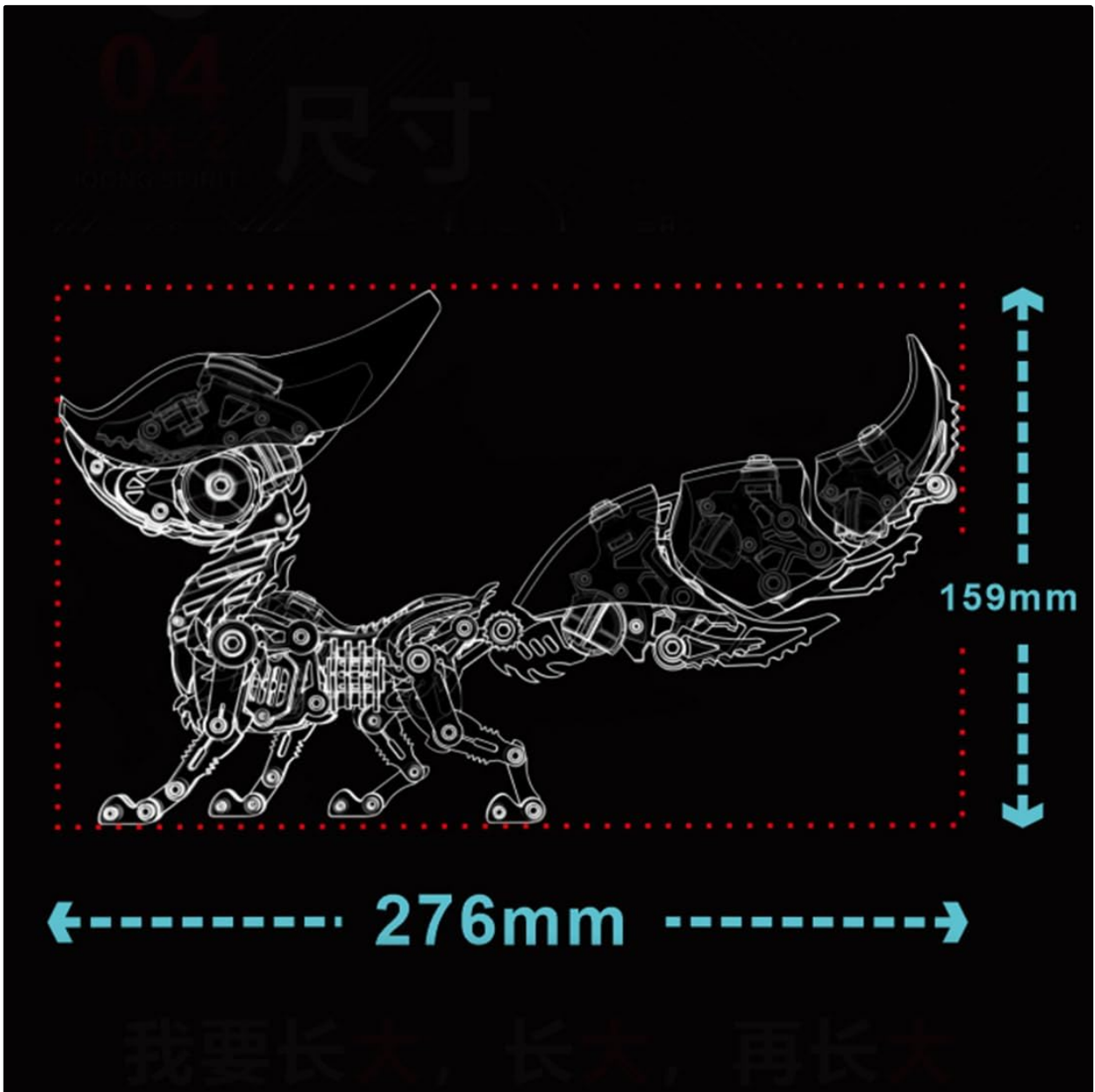


Image: Dimensional drawing of the Fox Model.

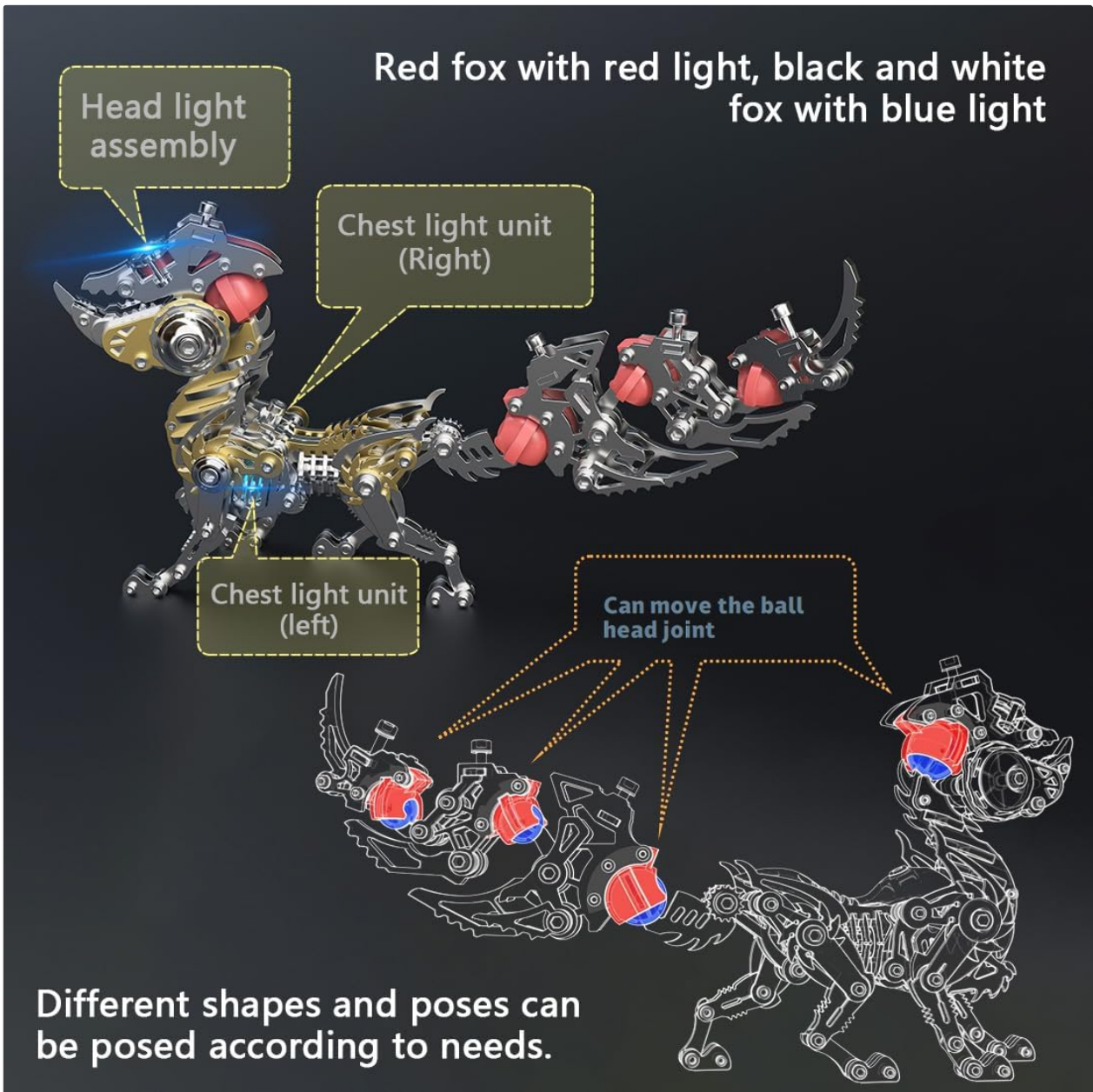


Image: Diagram detailing the light components and movable joints of the Fox Model.




Image: Assembly diagram versus the finished Fox Model.

4.2. Magnet Cane Switch Assembly

The Magnet Cane Switch assembly is rated as simple difficulty and typically takes approximately 0.5 hours, depending on individual skill. This accessory is designed to interact with the magnetic light features of the Fox Model.



Image: The assembled Magnet Cane Switch.

5. Operating Instructions

Once assembled, the Fox Model offers interactive features:

- **Magnetic Lights:** The Fox Model is equipped with 3 magnetic light components. Use the Magnet Cane Switch to activate and cycle through various lighting modes. Refer to the specific Fox Model instruction manual for detailed steps on light operation.
- **Movable Joints:** The model features 4 movable joints. Carefully adjust these joints to achieve different poses and visual effects. Avoid excessive force to prevent damage.



Image: Different color variations of the Fox Model showcasing their illuminated magnetic lights.




Image: Close-up of the Fox Model's head with its magnetic light activated.

6. Maintenance

- **Cleaning:** Use a soft, dry cloth to gently wipe dust from the model. Avoid using abrasive cleaners or solvents, which can damage the finish.
- **Storage:** Store the model in a dry, cool place away from direct sunlight and extreme temperatures to prevent material degradation.
- **Handling:** Handle the assembled model with care, especially when adjusting movable parts, to avoid accidental breakage.

7. Troubleshooting

- **Parts Not Fitting:** Ensure you are using the correct parts for each step as indicated in the manual. Some parts may require gentle pressure to fit. Do not force components.
- **Lights Not Working:** Check the connections of the magnetic light components. Ensure they are properly seated and that the Magnet Cane Switch is being used correctly to activate them.
- **Loose Joints:** If joints become loose over time, refer to the assembly manual to identify the specific

connection point and re-secure it if possible.

- **Missing Parts:** If you discover any missing parts upon opening the package, please contact StrucToys customer support with your purchase details.

8. Specifications

Feature	Detail
Brand	StrucToys
Model Number	19IOFV0944RGGJOR
Material	Metal + Plastic
Assembly Difficulty (Fox)	Medium
Assembly Time (Fox)	5-8 hours
Assembly Difficulty (Magnet Cane)	Simple
Assembly Time (Magnet Cane)	0.5 hours
Fox Model Dimensions (Assembled)	10.87 × 6.26 × 3.27 inches (276 × 159 × 83 mm)
Magnet Cane Dimensions (Assembled)	3.15 × 0.79 × 0.59 inches
Number of Pieces	339
Movable Joints	4
Magnetic Light Components	3
Recommended Age	16+
Item Weight	697 Grams

9. Warranty and Support

For any questions, concerns, or support regarding your StrucToys Metal Fox Model Set, please refer to the contact information provided in your product packaging or visit the official StrucToys website. Please retain your proof of purchase for warranty claims, if applicable.