

## Xiaomi 15 Ultra

# Xiaomi 15 Ultra User Manual

Model: **15 Ultra** | Brand: **Xiaomi**

## 1. INTRODUCTION

---

This manual provides essential information for setting up, operating, maintaining, and troubleshooting your new Xiaomi 15 Ultra smartphone. Please read this guide thoroughly to ensure optimal performance and longevity of your device.



Figure 1.1: Xiaomi 15 Ultra Smartphone Overview

## 2. SETUP

---

### 2.1. Unboxing and Initial Inspection

Carefully remove all components from the packaging. Verify that all items listed below are present and undamaged.

- Xiaomi 15 Ultra Smartphone
- Power Adapter
- SIM Tray Ejector

### 2.2. Initial Charging

Before first use, fully charge your Xiaomi 15 Ultra. Connect the provided power adapter to the device and a

power outlet. The device supports **90W Hypercharge** for rapid charging.

### 2.3. SIM Card Installation

1. Locate the SIM card tray on the side of the device.
2. Insert the SIM tray ejector tool into the small hole next to the tray and press gently until the tray pops out.
3. Place your Nano-SIM card(s) onto the tray with the gold contacts facing down.
4. Carefully reinsert the tray into the device.

### 2.4. Power On and Initial Configuration

Press and hold the power button until the Xiaomi logo appears. Follow the on-screen instructions to complete the initial setup, including language selection, Wi-Fi connection, and Google account setup. Your device runs on **Android 15 OS** with **Xiaomi HyperOS**.

# 200MP Ultra-telephoto

## See What Others Dont



XIAOMI 15 Ultra



100mm f/2.6 1/678s ISO6400



XIAOMI 15 Ultra



100mm f/2.6 1/350s ISO800

Figure 2.1: Key Features of Xiaomi 15 Ultra

## 3. OPERATING YOUR DEVICE

### 3.1. Display Features

The Xiaomi 15 Ultra features a **6.73-inch WQHD+ AMOLED display** with an impressive **3200 nits ultra-brightness**, ensuring clear visibility even under direct sunlight. The **Always-active display** keeps essential information visible without excessive battery drain.

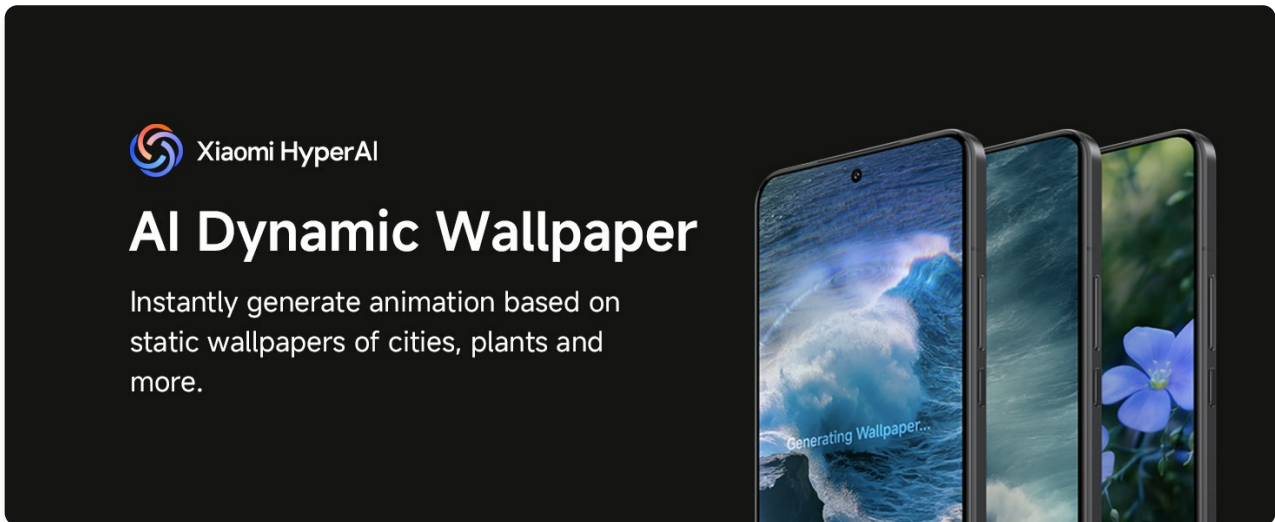


Figure 3.1: Always-active Display

### 3.2. Performance

Powered by the flagship **Snapdragon 8 Elite 3nm processor**, the device offers groundbreaking performance. It is coupled with fast **UFS 4.1 Storage** and **LPDDR5X RAM** for extreme speed and efficiency. The proprietary **Xiaomi 3D Dual channel IceLoop** cooling system effectively manages device temperatures during peak performance.

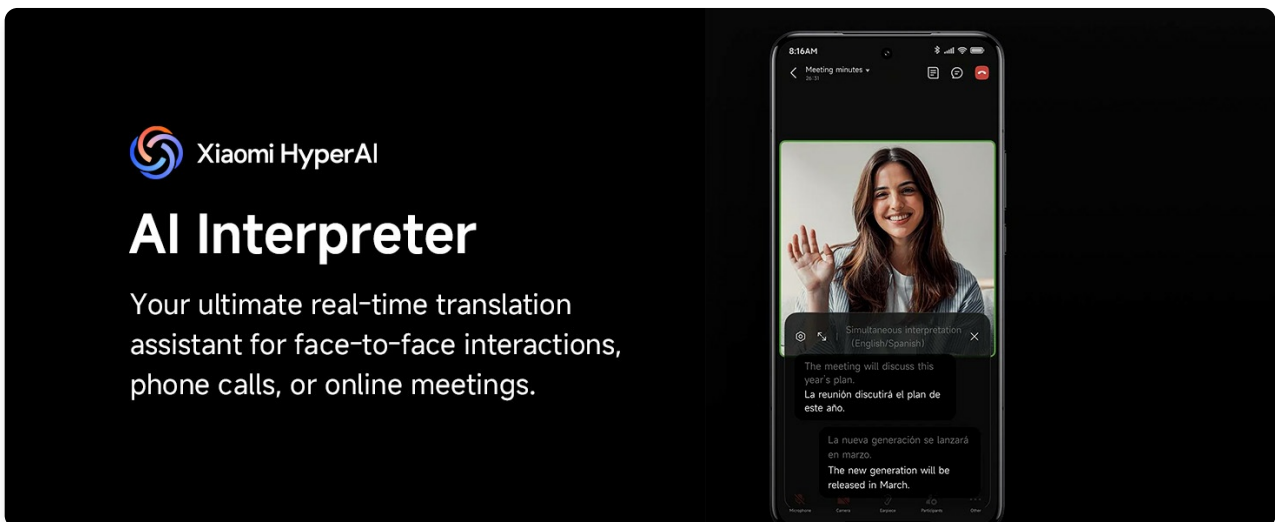


Figure 3.2: Ultra-heat Dissipation System

### 3.3. Camera System

The Xiaomi 15 Ultra features a professional-grade **Leica-Quad Camera setup**:

- **Leica 23mm HDR main camera** with a **LYT 900 1-inch sensor** for stunning night captures.

- Leica 14mm Ultra-wide camera.
- Leica 70mm Floating telephoto.
- Leica 100mm Ultra-telephoto with **200MP** resolution for incredible zoom capabilities.

The device supports **4K 120FPS recording** for cinematic slow-motion videos.



Figure 3.3: Leica-Quad Camera Setup



## Relentless Power

With the industry-leading Snapdragon® 8 Elite Mobile Platform with a 3nm manufacturing process and the Oryon CPU, Xiaomi 15 Ultra is made only for those who know how to unleash it.

Figure 3.4: Brilliance at All Focal Lengths

Your browser does not support the video tag.

Video 3.1: Official Product Overview of Xiaomi 15 Ultra, highlighting its features and design.

### 3.4. HyperAI Features

Experience enhanced intelligence with Xiaomi HyperAI, offering a suite of AI-powered functionalities:

- **AI Writing:** Summarize articles, organize notes, and spellcheck emails.
- **AI Search:** Understands your words to help you find content efficiently.
- **AI Interpreter:** Real-time translation for face-to-face interactions, phone calls, or online meetings.
- **AI Speech Recognition:** Automatically converts speech to text, recognizes speakers, generates summaries, and translates.
- **AI Dynamic Wallpaper:** Instantly generates animations based on static wallpapers.

The device also integrates with **Google Gemini Live**, allowing you to chat with Gemini, your personal AI assistant.



AI Writing

AI Search

AI Interpreter

AI Speech Recognition

AI Dynamic Wallpaper



Circle to Search  
with Google

Figure 3.5: Xiaomi HyperAI Capabilities

### 3.5. Security

The Xiaomi 15 Ultra features an **In-display Ultrasonic Fingerprint Sensor** for fast and secure unlocking.

### 3.6. Battery Management

Equipped with a large **5410mAh high-density battery**, the device provides extended usage. The **90W Hypercharge support** allows for quick recharging.

## 4. MAINTENANCE

---

### 4.1. Durability and Protection

The Xiaomi 15 Ultra is **IP68 rated** for water and dust resistance, and protected by **Xiaomi Shield Glass 2.0**. It features a high-strength aluminum frame for enhanced durability.




Figure 4.1: Ultra-durability Features

## 4.2. Software Updates

Regularly check for and install system updates to ensure your device has the latest features, security patches, and performance improvements. Updates are typically found in the device's settings menu under 'About phone' or 'System update'.

## 4.3. Cleaning Your Device

Use a soft, lint-free cloth to clean the screen and body of your phone. Avoid using abrasive materials or harsh chemicals that could damage the finish or coatings.

# 5. TROUBLESHOOTING

---

This section addresses common issues you might encounter with your Xiaomi 15 Ultra. For more complex problems, please refer to the official Xiaomi support website or contact customer service.

## 5.1. Common Issues and Solutions

- **Device not powering on:** Ensure the battery is charged. Connect to the power adapter and wait a few minutes before attempting to power on again.
- **Screen unresponsive:** Try restarting the device by holding the power button for about 10-15 seconds. If the issue persists, a factory reset might be necessary (back up your data first).
- **Poor network connectivity:** Check if airplane mode is off. Restart the device. Verify your SIM card is properly inserted. Contact your network provider if the issue continues.
- **Apps crashing or freezing:** Clear the cache of the problematic app in Settings > Apps. Ensure the app is updated to its latest version.
- **Battery draining quickly:** Reduce screen brightness, disable unnecessary background apps, turn off Wi-Fi/Bluetooth/GPS when not in use. Check battery usage in settings to identify power-hungry apps.

# 6. SPECIFICATIONS

Feature	Description
Operating System	Android 15
Product Dimensions	16.13 x 7.53 x 0.95 cm
Item Weight	229 g
RAM Memory Installed Size	16 GB
Memory Storage Capacity	512 GB
Connectivity Technologies	Bluetooth, Wi-Fi, Infrared, USB, NFC
Special Features	Fast Charging Support, In-display Ultrasonic Fingerprint Sensor, Wireless Charging, Water Resistant
Display Resolution	1440 x 3200 (WQHD+)
Battery Power Rating	5410 Milliamp Hours
Phone Talk Time	40.51 Hours
Color	Silver Chrome
Manufacturer	Xiaomi
Country of Origin	India


## 7. WARRANTY AND SUPPORT

Your Xiaomi 15 Ultra comes with a **Standard Brand Warranty**. For specific terms and conditions, please refer to the warranty card included in your product packaging or visit the official Xiaomi support website.

Additionally, protection plans such as **Mi Complete Protect (1 year)** and **Screen Damage Protection for 1 year** may be available for purchase to provide extended coverage against accidental and liquid damage.

# Xiaomi 15 Ultra

CO-ENGINEERED WITH 



Xiaomi Care Plan  
Worth ₹7,999\*

## Plan Coverage

- Any kind of Accidental & Liquid damage to Xiaomi mobile handsets
- 1 claim during the plan term (One time deductible applicable - ₹350 + GST)
- 12 Months coverage from date of product purchase

\*T&C apply

Figure 7.1: Xiaomi Care Plan Overview

## 7.1. Customer Support

For technical assistance, service requests, or further inquiries, please contact Xiaomi customer support through their official channels. Keep your product's serial number or IMEI handy for faster service.