

Manuals+

[Q & A](#) | [Deep Search](#) | [Upload](#)

[manuals.plus](#) /

- › [Hisense](#) /
- › [Hisense 40-Inch Class A4 Series FHD 1080p Smart Fire TV User Manual](#)

Hisense 40A4NF

Hisense 40-Inch Class A4 Series FHD 1080p Smart Fire TV User Manual

Model: 40A4NF

INTRODUCTION

This user manual provides comprehensive instructions for setting up, operating, maintaining, and troubleshooting your Hisense 40-Inch Class A4 Series FHD 1080p Smart Fire TV. Please read this manual thoroughly before using your television to ensure proper operation and to maximize your viewing experience.



Front view of the Hisense 40-Inch Class A4 Series FHD 1080p Smart Fire TV.

1. Unboxing and Package Contents

Carefully remove all items from the packaging. Ensure all components are present:

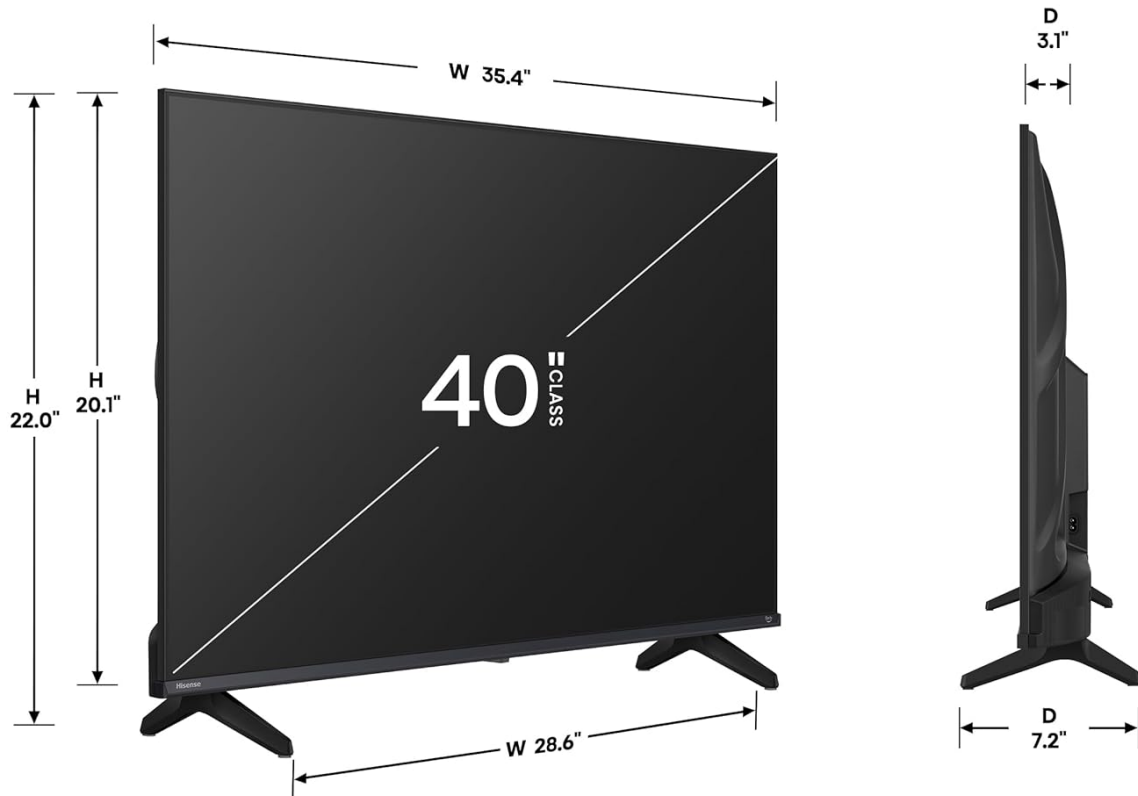
- Hisense 40-Inch Smart Fire TV
- Power Cable
- Remote Control (2 AAA batteries included)
- TV Stand (2 pieces)
- Quick Setup Guide

2. Stand Installation (Optional)

If you are not wall-mounting your TV, attach the included stands:

1. Place the TV face down on a soft, clean surface to prevent scratches.
2. Align each stand with the corresponding screw holes on the bottom of the TV.
3. Secure each stand with the provided screws.

FULLHD A4



VESA Wall Mount Size:

100x100 mm (M6)



Product Weight

With stand: 10.6 lbs

Without stand: 10.4 lbs



Diagram showing TV dimensions and stand attachment points.

3. Connecting Power and Inputs

Connect the power cable to the TV and a wall outlet. Connect your external devices (cable box, gaming console, Blu-ray player) to the appropriate input ports (HDMI, USB, Antenna) on the back of the TV.



Close-up view of the Hisense TV's input ports, including HDMI, USB, and antenna connections.

4. Initial Setup and Network Connection

Upon first power-on, the TV will guide you through the initial setup process, including language selection, network connection (Wi-Fi), and Fire TV account login. A stable internet connection is required for smart features.

1. Remote Control Functions

The included remote control allows full navigation and control of your Fire TV. Insert the two AAA batteries as indicated in the battery compartment.

Press & ask | alexa

Shorter than a shortcut.



The Hisense Fire TV remote control with dedicated buttons for streaming services and Alexa voice control.

2. Fire TV Interface Navigation

The Fire TV interface provides easy access to streaming apps, live TV, and settings. Use the directional pad and select button on your remote to navigate. The home screen displays recommended content and your installed applications.

TV that gets you.



Subscriptions may be required. Feature and content availability may vary.

The Fire TV home screen displaying various streaming applications and content recommendations.

3. Alexa Voice Control

Press and hold the Alexa button on your remote to activate voice commands. You can ask Alexa to find content, launch apps, control volume, check the weather, and more.

4. Picture and Sound Settings

Access the settings menu to customize your viewing and listening experience:

- **Full HD Resolution:** Enjoy crisp, clear content with the 1080p High-Definition LCD screen and Full Array LED backlight.
- **DTS Virtual:X:** Enhance your audio with crystal clarity, easy-to-hear dialogue, and realistic surround sound without additional speakers.
- **Natural Color Enhancer:** Experience vibrant and true-to-life colors, making nature scenes appear as in real life.
- **Game Mode:** Reduce input lag to 16ms for a smoother gaming experience.
- **AI Sports Mode:** Optimizes picture and sound for sports content, reducing blur and enhancing crowd and commentator voices.

FHD Resolution

See the details, crisp and clear



FHD Resolution

Explanation of Full HD Resolution, highlighting crisp and clear details.

DTS Virtual: X

Feel the vibe with
immersive TV audio

dts x **Dolby Audio**

Visual representation of DTS Virtual:X, emphasizing immersive TV audio.

Natural Color Enhancer

At one with nature



Image demonstrating the effect of Natural Color Enhancer on screen colors.

Game Mode

Climb the leaderboard



Game Mode

Graphic illustrating Game Mode, designed to reduce input lag for competitive gaming.

AI Sports Mode

Stadium-level entertainment



Image depicting AI Sports Mode, which enhances visuals and audio for sports broadcasts.

MAINTENANCE

1. Cleaning Your TV

To clean the screen, gently wipe with a soft, lint-free cloth. For stubborn marks, dampen the cloth with a small amount of water or a screen cleaner specifically designed for electronics. Do not spray liquid directly onto the screen. For the TV casing, use a soft, dry cloth.

2. Software Updates

Your Fire TV will automatically check for and install software updates when connected to the internet. Ensure your TV remains connected to Wi-Fi for optimal performance and access to the latest features and security enhancements.

TROUBLESHOOTING

If you encounter issues with your Hisense Fire TV, refer to the following common problems and solutions:

| Problem | Possible Solution |
|--------------------------------|---|
| No Power | Check if the power cable is securely connected to both the TV and the wall outlet. Try a different outlet. Ensure the power indicator light is on. |
| No Picture / Distorted Picture | Verify the correct input source is selected. Check all cable connections (HDMI, antenna). Try restarting the TV by unplugging it for 30 seconds and plugging it back in. |
| No Sound / Low Sound | Increase the volume. Check if Mute is active. Ensure external audio devices (soundbars, receivers) are properly connected and powered on. Check audio settings in the TV menu. |
| Remote Control Not Responding | Replace the batteries in the remote. Ensure there are no obstructions between the remote and the TV. Try re-pairing the remote if it's a Bluetooth remote (refer to Quick Setup Guide). |
| Cannot Connect to Wi-Fi | Ensure your Wi-Fi router is on and working. Re-enter the Wi-Fi password carefully. Try restarting your router and the TV. Move the TV closer to the router if possible. |

SPECIFICATIONS

| Feature | Detail |
|-------------------------|--|
| Brand | Hisense |
| Model Number | 40A4NF |
| Screen Size | 40 Inches |
| Display Technology | FHD 1080p, LCD, LED |
| Resolution | 1080p |
| Refresh Rate | 60 Hz |
| Operating System | Fire TV |
| Special Features | Alexa Built In, Bluetooth 5.0, DTS Virtual: X, Slim Bezel Design, Works with Apple HomeKit / Airplay |
| Connectivity Technology | Bluetooth, HDMI, USB, Wi-Fi |




| Feature | Detail |
|----------------------------|-------------------------|
| Product Dimensions (DxWxH) | 3.1"D x 35.4"W x 20.1"H |
| Item Weight | 10.4 Pounds |
| On-mode power consumption | 70 watts |
| Visible screen diagonal | 40" / 102 cm |




WARRANTY AND SUPPORT

Hisense products are manufactured to the highest quality standards. For warranty information and customer support, please refer to the warranty card included with your product or visit the official Hisense support website. You can also find additional support and FAQs on the [Hisense Brand Store on Amazon](#). For technical assistance or service inquiries, please contact Hisense Customer Service.

© 2025 Hisense. All rights reserved.

Related Documents - 40A4NF

| | |
|---|--|
|  | <p>Hisense Fire TV Quick Setup Guide - Models 32A4NF, 40A4NF, 43A4NF</p> <p>Comprehensive Quick Setup Guide for Hisense Fire TV models. Learn how to install, connect, set up, and troubleshoot your TV with voice control and Alexa integration.</p> |
|  | <p>Toshiba 50-inch C350 Series Fire TV 4K UHD Smart TV (50C350KU) - Features and Specifications</p> <p>Explore the Toshiba 50-inch C350 Series Fire TV (Model 50C350KU). This 4K UHD smart TV offers stunning picture quality with Regza Engine 4K, Dolby Vision HDR, and DTS Virtual:X audio. Features integrated Fire TV, Alexa Voice Remote, and a bezel-less design.</p> |
|  | <p>Hisense AX5140Q Quick Start Manual - Setup and Connections</p> <p>Concise guide to setting up your Hisense AX5140Q soundbar, covering connections via HDMI ARC/eARC, Optical, AUX, and Bluetooth pairing. Includes setup diagrams and important trademark information.</p> |

| | |
|--|---|
|  | <p>Hisense Fire TV Quick Setup Guide: Models 50QD6QF, 85QD6QF Series</p> <p>A comprehensive guide for setting up your Hisense Fire TV. Covers unboxing, stand and wall mount installation, connecting devices, understanding the remote, initial setup, troubleshooting, and product specifications.</p> |
|  | <p>Hisense 50-inch A6G Series 4K UHD Smart Android TV (50A6G) - Features and Specifications</p> <p>Explore the Hisense 50-inch A6G Series 4K UHD Smart Android TV (Model 50A6G). Discover features like 4K Ultra HD, Dolby Vision HDR, Google Assistant, Chromecast built-in, and Auto Low Latency Game Mode. View detailed technical specifications, dimensions, and connectivity options.</p> |
|  | <p>Hisense Fire TV Quick Setup Guide: Installation, Setup, and Specifications</p> <p>Comprehensive quick setup guide for Hisense Fire TV models, covering installation, connecting devices, remote controls, first-time setup, troubleshooting, and product specifications. Includes model details and compliance information.</p> |

Documents - Hisense – 40A4NF


Hisense

A4 Series FHD Fire TV

A4

AVAILABLE SIZES

43" | 40" | 32"



FULL HD

fire tv

Out in the game! The A4 Series smart TV from Hisense is designed for every sports fan and binge watcher. It comes with built-in Wi-Fi and Fire TV for easy and fast searching. With a full HD 1080p high-definition picture, DTS:X surround sound and a voice remote with Alexa built-in, there are so many reasons to love this model.

Full HD Resolution

With a full HD 1080p resolution, 1080p screen, it's full HD 1080p resolution. It comes on even sharper picture quality, delivering more content.

DTS VirtualX

Full HD 1080p of your entertainment with the most advanced sound of DTS VirtualX. It delivers crystal clarity, even for most dialogue, great detail and realistic surround sound to make your game watching even better.

Press and Ask Alexa

Use the Alexa Voice Remote to find your favorite shows and movies. It's also built-in, so you can control your TV with your voice. Manage channels, control your smart home, and more.

Bluetooth Audio

Bluetooth allows you to wirelessly connect audio devices like speakers and headphones to your TV to give you that next-level sound or listen privately for late night viewing.

Fire TV

Get up to the point and the TV to take your favorite apps and content on one place. From sports to movies, from streaming to live events, and the TV you can watch the content.

Slim Bezel Design

Take advantage of a more visible screen area and our gorgeous, ultra-thin design.

dts

fire tv

Bluetooth

Wi-Fi

Amazon Alexa

[Hisense A4 Series FHD Fire TV: Full HD Smart TV with Alexa & Fire TV](#)

Discover the Hisense A4 Series FHD Fire TV, offering Full HD 1080p resolution, DTS:X sound, Alexa voice control, and seamless Fire TV integration. Available in 32, 40, and 43-inch sizes.

lang:en score:21 filesize: 264.79 K page_count: 2 document date: 2025-05-15