

Westgate SL-20W-MCT-BZ-P

Westgate SL-20W-MCT-BZ-P LED Security Light User Manual

Model: SL-20W-MCT-BZ-P | Brand: Westgate

INTRODUCTION

This manual provides detailed instructions for the installation, operation, and maintenance of your Westgate SL-20W-MCT-BZ-P LED Security Light. This high-performance outdoor lighting fixture features a PIR motion sensor and selectable color temperatures, designed to enhance security and illumination for various outdoor applications.

SAFETY INFORMATION

WARNING: To avoid electric shock, fire, or serious injury, read and follow all instructions carefully before installing or operating this fixture.

- Always disconnect power at the circuit breaker before installation or servicing.
- Installation must be performed by a qualified electrician in accordance with all local and national electrical codes.
- Ensure the fixture is properly grounded.
- Do not install on surfaces that are not structurally sound.
- Do not connect to a dimmer switch unless specified as dimmable. This product is dimmable.
- Do not look directly into the LED light source when illuminated.

WHAT'S IN THE BOX

Verify that all components are present before beginning installation:

- Westgate SL-20W-MCT-BZ-P LED Security Light fixture
- LED Lens (pre-installed)
- Mounting hardware (screws, wire nuts, gasket) - *(Assumed, as typical for such products)*
- Instruction Manual (this document)

PRODUCT OVERVIEW AND FEATURES

The Westgate SL-20W-MCT-BZ-P is a robust LED security light designed for outdoor use. Key features include:

- Versatile Color Temperature:** Selectable 3000K (Warm White), 4000K (Cool White), or 5000K (Daylight) to suit your preference.
- PIR Motion Sensor:** 180-degree detection angle for enhanced security.
- Smart Dimming Feature:** Allows 80% dimming or off when no motion is detected.

- **Durable Construction:** IP65 wet location rated, high-impact polycarbonate lens, and dark bronze aluminum finish for harsh weather resistance.
- **High Illumination:** 1900 lumens output with 20W power consumption, offering 95 lm/W efficacy.
- **Long Lifespan:** Rated for 70,000 hours.
- **Wide Voltage Compatibility:** Operates on 100-277V.



Image: Front view of the Westgate SL-20W-MCT-BZ-P LED Security Light, showcasing its dual heads and integrated motion sensor.



Image: Bottom view of the Westgate SL-20W-MCT-BZ-P LED Security Light, highlighting the adjustable control dials for motion sensor settings and color temperature selection.

SETUP AND INSTALLATION

Follow these steps for proper installation of your security light:

1. Prepare for Installation:

- Turn off power at the circuit breaker or fuse box to the junction box where the light will be installed.
- Ensure the mounting surface is clean, dry, and structurally sound.

2. Mounting the Fixture:

- Attach the mounting plate (if separate) to the junction box using the provided screws.
- Feed the electrical wires from the junction box through the center hole of the mounting plate.



Image: Top view of the Westgate SL-20W-MCT-BZ-P LED Security Light, indicating the "UP" mounting orientation for correct sensor function.

3. Wiring Connections:

- Connect the **black** wire from the fixture to the **black** (hot) wire from the junction box using a wire nut.
- Connect the **white** wire from the fixture to the **white** (neutral) wire from the junction box using a wire nut.
- Connect the **green** (or bare copper) ground wire from the fixture to the ground wire from the junction box using a wire nut.
- Carefully tuck all wires into the junction box.



Image: Back view of the Westgate SL-20W-MCT-BZ-P LED Security Light, illustrating the wiring connections (black, white, green/ground) and the "UP" arrow for correct mounting.

4. Secure the Fixture:

- Align the fixture with the mounting plate and secure it with the provided screws. Ensure a tight seal against the mounting surface to prevent water intrusion.

5. Adjust Light Heads:

- Loosen the adjustment screws on the light heads and pivot them to the desired angle for optimal illumination coverage. Tighten screws firmly once adjusted.

6. Restore Power:

- Turn power back on at the circuit breaker.

OPERATING INSTRUCTIONS

Your Westgate LED Security Light features adjustable settings for color temperature, motion sensor sensitivity, and time duration.

1. Color Temperature Selection (MCT)

The fixture allows you to select between three color temperatures: 3000K, 4000K, and 5000K. The switch for this selection is located on the bottom of the base, typically near the motion sensor.

- **3000K:** Warm White, ideal for a cozy, inviting ambiance.
- **4000K:** Cool White, a neutral white light suitable for general outdoor illumination.
- **5000K:** Daylight, a bright, crisp white light for maximum visibility and security.

To change the color temperature, locate the small switch on the underside of the fixture's base and slide it to your desired setting (3K, 4K, or 5K).

2. Motion Sensor Adjustments

The PIR motion sensor has adjustable dials, usually located on the bottom of the sensor unit. These typically control LUX (light sensitivity), TIME (duration), and SENS (motion sensitivity).

- **LUX (Light Sensitivity):**

- Adjusts the ambient light level at which the sensor will activate the light.
- Turn towards the "sun" icon for activation during both day and night.
- Turn towards the "moon" icon for activation only during low light conditions (dusk to dawn).

- **TIME (Duration):**

- Sets how long the light remains on after motion is detected and no further motion is sensed.
- Typically adjustable from a few seconds to several minutes.

- **SENS (Motion Sensitivity):**

- Controls the detection range of the motion sensor.
- Turn clockwise to increase sensitivity and detection range (up to 68 feet).
- Turn counter-clockwise to decrease sensitivity and detection range (down to 19 feet).
- *Note: Maximum sensitivity may cause false triggering from small animals or distant objects.*



Image: Diagram showing the adjustable motion detection zone from 19 to 68 feet and various detection angles (150°, 180°, 240°, 270°).

MAINTENANCE

The Westgate LED Security Light is designed for minimal maintenance. Follow these guidelines to ensure optimal performance and longevity:

- **Cleaning:** Periodically clean the fixture with a soft, damp cloth. Do not use abrasive cleaners or solvents, as they may damage the finish or lens. Ensure power is off before cleaning.
- **Inspection:** Regularly inspect the fixture for any signs of damage, loose wiring, or wear. Address any issues promptly.
- **Lens:** Keep the polycarbonate lens clear of dirt, dust, and debris to maintain optimal light output and motion sensor performance.

TROUBLESHOOTING

If you experience issues with your security light, refer to the following common problems and solutions:

Problem	Possible Cause	Solution
Light does not turn on.	No power; faulty wiring; sensor set to "moon" and it's daytime; sensor malfunction.	Check circuit breaker. Verify wiring connections. Adjust LUX setting towards "sun" icon for testing. Contact support if issues persist.
Light stays on continuously.	Sensor set to test mode; continuous motion in detection zone; faulty sensor.	Check sensor mode. Clear detection zone of obstructions. Adjust SENS setting.
Light turns on and off frequently.	Sensor too sensitive; interference from heat sources (e.g., vents, reflective surfaces).	Reduce SENS setting. Reposition fixture or remove interfering objects.
Detection range is too short/long.	SENS setting incorrect; obstructions.	Adjust SENS dial. Ensure clear line of sight for the sensor.

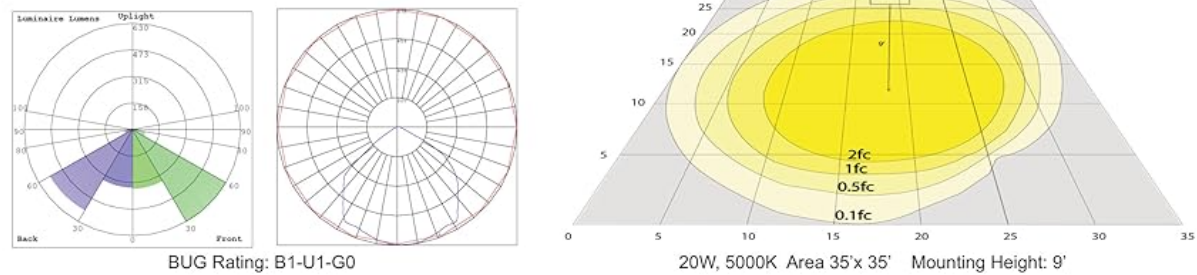
SPECIFICATIONS

Detailed technical specifications for the Westgate SL-20W-MCT-BZ-P LED Security Light:

Attribute	Value
Model Number	SL-20W-MCT-BZ-P
Brand	Westgate
Voltage	100-277V
Wattage	20W
Lumen Output	1900 Lumens
Efficacy	95 lm/W
Color Temperature	3000K / 4000K / 5000K (Selectable)
Color Rendering Index (CRI)	>80
Beam Angle	120 degrees
Lifespan	70,000 Hours
Material	Die-cast Aluminum, Powder Coated
Finish	Dark Bronze
IP Rating	IP65 (Wet Location Rated)
Motion Sensor Angle	180 degrees
Motion Detection Range	Adjustable 19' - 68'
Product Dimensions	9.2"L x 7.2"W x 7"H
Item Weight	2.5 pounds

Attribute	Value
Certifications	FCC Certified

Photometrics: SL-20W-MCT-BZ-P



Other Views:



Image: Diagram detailing electrical, mechanical, lighting, and application specifications for the SL-20W-MCT-BZ-P model.

Product Function Description:

- The motion detection zone is adjustable from 19' -68' by rotating the third dial clockwise. The sensitivity can be adjusted to increase or decrease the detection range if desired. Adjust the sensitivity as needed. Maximum sensitivity may cause false triggering.

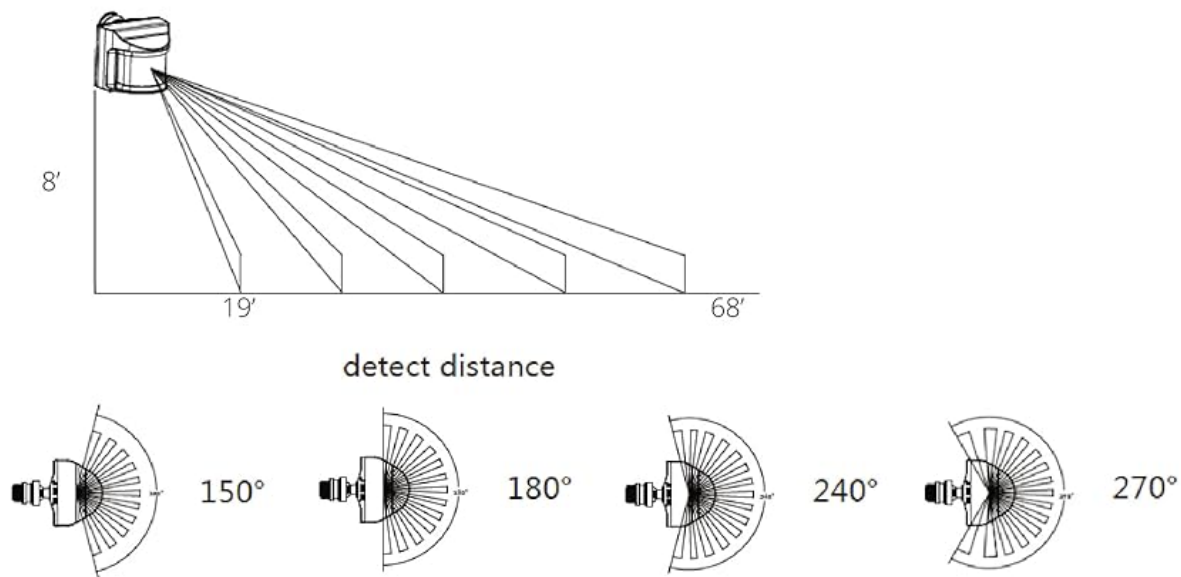


Image: Photometric data and additional views (side, front, back) of the Westgate SL-20W-MCT-BZ-P LED Security Light.

WARRANTY AND SUPPORT

This Westgate LED Security Light is backed by a **7-year warranty** from the date of purchase, covering defects in materials and workmanship under normal use.

For technical support, warranty claims, or general inquiries, please contact Westgate customer service:

- **Phone:** (877) 805-2252
- **Website:** www.westgatemfg.com


Please have your model number (SL-20W-MCT-BZ-P) and date of purchase available when contacting support.

© 2025 Westgate. All rights reserved.

Documents - Westgate – SL-20W-MCT-BZ-P

[\[pdf\]](#) Specifications Warranty

SL 20W MCT BZ P LED Lighting WholesaleSpecifcaton Input voltage 100 277V 50 60Hz Rated load
MAX 350W Detection Range Horizontal 180° Vertical 90°SL 4 12 24ledlightingwholesaleinc v vspfiles
Erythin 24 srsltid AfmBOorg7rY klzsTv9IIWRWaHFiXLWuYPZ1j11mpVT ZBlcsiUEB1i 90°WestGate CCT
Adjustable Security Light w Motion Sensor Bronze Finish Wholesale IncSL 24SL
ZBlcsiUEB1iledlightingwholesaleinc AfmBOoqX W 9xnTEgRhC
07g9zm2iViDnmG82QMMzDG7V5JGk5OoS ZR ||| ||| SL SERIES Outdoor Lighting SL-20W-MCT-BZ-P
LED SECURITY LIGHTS WITH PIR SENSOR Customer Name: Project Name: Note: Type: Selection: 9.2
7 7 1/5 4 1/2 LED Security Light with Double head, base and PIR sensor Dim mode Suitable for Outdoor
appl ||| SL SERIES Outdoor Lighting SL-20W-MCT-BZ-P LED SECURITY LIGHTS WITH PIR SENSOR
Customer Name: Project Name: Note: Type: Selection: 9.2 7 7 1/5 4 1/2 LED Security Light with Double
head, base and PIR sensor Dim mode Suitable for Outdoor appl
SL SERIES Outdoor Lighting **SL-20W-MCT-BZ-P** LED SECURITY LIGHTS WITH
PIR SENSOR Customer Name: Project Name: Note: Type: Selection: 9.2 7 7 1/5 4
1/2 LED Security Light with Double head, base and PIR sensor Dim mode Suitable for
Outdoor applications,Ideal for Ideal for doorway, pathway and...
lang:en **score:35** filesize: 5.9 M page_count: 3 document date: 2024-04-12



[\[pdf\]](#) Specifications Warranty

8354c2255b7af4d1f5f79f953015b933369af8b3ea2ca5262 WESTGATE SL 30W MCT BZ P 10 25 21
gladiatorlighting content |||
SL SERIES SL-30W-MCT-BZ-P LED SECURITY LIGHTS WITH PIR SENSOR
Outdoor Lighting Customer Name: Proj ... y and alleys Great for use with optional
motion sensors or photocell Other Model: 20W 1900LM **SL-20W-MCT-BZ-P** Phone:
877 805-2252 Fax: 877 805-2252 www.westgatemfg.com WG-ZY-Z9-2Z Phot...
lang:en **score:22** filesize: 1.8 M page_count: 3 document date: 2022-01-25



[\[pdf\]](#) Catalog

Catalog LiteStoreUSA 2023 litestoreusa |||

2023 PRODUCT CATALOG LIGHTING WIRING DEVICES POWER DISTRIBUTION
CONTROL GENERATORS POLE MOUNTING SECURITY LIGHT WITH MOTION
SENSOR Wattage: 20W Voltage:100 to 277 Lumens:1900 CRI:80 ITEM # **SL-20W-
MCT-BZ-P** SL-20W-MCT-WH-P COLOR Bronze White ESL VISION CONTRACTOR
AREA LIGHT SERIES Finish...

lang:i-klingon score:11 filesize: 22.5 M page_count: 47 document date: 2023-05-18