

Merryking MK70

Merryking AI Language Translation Earbuds

Model: MK70

INTRODUCTION

The Merryking AI Language Translation Earbuds (Model MK70) are designed to facilitate real-time, two-way communication across multiple languages. These earbuds offer high-precision translation for up to 144 languages and various accents, making them suitable for travel, business, and learning environments. They feature multiple translation modes, high-definition sound quality, and an ergonomic design for comfortable wear.

This manual provides essential information for setting up, operating, maintaining, and troubleshooting your translation earbuds to ensure optimal performance and user experience.

PRODUCT OVERVIEW



Image: The Merryking AI Language Translation Earbuds, black, shown inside their open charging case. The case displays a digital battery percentage of 100% and 'L' and 'R' indicators for the left and right earbuds. The earbuds themselves are sleek and black, with a blue indicator light on one earbud and a blue fingerprint icon on the other, indicating touch control.



Buds with stunning sound

Experience crystal clear sound in all you do, from phone conversations with friends to listening to a new playlist during your morning workout routine.



Image: An illustration highlighting the ultra-long battery life of the earbuds. The charging case is open, showing the earbuds inside, with a graphic indicating 60 hours of total listening time with the charging case and 1.5 hours for a full charge.

The MK70 earbuds are designed for seamless integration into various communication scenarios. Key features include:

- **Multi-language Translation:** Supports 144 languages and accents for real-time, two-way translation.
- **Offline Translation:** Offers offline translation for 8 key languages (Chinese, English, Japanese, Korean, Russian, German, French, Spanish) with an in-app purchase.
- **Multiple Translation Modes:** Includes Free Talk Mode, Offline Mode, Audio Transcription, Photo Translation, Speaker Mode, Touch Mode, and Free Speech Mode.
- **High-Definition Sound:** Provides clear audio for music, calls, and translations.
- **Extended Battery Life:** Up to 4 hours of listening time per charge, with a fast-charging compartment extending total usage.
- **Ergonomic Design:** Comfortable ear-hanging design for prolonged wear.

SETUP

1. Charging the Earbuds and Case

Before initial use, fully charge the earbuds and the charging case.

- Place the earbuds into the charging case.
- Connect the charging case to a power source using the provided USB cable.
- The digital display on the case will show the charging status. Ensure both earbuds and the case are fully charged (100%) before proceeding.

2. Downloading the Companion App

The Merryking AI Language Translation Earbuds require a dedicated mobile application for full functionality, especially for translation features.



Image: A graphic showing "Download the APP on the Mobile Phone" with Apple and Android logos, indicating compatibility with both iOS and Android devices. It instructs users to scan a QR code in the user manual to download the app.

- Scan the QR code found in the physical user manual or search for the "Merryking Translator" app (or similar name as specified in the packaging) on the Apple App Store (for iOS devices) or Google Play Store (for Android devices).
- Download and install the app on your smartphone.

3. Pairing with Your Device

- Open the charging case. The earbuds will automatically enter pairing mode.
- On your smartphone, go to Bluetooth settings and enable Bluetooth.
- Search for available devices and select "Merryking MK70" (or similar name) from the list.
- Once connected, you will hear an audio prompt, and the indicator light on the earbuds may change.
- Open the Merryking Translator app and follow any on-screen instructions to complete the setup.

OPERATING INSTRUCTIONS

Wearing the Earbuds




Image: A close-up diagram illustrating the "C-Bridge Design" of the earbud, highlighting features like "Tight fit," "Bone sound transmission," and a "Windproof Mic." This design aims for comfortable and secure wearing.

The earbuds feature an ergonomic ear-hanging C-bridge design for a secure and comfortable fit. Gently place each earbud over your ear, ensuring the speaker part is positioned correctly in your ear canal.

Translation Modes

The Merryking app offers several translation modes to suit different communication needs:

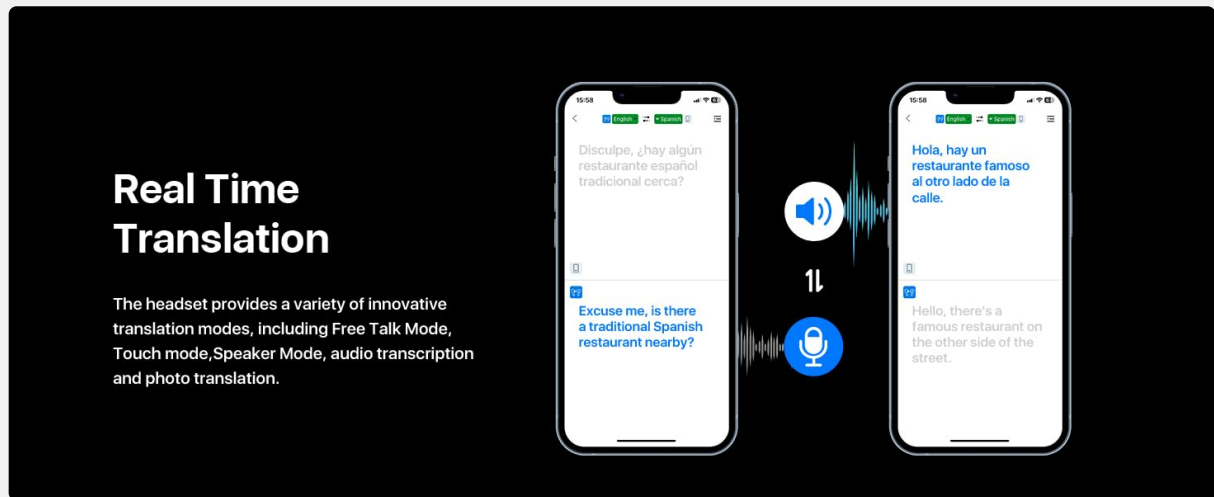


Image: An illustration of "Speaker Mode." Two individuals are conversing, and the text explains that one person wears the earbud and speaks, with the translation played through the phone's speaker. This mode is useful for directions or ordering food.

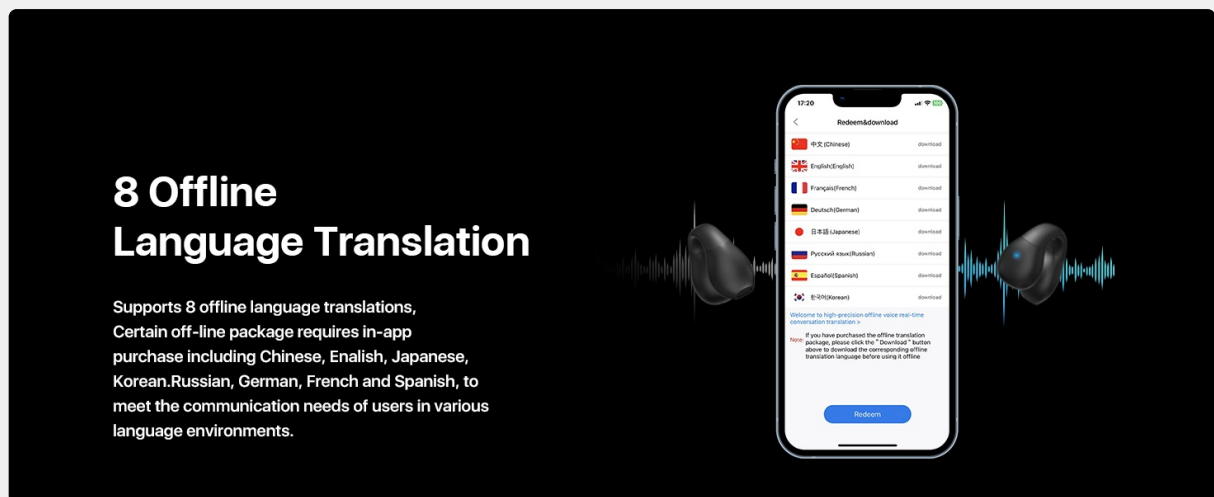


Image: An illustration of "Touch Mode." A man is wearing an earbud, and the text describes this mode for fluent conversation. Each participant wears an earbud, and they touch the earbud before speaking, with translation heard within 0.5-3 seconds.



Image: An illustration of "Free Speech Mode." Two business professionals are engaged in conversation. The accompanying text explains that this mode is for in-depth one-on-one conversations, where each person wears an earbud

and speaks normally without needing to touch the earbud, enabling hassle-free communication.

- **Speaker Mode:** Ideal for short interactions, such as asking for directions or ordering food. You wear one earbud and speak, and the translation is played aloud through your phone's speaker for the other person to hear.
- **Touch Mode:** For fluent two-way conversations. Each participant wears an earbud. Touch your earbud before speaking, and the translation will be delivered to the other person's earbud within 0.5-3 seconds.
- **Free Speech Mode:** Designed for in-depth, continuous conversations. Both participants wear an earbud and can speak naturally without needing to touch the earbuds. The system automatically detects and translates speech.
- **Offline Mode:** Allows translation without an internet connection for pre-downloaded language packs. (Requires in-app purchase for certain languages).
- **Audio Transcription:** Converts spoken language into text.
- **Photo Translation:** Translates text from images.

Using Offline Translation




Image: A phone screen displaying a list of 8 languages available for offline translation, including Chinese, English, Japanese, Korean, Russian, German, French, and Spanish. The image indicates that certain offline packages require an in-app purchase.

To use offline translation, ensure you have purchased and downloaded the necessary language packs through the Merryking app. Once downloaded, you can select the offline mode within the app and choose the desired languages for translation without an internet connection.

Audio Features

Hi-Fi Audio

10mm Speakers for Stereo Sound



Bluetooth 5.4

80% performance improvement




Image: A detailed diagram showcasing the internal components of the earbud, emphasizing "Hi-Fi Audio" with 10mm speakers for stereo sound. It also highlights "Bluetooth 5.4" technology, claiming an 80% performance improvement.



Ultra-long Battery Life

Last for 8 hours of listening per charge and a maximum of 60 hours on 5 additional charges.

60Hours
with charging case

1.5Hours
Charge Time



Image: A couple sitting at an outdoor cafe, conversing, with text indicating "HD Sound Quality with Noise Cancellation." This illustrates that the earbuds provide pure sound without environmental noise interference, whether for music, calls, or translation.

The earbuds deliver high-fidelity audio for music playback and clear call quality. The integrated noise cancellation helps to minimize environmental distractions during conversations and translation sessions.

MAINTENANCE

Cleaning

- Regularly clean the earbuds and charging case with a soft, dry, lint-free cloth.
- Do not use abrasive cleaners, alcohol, or chemical solvents.
- Ensure no moisture enters the charging ports or speaker grilles.

Battery Care

- Charge the device regularly, even if not in use, to maintain battery health.
- Avoid exposing the earbuds or case to extreme temperatures.
- Do not attempt to replace the battery yourself. Contact customer support if battery issues arise.

Storage

- Store the earbuds in their charging case when not in use to protect them from dust and damage.
- Keep the device in a cool, dry place.

TROUBLESHOOTING

Problem	Possible Cause	Solution
Earbuds not pairing	Bluetooth off, earbuds not in pairing mode, low battery	Ensure Bluetooth is enabled on your device. Place earbuds in case, close, then open to re-enter pairing mode. Charge earbuds and case.
No sound from earbuds	Volume too low, not connected, earbud placement	Increase volume on your device. Re-pair earbuds. Adjust earbud position for proper fit.
Translation not working	No internet connection, app not open, incorrect language settings, offline pack not downloaded	Ensure stable internet connection (for online modes). Open and configure the Merryking app. Verify correct source and target languages. Download offline language packs if needed.
Poor translation accuracy	Background noise, unclear speech, distance from microphone	Speak clearly and at a moderate pace. Reduce background noise. Ensure the earbud microphone is not obstructed.
Charging issues	Cable or adapter fault, dirty charging port	Try a different USB cable and power adapter. Clean the charging port on the case and earbuds gently with a dry cotton swab.

SPECIFICATIONS

Feature	Detail
Model Number	MK70
Brand	Merryking
Translation Languages	144 languages & accents (online)
Offline Translation	8 key languages (Chinese, English, Japanese, Korean, Russian, German, French, Spanish) - requires in-app purchase
Battery Type	Lithium Ion
Earbud Listening Time	Up to 4 hours
Total Battery Life (with case)	Up to 60 hours
Communication Range	10 meters
Item Weight	2.39 ounces
Package Dimensions	4.57 x 3.7 x 1.46 inches
Connectivity	Bluetooth 5.4

WARRANTY AND SUPPORT

For warranty information and customer support, please refer to the documentation included with your product packaging or visit the official Merryking website. Keep your proof of purchase for warranty claims. If you encounter any issues not covered in this manual, please contact Merryking customer service for assistance.