

PELONIS PSFB20M1ALG

PELONIS 20 Inch Box Fan User Manual

Model: PSFB20M1ALG

Brand: PELONIS

INTRODUCTION

Welcome to your new PELONIS 20 Inch Box Fan. This manual provides important information for the safe and efficient operation of your fan. Please read it thoroughly before use and keep it for future reference.



A grey PELONIS 20-inch box fan with a central logo and a control knob on the top right.

IMPORTANT SAFETY INSTRUCTIONS

To reduce the risk of fire, electric shock, or injury, please observe the following safety precautions:

- Read all instructions before using the fan.
- Do not operate any fan with a damaged cord or plug.
- Do not run cord under carpeting.
- Do not immerse the fan in water.
- Unplug from the outlet when not in use or before cleaning.
- Do not use outdoors.
- Do not allow foreign objects to enter any ventilation or exhaust opening.
- Do not place the fan near an open flame or cooking appliance.
- Supervise children when the fan is in use.

PACKAGE CONTENTS

- 1 x PELONIS 20 Inch Box Fan (Model: PSFB20M1ALG)
- User Manual


SETUP AND ASSEMBLY

Your PELONIS 20 Inch Box Fan comes fully assembled and ready for use. No complex assembly is required.

Stabilizing the Fan

The fan features rotatable feet on the bottom that can be extended to enhance stability. Simply twist the feet outwards until they lock into place for a secure base.

Bring Unique Cool Experience



High Quality Motor

26ft
Far-Reach



5 Blades Design

2295 CFM



The back of the fan with two extendable feet that can be rotated outwards for increased stability on flat surfaces.

Your Perfect Companion for a Cool Home



A side profile of the fan, highlighting its slim design and integrated handle.

OPERATING YOUR FAN

Powering On and Off

To turn the fan on or off, rotate the control knob located on the top right corner of the fan. Turn it clockwise to select a speed setting, and counter-clockwise to turn it off.

Adjusting Fan Speed

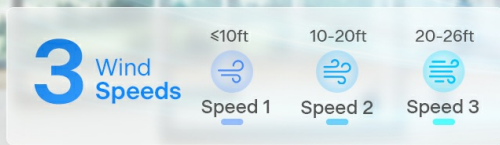
The fan offers three speed settings to customize your airflow:

- **Speed 1 (Low):** For a gentle breeze and quiet operation (approximately 25 dB).
- **Speed 2 (Medium):** For moderate airflow.
- **Speed 3 (High):** For powerful air circulation (up to 2295 CFM, 25ft/s wind speed).



The front of the fan showing the central PELONIS logo and the rotary control knob for speed selection.

Customize Your Comfort




An image showing three wind speed icons (Speed 1, Speed 2, Speed 3) with corresponding wind strength indicators, demonstrating the fan's customizable comfort settings.

Placement

This lightweight and portable fan can be easily moved between rooms. Its compact design makes it suitable for various locations:


- **Floor:** Ideal for general room circulation.
- **Tabletop:** Perfect for personal cooling in offices or bedrooms.
- **Window:** Can be placed in a window for efficient air exchange (dimensions: 20.6"W x 21.3"H).

Turn Any Space into a Cool Oasis



A person demonstrating the portability of the fan by easily carrying it using the integrated handle. The fan weighs approximately 3.15 pounds.

Ideal Fit for Any Window



The fan positioned in a window frame, illustrating its suitability for window installation with dimensions of 20.6 inches wide and 21.3 inches high.

More Convenient for Outdoor Use



Outdoor use



Easy to carry



A collage of images showing the fan in a storehouse, kitchen, motorhome, and gymnasium, demonstrating its versatility for different environments.

CARE AND MAINTENANCE

Cleaning

- Always unplug the fan before cleaning.
- Use a soft, damp cloth to wipe the exterior surfaces.
- Do not use abrasive cleaners or solvents.

- Periodically clean the fan blades and grille to prevent dust buildup.

TROUBLESHOOTING

Problem	Possible Cause	Solution
Fan does not operate	No power	Ensure the fan is plugged into a working electrical outlet. Check the circuit breaker.
Weak airflow	Fan speed is too low	Increase the fan speed using the control knob.
Fan is noisy	Fan is not stable	Ensure the fan is placed on a flat, stable surface and the feet are extended.
Fan is noisy	Obstruction in blades	Unplug the fan and carefully check for any obstructions around the blades.

PRODUCT SPECIFICATIONS

Feature	Detail
Brand	PELONIS
Model Name	PSFB20M1ALG (FB50-16H)
Type	Box Fan
Color	Grey
Power Source	AC
Wattage	55 watts
Air Flow Capacity	2295 CFM
Wind Speed	25 ft/s
Number of Speeds	3
Blade Length	21 Inches
Item Weight	3.15 pounds

Feature	Detail
Product Dimensions	5.6"D x 20.6"W x 21.3"H
Noise Level	25 dB
Control Method	Rotary Knob
Blade Material	Plastic
UPC	810049711931
Country of Origin	Vietnam

WARRANTY AND SUPPORT


This PELONIS product comes with a 1-year limited warranty from the date of purchase, covering defects in material and workmanship under normal use.

For warranty claims, technical support, or product inquiries, please visit the official PELONIS website or contact customer service through the provided channels.

Official PELONIS Store: [PELONIS Store on Amazon](#)

© 2025 PELONIS. All rights reserved.

Related Documents - PSFB20M1ALG

	<p>Pelonis 20" Air Circulator Owner's Manual - Model FB50-17H</p> <p>Owner's manual for the Pelonis 20" Air Circulator, model FB50-17H. Includes safety instructions, assembly, user servicing, cleaning, and warranty information.</p>
---	---

	<p>Pelonis 20" Air Circulator Owner's Manual (Model FB50-17H)</p> <p>Owner's manual for the Pelonis 20-inch Air Circulator, Model FB50-17H. Provides essential safety instructions, assembly guidance, operation details, cleaning procedures, and warranty information.</p>
	<p>Pelonis 20" Air Circulator Fan FB50-17H Owner's Manual</p> <p>Owner's manual for the Pelonis 20" Air Circulator Fan, Model FB50-17H. Includes important safety instructions, assembly, wall mounting, user servicing, cleaning, and warranty information.</p>
	<p>PELONIS Pedestal Fan Owner's Manual - Models PFS40A4BBB, PFS40A4BWW</p> <p>Comprehensive owner's manual for PELONIS 16-inch Pedestal Fans (PFS40A4BBB, PFS40A4BWW) with remote control, 7-hour timer, 3-speed settings, and adjustable height. Includes safety rules, installation, operation, servicing, and cleaning instructions. Also covers Lasko 18-inch Adjustable Performance Pedestal Fan Model 1820.</p>
	<p>PELONIS 16" Pedestal Remote Control Oscillating Stand Fan User Manual</p> <p>User manual for PELONIS 16-inch Pedestal Remote Control Oscillating Stand Fans, models PFS40A4BBB and PFS40A4BWW. Features include a 7-hour timer, 3-speed settings, and adjustable height, designed for home, office, and bedroom use. This guide covers safe operation, installation, usage instructions for the remote and fan body, user servicing, and cleaning.</p>
	<p>PELONIS Tower Fan and Box Fan User Manuals PFT28A2BBB, PSF20B3ABB</p> <p>User manuals for PELONIS 30-inch Oscillating Tower Fan (PFT28A2BBB/PFT28A2BWW) and 20-inch Box Fan (PSF20B3ABB), covering safety, operation, assembly, cleaning, and warranty.</p>