

## HOTWAV R10 Pro

# HOTWAV R10 Pro Rugged Tablet User Manual

Model: R10 Pro

## 1. INTRODUCTION

---

This manual provides essential instructions for the proper use, setup, and maintenance of your HOTWAV R10 Pro Rugged Tablet. Please read this manual thoroughly before operating the device to ensure optimal performance and longevity.



Figure 1: Front and back view of the HOTWAV R10 Pro Rugged Tablet.

## 2. GETTING STARTED

### 2.1. What's in the Box

Verify that all items are present in the package:

- 1x HOTWAV R10 Pro Rugged Tablet
- 1x User Manual
- 1x Charger & Type-C Data Cable
- 1x Explosion-proof Film (Screen Protector)
- 1x Card Safety Pin



Figure 2: Included accessories and tablet in the product package.

## 2.2. SIM Card and Storage Expansion

The HOTWAV R10 Pro supports dual SIM cards and expandable storage via a microSD card. Use the provided card safety pin to open the SIM/SD card tray.

1. Locate the SIM/SD card tray on the side of the tablet.
2. Insert the card safety pin into the small hole next to the tray and press gently until the tray ejects.
3. Place your Nano-SIM cards and/or microSD card into the designated slots on the tray. Ensure correct orientation.
4. Carefully reinsert the tray into the tablet until it clicks into place.




**Stay Connected with 4G-LTE Global Network**

With support for 4G-LTE and dual SIM card slots, the HOTWAV R10 Pro tablet keeps you connected no matter where life takes you. Easily switch networks or juggle work and personal numbers on the same device. Enjoy fast, reliable internet and hassle-free communications, making it an ideal choice for those who value convenience and mobile connectivity.

Figure 3: The tablet supports dual SIM cards and expandable storage up to 1TB.

## 2.3. Initial Charging and Power On

Before first use, it is recommended to fully charge the tablet.

1. Connect the Type-C data cable to the tablet's charging port and the other end to the provided charger.
2. Plug the charger into a power outlet. The charging indicator will appear on the screen.
3. Once sufficiently charged, press and hold the Power button (usually on the side) for a few seconds until the HOTWAV logo appears.
4. Follow the on-screen prompts to complete the initial setup of the Android 14 operating system.

## 3. BASIC OPERATION

### 3.1. Power On/Off and Restart

- **Power On:** Press and hold the Power button until the device vibrates and the logo appears.
- **Power Off:** Press and hold the Power button until the power menu appears, then select 'Power off'.
- **Restart:** From the power menu, select 'Restart'.

### 3.2. Display Features

The R10 Pro features a 10.1-inch HD+ display designed for clarity and durability.

- **Screen Size:** 10.1 inches
- **Resolution:** 1280 x 800 pixels
- **Brightness:** Up to 450 nits for clear outdoor visibility.
- **Wet Touch Screen:** Allows for operation even when the screen is wet.
- **Anti-Glare:** Enhanced visibility in strong light conditions.

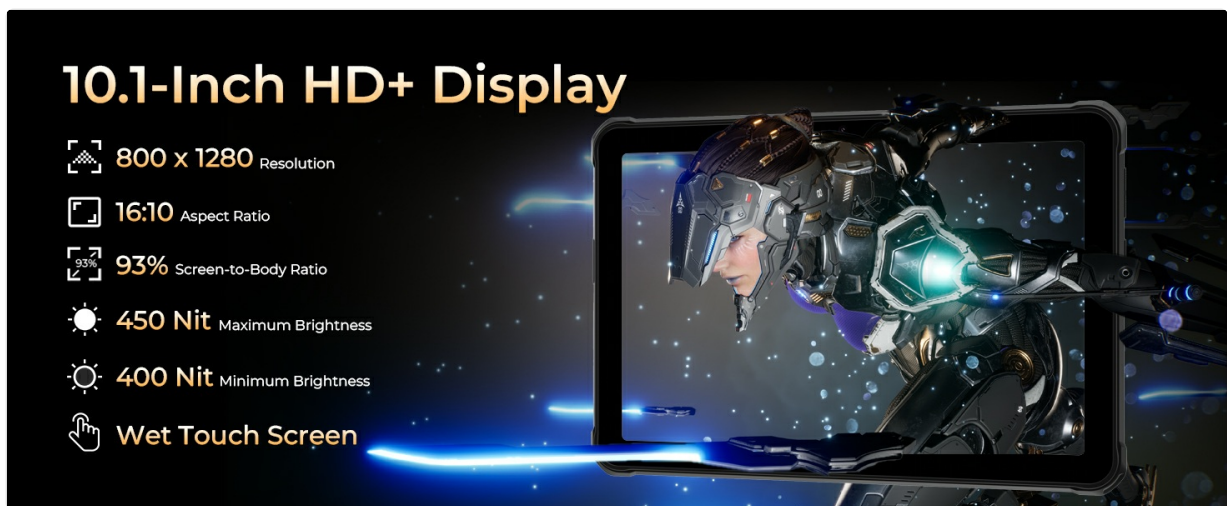


Figure 4: Key specifications of the 10.1-inch HD+ display.

### 3.3. Camera Usage

The tablet is equipped with a 13MP rear camera and a 5MP front camera.

- **Rear Camera:** 13MP with PureCel DSLR Technology for clear images.
- **Front Camera:** 5MP Samsung camera, suitable for video calls.
- **Underwater Shooting:** Activate the underwater camera mode to capture photos and videos in aquatic environments for short durations.



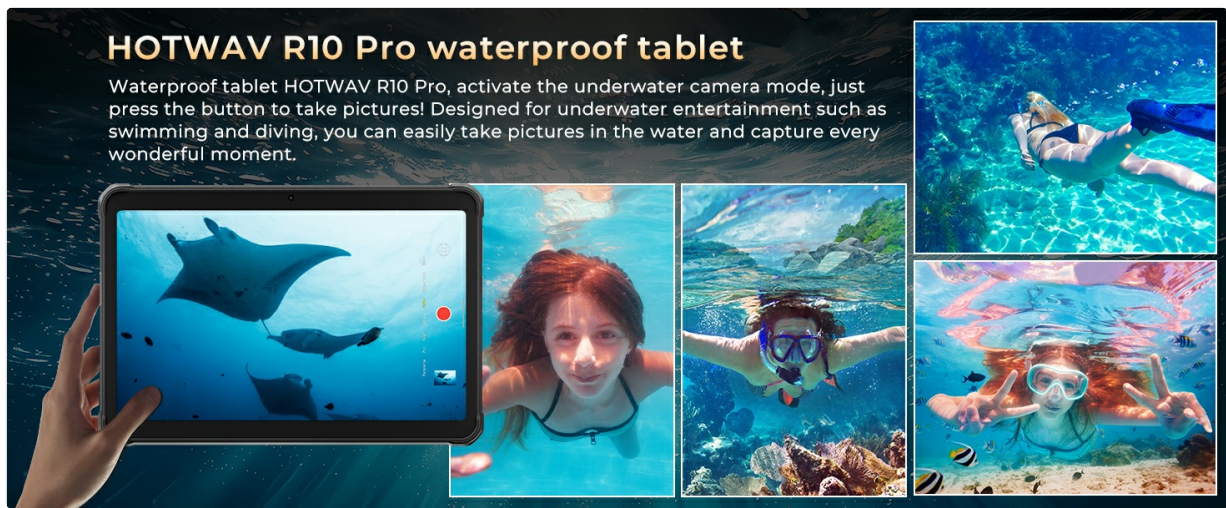


Figure 5: The tablet supports underwater photography for capturing moments in water.

### 3.4. Connectivity

- **4G LTE:** Supports global 4G LTE networks for mobile data connectivity.
- **Wi-Fi 5:** Provides high-speed wireless internet connection (2.4GHz + 5GHz).
- **GPS:** Integrated multi-system GPS (Beidou, Galileo, GLONASS, GPS) for accurate navigation.

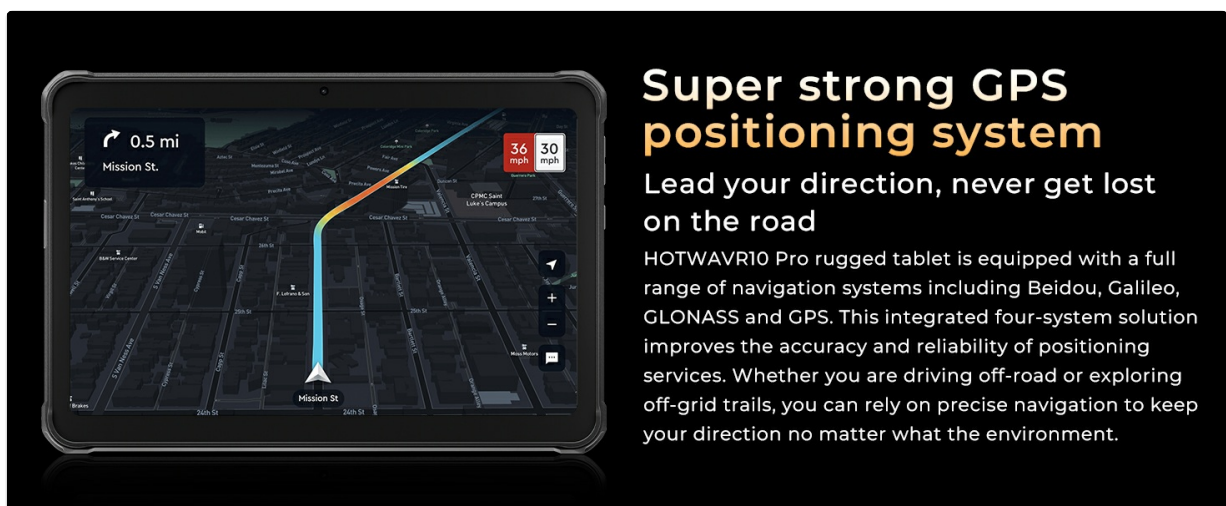


Figure 6: The tablet features a robust GPS system for reliable navigation.

### 3.5. Security (Face ID)

The HOTWAV R10 Pro supports Face ID for quick and secure unlocking.

1. Navigate to **Settings > Security > Face Unlock**
2. Follow the on-screen instructions to register your face.
3. Once set up, you can unlock your tablet by simply looking at the front camera.

## Unlock at a Glance Sensitive Even at Night

Precise opening, more sensitive face recognition, unimpeded recognition, fast unlocking.



Figure 7: Face ID allows for sensitive and fast unlocking, even in low light.

### 3.6. OTG and Reverse Charging

The tablet supports On-The-Go (OTG) functionality, allowing it to act as a host for USB devices, and also features reverse charging.

- **OTG:** Connect USB peripherals like flash drives, keyboards, or mice using an OTG adapter (not included).
- **Reverse Charging:** Use the tablet's large battery to charge other devices (e.g., smartphones, headphones) via a compatible cable.



Figure 8: The tablet's reverse charging feature allows it to act as a power bank for other devices.

## 4. DURABILITY AND CARE

### 4.1. Rugged Design

The HOTWAV R10 Pro is built to withstand harsh environments, featuring:

- **MIL-STD-810H:** Certified to withstand drops from up to 1.2 meters.
- **IP68 Waterproof:** Can be submerged in up to 2 meters of water for 30 minutes.
- **IP69K Dustproof:** Provides 360-degree protection against dust ingress.



Figure 9: The tablet's robust construction ensures resistance to drops, water, and dust.

## 4.2. Cleaning and Storage

- **Cleaning:** Use a soft, damp cloth to clean the tablet's surface. Avoid harsh chemicals or abrasive materials. Ensure all ports are closed before cleaning with liquid.
- **Storage:** Store the tablet in a cool, dry place away from direct sunlight and extreme temperatures.
- **Battery Care:** For optimal battery life, avoid fully discharging the battery frequently. Charge the tablet regularly.

## 5. TROUBLESHOOTING

If you encounter issues with your HOTWAV R10 Pro, refer to the following common solutions:

Problem	Possible Solution
Tablet does not power on	Ensure the battery is charged. Connect the charger and wait a few minutes before attempting to power on again.
Slow performance or apps crashing	Close unnecessary background applications. Clear cache for problematic apps. Restart the tablet. Consider enabling virtual RAM expansion in settings if not already active.
Wi-Fi or 4G connectivity issues	Toggle Wi-Fi/4G off and on. Restart your router (for Wi-Fi). Ensure SIM card is correctly inserted and activated (for 4G). Check network settings.
Touchscreen unresponsive or 'ghost swiping'	Clean the screen. Restart the tablet. If the issue persists, contact customer support.
Battery drains quickly	Reduce screen brightness. Close background apps. Disable unused features like GPS, Wi-Fi, Bluetooth. Check for power-intensive apps.

## 6. SPECIFICATIONS

Detailed technical specifications for the HOTWAV R10 Pro Rugged Tablet:

Feature	Specification
Model	R10 Pro
Operating System	Android 14
Screen Size	10.1 Inches
Screen Resolution	1280 x 800 pixels
Processor	Unisoc Octa-Core (650 MHz)
RAM	8GB (expandable to 20GB with virtual memory)
Internal Storage	256 GB
Expandable Storage	Up to 1TB via microSD card
Rear Camera	13MP
Front Camera	5MP
Battery Capacity	10800mAh Lithium Polymer
Battery Life (Average)	Standby: 1500 hours, Talk: 200 hours, Music Playback: 400 hours
Wireless Connectivity	802.11ac (Wi-Fi 5), 4G LTE
Navigation	GPS, GLONASS, Beidou, Galileo
Durability Ratings	IP68 Waterproof, IP69K Dustproof, MIL-STD-810H Drop-proof (up to 1.2m)
Dimensions (LxWxH)	9.84 x 6.3 x 0.59 inches (25.2 x 16.8 x 1.5 cm)
Item Weight	3.01 pounds (880g)

## 7. WARRANTY AND SUPPORT

### 7.1. Warranty Information

The HOTWAV R10 Pro Rugged Tablet comes with **atwo-year warranty period**. This warranty covers damages caused by non-human factors. Please retain your proof of purchase for warranty claims.

### 7.2. Customer Support

For any technical assistance, warranty claims, or further inquiries, please contact HOTWAV customer support through the official channels provided at the point of purchase or on the HOTWAV official website. Our team is dedicated to providing support and ensuring your satisfaction.





Produktdatenblatt	
Delegierte Verordnung (EU) 2023/1669 der Kommission im Hinblick auf die Energieeffizienzanforderung von Smartphones und Tablet-PCs	
1. Marke	2. Modellkennung
HOTWAV	TAB R10 Pro
3. Allgemeine Produktparameter:	
Parameter	Wert
4. Art des Geräts	Tablet
5. Betriebssystem	Android
6. Energieeffizienzkategorie	D
7. Vom Benutzer austauschbare Batterie	Nein
8. Batteriekapazität pro Zelle (mAh) (≥10)	166
9. Batterieladefest in Zyklen – Standardentladung (Zyklus)	1.200
10. Nennkapazität der Batterie (mAh) (≥100)	10.800
11. Versand mit Schutzabdeckung	Nein
12. Prüfung der Zuverlässigkeit nach Wiederholung des Tests – Störgeräusch ohne Defekt (s)	200
13. Prüfung der Zuverlässigkeit nach Wiederholung des Tests – Störgeräusch ohne Defekt, im vollständigem Zustand geprüft (s)	A/A
14. Klasse der Zuverlässigkeit nach Wiederholung des Tests	A
15. Einwegschaltung	IP68
16. Angegebene Einbaueinheit in Wasser, bei 1m (m)	1,00
17. Rückbeständigkeit des Bildschirms auf mechanische Härteprüfung	5
18. Ladegerät – Für den Betrieb ausgelegte Ladegerät (W)	10
19. Ladegerät – Für den Betrieb ausgelegte Ladegerät (W)	USB-C
Angaben zur Reparaturbarkeit:	
20. Gewässer- und Umweltverträglichkeit von Sicherheit, Reparatur- und Funktionsanforderungen für das Betriebssystem (Jahre)	5
21. Reparaturkostenkategorie (auf der Grundlage des durchschnittlichen Index)	C
22. Reparaturkostenkategorie	3,35
23a. Wert „Reparaturkosten“ (€)	2,90
23b. Wert „Reparaturkosten“ (€) (€)	2,90
23c. Wert „Werkzeuge“ (€) (€)	3,40
23d. Wert „Werkzeuge“ (€) (€)	4

[pdf]

Produktdatenblatt Mmsrg 1 Marke HOTWAV 2 Modellkennung TAB R10 Pro 3 Allgemeine

Produktparameter Parameter Wert 4 Art des Geräts Tablet 5 Betriebssystem Android 6 direct assets

mmsrg ada 166325 c1 ASSET MP 159134322 |||


Produktdatenblatt Delegierte Verordnung EU 2023/1669 der Kommission im Hinblick

auf die Energieeffizienz ... Typ SF 21c. Wert „Werkzeuge Typ ST 21d. Wert „Ersatzteile

SSP 2. Modellkennung TAB **R10 Pro** Wert Tablet Android D Nein 166 1 200 10 800

Nein 208 n.a. A IP68 1,00 5 10 USB-C 5 C 3,15 2,...

lang:de score:25 filesize: 85.34 K page\_count: 2 document date: 2025-07-15



### [HOTWAV TAB R7 FCC Test Report - EMC Compliance](#)

FCC test report for the HOTWAV TAB R7 tablet, detailing conducted and radiated emission test results by Shenzhen NTEK Testing Technology Co., Ltd. Compliance with FCC Part 15B.

lang:en score:15 filesize: 647.58 K page\_count: 19 document date: 2024-03-13



### [\[pdf\] Test Report](#)

ELECTROMAGNETIC EMISSIONS COMPLIANCE REPORT fly Test Report 1 SHENZHEN TUGAO

INTELLIGENT CO LTD TABLETR7 Tablet 2AOKUTABLETR7 tabletr7

Report No.: S23120403107002 RADIO TEST REPORT FCC ID: 2AOKUTABLETR7


Product: Tablet Trade Mark: HOTWAV Model No.: TAB R7 Family Model: TAB R7

Ultra, TAB R7 Pro, TAB R8, TAB R8 Pro, TAB R9, TAB R9 Pro, TAB R10, TAB **R10**

**Pro**, TAB R11, TAB R11 Pro, TAB R12, TAB R12 Pro, TAB R13, TAB R13 Pro, TAB

R15, TA...

lang:tl score:12 filesize: 3.13 M page\_count: 57 document date: 2024-03-13



[\[pdf\]](#) Test Report


ELECTROMAGNETIC EMISSIONS COMPLIANCE REPORT fly Test Report 2 SHENZHEN TUGAO

INTELLIGENT CO LTD TABLETR7 Tablet 2AOKUTABLETR7 tabletr7

Report No.: S23120403107003 FCC RADIO TEST REPORT FCC ID:

2AOKUTABLETR7 Product: Tablet Trade Mark: HOTWAV Model No.: TAB R7 Family Model: TAB R7 Ultra, TAB R7 Pro, TAB R8, TAB R8 Pro, TAB R9, TAB R9 Pro, TAB R10, TAB **R10 Pro**, TAB R11, TAB R11 Pro, TAB R12, TAB R12 Pro, TAB R13, TAB R13 Pro, TAB R1...

lang:tl **score:11** filesize: 5.18 M page\_count: 74 document date: 2024-03-13



[\[pdf\]](#) Test Report

ELECTROMAGNETIC EMISSIONS COMPLIANCE REPORT fly Test Report SHENZHEN TUGAO

INTELLIGENT CO LTD TABLETR7 2AOKUTABLETR7 tabletr7

Report No.: S23120403107001 RADIO TEST REPORT FCC ID: 2AOKUTABLETR7

Product: Tablet Trade Mark: HOTWAV Model No.: TAB R7 Family Model: TAB R7 Ultra, TAB R7 Pro, TAB R8, TAB R8 Pro, TAB R9, TAB R9 Pro, TAB R10, TAB **R10 Pro**, TAB R11, TAB R11 Pro, TAB R12, TAB R12 Pro, TAB R13, TAB R13 Pro, TAB R15, T...

lang:en **score:11** filesize: 3.55 M page\_count: 88 document date: 2024-03-19



[\[pdf\]](#) Test Report


ELECTROMAGNETIC EMISSIONS COMPLIANCE REPORT fly Test Report 13 SHENZHEN TUGAO

INTELLIGENT CO LTD TABLETR7 Tablet 2AOKUTABLETR7 tabletr7

Report No.: S23120403107004 FCC RADIO TEST REPORT FCC ID:

2AOKUTABLETR7 Product: Tablet Trade Mark: HOTWAV Model No.: TAB R7 Family Model: TAB R7 Ultra, TAB R7 Pro, TAB R8, TAB R8 Pro, TAB R9, TAB R9 Pro, TAB R10, TAB **R10 Pro**, TAB R11, TAB R11 Pro, TAB R12, TAB R12 Pro, TAB R13, TAB R13 Pro, TAB R1...

lang:tl **score:10** filesize: 840.09 K page\_count: 45 document date: 2024-03-13



[pdf] Test Report

Measurement Report Kent Test 1 SHENZHEN TUGAO INTELLIGENT CO LTD TABLETR7 Tablet  
2AOKUTABLETR7 tabletr7

Report No.: S23120403107004 FCC RADIO TEST REPORT FCC ID:  
2AOKUTABLETR7 Product Tablet Trade Mark HOTWAV Model Name TAB R7  
Family Model TAB R7 Ultra, TAB R7 Pro, TAB R8, TAB R8 Pro, TAB R9, TAB R9  
Pro, TAB R10, TAB **R10 Pro**, TAB R11, TAB R11 Pro, TAB R12, TAB R12 Pro, TAB  
R13, TAB R13 Pro, TAB R15, T...  
lang:en score:10 filesize: 4.03 M page\_count: 104 document date: 2024-03-18