

Bluedee SK200Li

Bluedee SK200Li Computer Speaker User Manual

Model: SK200Li

1. INTRODUCTION

Thank you for choosing the Bluedee SK200Li Computer Speaker. This manual provides essential information for setting up, operating, and maintaining your speaker. Please read it thoroughly to ensure optimal performance and longevity of your device.



Image 1.1: The Bluedee SK200Li Computer Speaker, a sleek black soundbar with dynamic RGB lighting along its base.

2. WHAT'S IN THE BOX

Verify that all items are present upon unpacking:

- Bluedee SK200Li Computer Speaker
- USB Power/Audio Cable (with Type-C adapter)
- Quick Start Guide (this document serves as a detailed guide)

3. PRODUCT OVERVIEW

3.1 Key Features

- **HiFi Stereo Sound Quality:** Equipped with HD full-range speakers and anti-noise technology for clear audio.
- **All-in-One USB Connectivity:** Single USB/Type-C cable for both audio transmission and power.
- **Plug & Play:** No drivers or software required for wired connection.
- **Bluetooth 5.3:** Provides stable, fast, and low-latency wireless audio.
- **Dynamic RGB Lighting:** Features 6 dynamic lighting effects with 7 vibrant colors.
- **Wide Compatibility:** Works with PCs, laptops, tablets, and smartphones.



Image 3.1: An illustrative diagram highlighting the HiFi Stereo Sound Quality feature, showing internal speaker components and sound waves.



Image 3.2: An infographic summarizing the speaker's features, including 6 lighting modes, wide compatibility, 10 Watts output, USB A/C adapter, easy controls, and zero latency.

3.2 Controls and Indicators

The speaker features intuitive controls located on the top panel:

- **Power Button:** Long-press to power on/off. Short-press to cycle RGB lighting modes. Double-click to turn RGB lights on/off.
- **'M' Button (Mode):** Press to switch between wired (USB) and Bluetooth modes.
- **'<<' Button:** Short-press for previous track (in Bluetooth mode). Long-press to decrease volume.
- **'>>' Button:** Short-press for next track (in Bluetooth mode). Long-press to increase volume.




Image 3.3: A close-up view of the speaker's top panel showing the control buttons (M, <<, >>, Power) and the USB-A/Type-C cable for connection.

4. SETUP INSTRUCTIONS

4.1 Wired Connection (USB)

1. Connect the USB cable from the speaker to an available USB-A or USB-C port on your computer, laptop, or USB audio adapter.
2. The speaker will automatically power on and connect in wired mode. No additional drivers are required.

USB A/C Plug & Play

Easy and convenient setup with the USB A/C plug-and-play feature for hassle-free use



Image 4.1: The speaker connected to a laptop via its USB-C cable, illustrating the USB A/C Plug & Play functionality.

4.2 Bluetooth Connection

1. Ensure the speaker is powered on via its USB connection.
2. Press the 'M' button on the speaker to switch to Bluetooth mode. You will hear an audible prompt indicating Bluetooth mode is active.
3. On your device (smartphone, tablet, laptop), enable Bluetooth and search for available devices.
4. Select "SK200" from the pairing list.
5. You will hear a confirmation tone when the connection is successful.

5.3 Bluetooth Technology

With 5.3 Bluetooth, stream music effortlessly from any Bluetooth-enabled device for seamless audio enjoyment




Image 4.2: A visual representation of the Bluetooth 5.3 technology, showing a microchip and a 10-meter connection distance.

Your browser does not support the video tag.

Video 4.1: An instructional video demonstrating how to set up the Bluedee SK200Li speaker, including wired USB connection and Bluetooth pairing with a computer. It also shows how to cycle through the RGB lighting modes.

5. OPERATING INSTRUCTIONS

5.1 Power On/Off

- **To Power On:** Long-press the Power button.
- **To Power Off:** Long-press the Power button again.

5.2 Adjusting Volume and Tracks

- **Volume Up:** Long-press the '>>' button.
- **Volume Down:** Long-press the '<<' button.
- **Next Track (Bluetooth mode):** Short-press the '>>' button.
- **Previous Track (Bluetooth mode):** Short-press the '<<' button.

5.3 RGB Lighting Control

The speaker features 6 dynamic RGB lighting modes:

- **Cycle Modes:** Short-press the Power button to switch between Rainbow Cycle, Dual-Color Flow, Mono-Color Pulse, Prism Flow, White Comet, and Spectrum Wave.
- **Turn Lights On/Off:** Double-click the Power button to toggle the RGB lighting on or off.



Image 5.1: The Bluedee speaker displaying its vibrant RGB light show, with a colorful arc in the background.

6. MAINTENANCE

To ensure the longevity and optimal performance of your Bluedee SK200Li speaker, follow these maintenance guidelines:

- **Cleaning:** Use a soft, dry cloth to clean the speaker's surface. Avoid abrasive cleaners or solvents.
- **Liquid Exposure:** Do not expose the speaker to water or other liquids, as it is not waterproof.
- **Environment:** Keep the speaker away from extreme temperatures, direct sunlight, and high humidity.
- **Ventilation:** Ensure proper airflow around the speaker to prevent overheating.

7. TROUBLESHOOTING

If you encounter any issues with your Bluedee SK200Li speaker, refer to the following common problems and solutions:

Problem	Possible Cause	Solution
No sound from speaker	<ul style="list-style-type: none">• Speaker not powered on.• Incorrect mode selected (wired/Bluetooth).• Volume too low on speaker or connected device.• Loose USB connection.	<ul style="list-style-type: none">• Long-press power button to turn on.• Press 'M' button to switch modes.• Increase volume on both speaker and device.• Ensure USB cable is securely connected.
Bluetooth not connecting	<ul style="list-style-type: none">• Speaker not in Bluetooth pairing mode.• Bluetooth disabled on device.• Speaker too far from device.	<ul style="list-style-type: none">• Press 'M' button to enter Bluetooth mode.• Enable Bluetooth on your device.• Move device closer to the speaker (within 10 meters).• Remove "SK200" from your device's Bluetooth list and re-pair.
RGB lights not working	<ul style="list-style-type: none">• Lights are turned off.• Speaker is off.	<ul style="list-style-type: none">• Double-click the Power button to turn lights on.• Ensure the speaker is powered on.

8. SPECIFICATIONS

Feature	Detail
Model Name	SK200Li
Speaker Type	Soundbar
Connectivity Technology	Bluetooth, USB
Wireless Communication	Bluetooth 5.3
Audio Output Mode	Stereo (2.0 Channel)
Speaker Maximum Output Power	10 Watts
Input Voltage	5 Volts
Power Source	Corded Electric (USB Powered)
Control Method	Touch

Feature	Detail
Special Features	LED Light (6 RGB effects), USB Port
Compatible Devices	Desktop, Laptop, Smartphone, Tablet
Product Dimensions	2.7"D x 14.6"W x 2.4"H (6.86 cm D x 37.08 cm W x 6.1 cm H)
Item Weight	0.7 Kilograms (1.54 pounds)
Material	Acrylonitrile Butadiene Styrene (ABS)
Color	Black
Water Resistance Level	Not Water Resistant
UPC	741365757948

9. WARRANTY AND SUPPORT

Bluedee is committed to providing excellent customer service. Your purchase includes:






- **30-Day Exchange or Return:** For any initial product issues.
- **540-Day Quality Warranty:** Covering manufacturing defects.
- **Lifetime After-Sales Service:** Ongoing support for your product.
- **24/7 Customer Service:** Assistance available around the clock.

For any questions, technical assistance, or warranty claims, please reach out via Amazon messages or the contact details provided in your Quick Start Guide.



Image 9.1: Icons representing Bluedee's after-sales promise, including 30 days exchange/return, 540 days quality warranty, and 24/7 customer service.

Related Documents - SK200Li

	<p>BLUEDEE SK010 Computer Soundbar User Manual</p> <p>User manual for the BLUEDEE SK010 computer soundbar, detailing its features, specifications, connection methods (AUX and Bluetooth), LED light modes, troubleshooting, and warranty information.</p>
	<p>Bluedee BD-SK200 PC Gaming Sound Bar User Guide</p> <p>User guide for the Bluedee BD-SK200 PC Gaming Sound Bar, covering package contents, product diagram, button controls, safety instructions, how to use, Bluetooth connection, AUX connection, and cleaning/maintenance.</p>
	<p>Bluedee BD-SK200 PC Gaming Sound Bar User Guide</p> <p>User guide for the Bluedee BD-SK200 PC Gaming Sound Bar, covering package contents, product diagram, safety instructions, button controls, how to use, Bluetooth connection, AUX cable connection, cleaning and maintenance, and warranty information.</p>
	<p>Bluedee BH200 Bluetooth Headphones User Manual - Premium ANC Wireless Headphones</p> <p>Official user manual for the Bluedee BH200 Bluetooth headphones. Learn about features like Active Noise Cancellation (ANC), multi-point connection, phone calls, music playback, charging, specifications, and troubleshooting.</p>
	<p>Bluedee BH200 Wireless Headphones User Manual</p> <p>User manual for Bluedee BH200 wireless headphones, detailing setup, features like ANC and multi-point connection, music controls, calls, charging, specifications, and compliance information.</p>