

Baseus PPBD2-1W20

User Manual

BASEUS PORTABLE CHARGER

Model: PPBD2-1W20

Brand: Baseus

1. PRODUCT OVERVIEW

The Baseus Portable Charger (Model: PPBD2-1W20) is a 10,000mAh power bank designed for fast and convenient charging of various electronic devices. It features a built-in braided USB-C cable for both charging devices and recharging the power bank itself, eliminating the need for extra cables.



Figure 1: Front view of the Baseus Portable Charger, highlighting its compact design and integrated USB-C cable.

Key features include 20W Power Delivery (PD) fast charging output, 18W fast re-charging input, and the ability to charge up to three devices simultaneously. A real-time battery percentage display provides clear information on the remaining power.

2. SETUP AND INITIAL USE

2.1 Unboxing and First Charge

Upon unboxing, it is recommended to fully charge the power bank before its first use to optimize battery performance. Use an 18W or higher power adapter with the built-in USB-C cable or a separate USB-C cable connected to the USB-C port for optimal charging speed.

- Connect the built-in USB-C cable or a separate USB-C cable to the power bank's USB-C input port.
- Connect the other end of the cable to a compatible power adapter (not included) and plug it into a wall outlet.
- The digital display will show the charging progress, indicating the battery percentage.
- Charging time is approximately 2 hours and 48 minutes with an 18W charger.

Real-Time Battery Percentage



Easily Monitor Current Charge Level

Figure 2: The power bank's digital display showing the real-time battery percentage, allowing for easy monitoring of the charge level.

2.2 Understanding the Built-in Cable

The integrated braided USB-C cable serves a dual purpose: it can be used to charge your USB-C compatible devices and also to recharge the power bank itself. This design enhances portability by reducing the need to carry additional cables.

Built-in Cable for Two-Way Fast Charge

No More Forgotten Cables & Always Power Ready



Figure 3: The built-in braided USB-C cable extended from the power bank, ready for two-way fast charging without the need for external cables.

3. OPERATING INSTRUCTIONS

3.1 Charging Your Devices

The power bank supports 20W Power Delivery (PD) fast charging for compatible devices. It can charge up to three devices simultaneously using its multiple output ports.

1. Connect your device to the power bank using the built-in USB-C cable or a separate USB-A/USB-C cable to the available ports.
2. The power bank will automatically begin charging your device.

3. For optimal fast charging, ensure your device supports PD 20W or QC 18W.



Figure 4: The power bank providing 20W fast charging to a smartphone, demonstrating its rapid power delivery capabilities.

Rapid Charging 3 Devices Simultaneously

Ultra Efficient and Convenient



Figure 5: The power bank connected to and simultaneously charging a smartphone, earbuds, and a tablet, showcasing its multi-device charging efficiency.

3.2 Power Bank Capacity

With a 10,000mAh capacity, the power bank provides substantial backup power for multiple charges. For example, it can charge an iPhone 16 Pro Max approximately 1.8 times, a Samsung S24 1.2 times, and an iPad mini 5 more than once.

Keep Powered Up All Day!



Fully charged
1.8 times
iPhone 15 Pro

Fully charged
1.4 times
iPhone 15 pro max

Fully charged
1.2 times
Galaxy s24 Ultra

Fully charged
0.75 times
iPad air

Figure 6: An internal view of the 10,000mAh battery cell, illustrating the power bank's capacity and estimated charge cycles for different devices.

3.3 Universal Compatibility

The Baseus Portable Charger is designed for broad compatibility with various USB-C enabled devices, including smartphones, tablets, earbuds, and smartwatches.

Universal Compatibility

Easy Charge Multiple Devices



Figure 7: A selection of devices, including smartphones, tablets, earbuds, and smartwatches, demonstrating the power bank's universal USB-C compatibility.

4. MAINTENANCE

To ensure the longevity and optimal performance of your Baseus Portable Charger, follow these maintenance guidelines:

- **Storage:** Store the power bank in a cool, dry place away from direct sunlight and extreme temperatures.
- **Cleaning:** Use a soft, dry cloth to clean the exterior of the power bank. Avoid using harsh chemicals or abrasive materials.
- **Port Care:** Keep the USB ports free from dust and debris. Avoid inserting foreign objects into the

ports.

- **Charging Cycles:** For optimal battery health, avoid completely draining the power bank frequently. Recharge it when the battery level is low.

5. TROUBLESHOOTING

If you encounter issues with your Baseus Portable Charger, refer to the following common troubleshooting steps:

Problem	Possible Cause	Solution
Power bank not charging	Loose cable connection, faulty adapter, damaged cable.	Ensure all connections are secure. Try a different power adapter or charging cable.
Device not charging from power bank	Power bank battery empty, incompatible cable, device issue.	Recharge the power bank. Use the original or a certified charging cable. Test with another device.
Slow charging	Using a non-fast charging adapter/cable, multiple devices charging simultaneously.	Use an 18W or 20W PD compatible adapter and cable. Disconnect other devices for faster single-device charging.
Digital display not working	Power bank is off, internal malfunction.	Press the power button to activate the display. If issue persists, contact customer support.

6. SPECIFICATIONS

Feature	Detail
Product Dimensions	4.8 x 2.7 x 1.26 inches
Item Weight	12 ounces
Item Model Number	PPBD2-1W20
Battery Type	1 Lithium Polymer battery required
Battery Capacity	10000 Milliamp Hours
Special Features	10000mAh power bank, USB C, PD 20W, Fast Charging, Built-in Braided USB C Cable Battery Pack
Color	Black
Manufacturer	Baseus
Connector Type	USB Type C

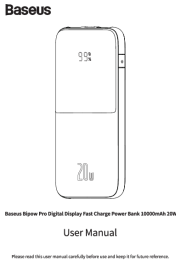




7. WARRANTY AND SUPPORT

Baseus products are designed with quality and reliability in mind. For any product-related inquiries, technical support, or warranty claims, please contact Baseus customer service through their official

channels or the retailer from whom the product was purchased.
Please retain your proof of purchase for warranty validation.

© 2025 Baseus. All rights reserved.

Related Documents - PPBD2-1W20

	<p>Baseus Bipow Pro 10000mAh 20W Power Bank User Manual & Specifications</p> <p>Comprehensive user manual for the Baseus Bipow Pro 10000mAh 20W fast charge power bank. Includes product specifications, usage instructions, safety guidelines, and compliance information.</p>
	<p>Baseus Magnetic Pocket Wireless Fast Charge Power Bank 10000mAh (PPCX010201) - User Manual & Specifications</p> <p>Official user manual and specifications for the Baseus Magnetic Pocket Wireless Fast Charge Power Bank 10000mAh (Model PPCX010201). Learn about product features, specifications, operation, safety warnings, and compliance information.</p>
	<p>Baseus Magnetic Wireless Fast Charging Power Bank 10000mAh 20W User Manual</p> <p>User manual for the Baseus PPCXZ1002 magnetic wireless fast charging power bank. Details include 10000mAh capacity, 20W wired and 15W wireless charging, safety precautions, and usage instructions.</p>
	<p>Руководство пользователя внешнего аккумулятора Baseus Magnetic Wireless Fast Charging 6000mAh 20W PPCXW06</p> <p>Подробное руководство пользователя для внешнего аккумулятора Baseus Magnetic Wireless Fast Charging мощностью 6000mAh и 20Вт, модель PPCXW06. Включает информацию о назначении, характеристиках, безопасной эксплуатации, транспортировке, хранении, утилизации и устранении неисправностей.</p>
	<p>Baseus Magnetic Mini Wireless Fast Charge Power Bank 10000mAh 20W User Manual</p> <p>User manual for the Baseus Magnetic Mini Wireless Fast Charge Power Bank 10000mAh 20W, detailing product specifications, operation instructions for wired and wireless charging, safety warnings, and environmental compliance.</p>



[Baseus PPCXM10A Power Bank 10000mAh 20W User Manual](#)

User manual for the Baseus PPCXM10A magnetic wireless fast charging power bank (10000mAh, 20W). Includes specifications, operation instructions, and safety precautions.