

Shimbol CP5 Lite

Shimbol CP5 Lite Selfie Monitor Screen User Manual

Model: CP5 Lite | Brand: Shimbol

1. INTRODUCTION

The Shimbol CP5 Lite is a compact and versatile selfie monitor screen designed to enhance your mobile video recording and live streaming experience. It allows you to utilize your phone's higher-quality rear camera while still being able to monitor your shot in real-time. This manual provides essential information for setting up, operating, and maintaining your CP5 Lite.



Image: The Shimbol CP5 Lite monitor attached to a smartphone, showing a live video feed.

2. PACKAGE CONTENTS

Upon unboxing your Shimbol CP5 Lite, please ensure all items listed below are present:

- Shimbol CP5 Lite Monitor
- Magnetic Case
- USB-A to USB-C Charging Cable

- USB-C to USB-C Charging Cable
- User Manual
- After-sales Service Card

Accessories




Image: A visual representation of the Shimbol CP5 Lite package contents.

Unboxing Video

Video: An unboxing demonstration of the Shimbol CP5 Lite, showing the monitor, cables, and included magnetic case.

3. PRODUCT OVERVIEW

The CP5 Lite features a sleek, lightweight design with a durable metal body. It includes a 5-inch 1080P Full HD display for clear monitoring.

Physical Features

- **Display:** 5-inch 1080P Full HD screen.
- **Buttons:** Power On/Off, Brightness Adjustment, Photo/Zoom, Screen Flip/Rotate.
- **Ports:** Type-C charging port (5V/1A compatible), 3.5mm headphone jack.
- **Material:** Aluminum construction.



Image: The side of the CP5 Lite highlighting the screen rotation button and other control buttons.

4. SETUP & CONNECTION

Follow these steps to connect your Shimbol CP5 Lite to your smartphone:

1. **Power On:** Press and hold the power button on the side of the CP5 Lite until the screen illuminates.
2. **Screen Mirroring:** The CP5 Lite will display a QR code and instructions for connecting via screen mirroring.
3. **Connect to Wi-Fi:** On your smartphone, navigate to your Wi-Fi settings and connect to the network named "CP5_Lite_XXXXXX" (where XXXXXX is a unique identifier for your device).
4. **Enable Screen Mirroring:**
 - **iOS System:** Swipe down from the top-right corner of your iPhone to open the Control Center. Tap on 'Screen Mirroring' and select 'CP5_Lite_XXXXXX'.
 - **Android System:** Swipe down from the top-right corner to open the quick settings. Look for 'Screen Mirroring', 'Wireless Projection', or 'Smart View' and select 'CP5_Lite_XXXXXX'.
 - **Samsung System:** Similar to Android, access 'Smart View' from quick settings and select 'CP5_Lite_XXXXXX'.
5. **Bluetooth Pairing (for Shutter Control):** Go to your smartphone's Bluetooth settings, find 'CP5_Lite_XXXXXX', and pair the device. This enables remote photo capture and video recording control.

Image: Visual guide for connecting the CP5 Lite via screen mirroring on various smartphone operating systems.

Connection Guide Video

Video: A detailed guide on how to connect the Shimbol CP5 Lite to a smartphone for screen mirroring and Bluetooth control.

5. OPERATING INSTRUCTIONS

Magnetic Adhesion System

The CP5 Lite comes with a magnetic case that securely attaches to your phone. This provides a reliable fit and prevents accidental slipping. The magnetic function is primarily designed for phones with magnetic charging capabilities. For other phones, the included magnetic case ensures compatibility.



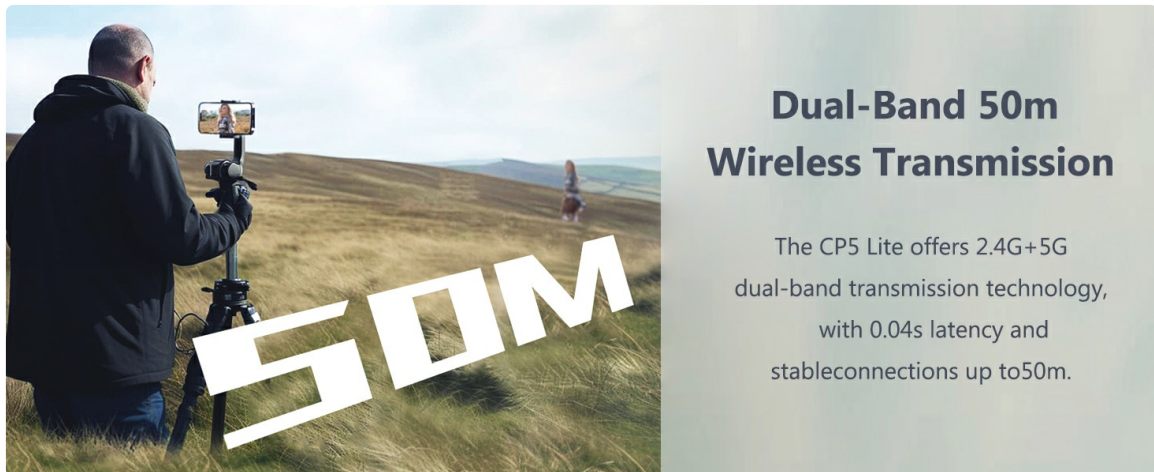
Magnetic Silicone Case

The CP5 Lite is designed with a magnetic silicone case that is drop and impact resistant, allowing for automatic attachment, quick removal and installation.

Image: The magnetic silicone case and its attachment to a smartphone.

Wireless Transmission

The CP5 Lite utilizes dual-band Wi-Fi (2.4G+5G) for stable connections up to 50 meters with low latency (approximately 0.04s). For optimal HD transmission and lower latency, it is recommended to download a compatible app (e.g., Blackmagic Camera for iOS).



Dual-Band 50m Wireless Transmission

The CP5 Lite offers 2.4G+5G dual-band transmission technology, with 0.04s latency and stable connections up to 50m.

Image: Demonstrating the 50m wireless transmission range of the CP5 Lite.

Screen Rotation and Mirroring

Use the dedicated screen rotation button to easily switch between portrait and landscape modes or to mirror the display 180°. This allows for flexible shooting scenarios without needing to physically reorient the device.

Borderless Enlarged Display

Tap and hold the shutter button to zoom in and enlarge the screen display, eliminating black borders and enhancing your monitoring experience.

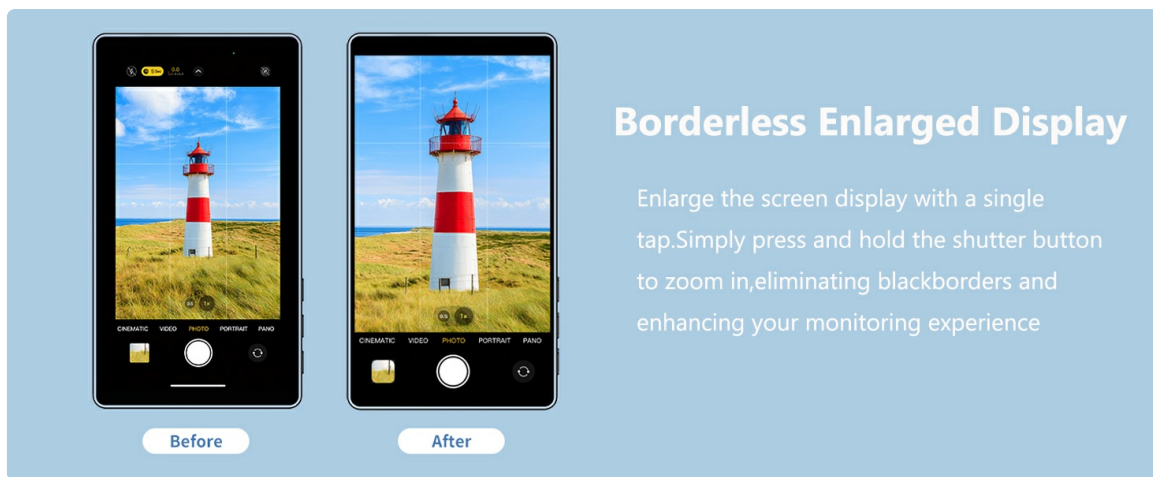


Image: Illustrating the borderless enlarged display feature for a wider view.

Using with Rear Camera

The primary benefit of the CP5 Lite is to enable the use of your smartphone's superior rear camera for selfies, vlogging, live streaming, and group photos, ensuring higher quality visuals.



Image: Examples of using the CP5 Lite for different content creation scenarios.

Official Product Video: How to Use CP5 Lite

Video: A demonstration of the Shimbol CP5 Lite's features and how to use it effectively for various shooting needs.

6. COMPATIBILITY

The CP5 Lite offers wide compatibility with various smartphone brands and operating systems:

- **iOS:** Compatible with iPhone (whole series). For iPhone 17 series, contact support for firmware upgrade.
- **Android:** Compatible with Huawei (Mate, Pura, Nova, Pocket), Xiaomi (MIX, Flagship series, CIVI), OPPO (Find N, Find X, Reno, OnePlus Ace), VIVO (X, S, Y, iQOO).
- **Note:** Currently not compatible with Google Pixel devices.

Android devices support 4K format shooting with their original camera app. Apple devices do not support 4K shooting with the original camera; for 4K needs, use the Blackmagic Camera app.

Package List



Color Box



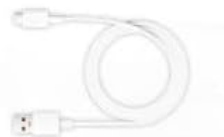
CP5 Lite



Magnetic Case



User Manual



USB-A



USB-C



After-sales service card

Image: A detailed list of compatible smartphone models and notes on 4K recording for iOS and Android.

7. CHARGING AND BATTERY

The CP5 Lite is equipped with a 2000mAh high-capacity rechargeable battery, providing up to 3.5 hours of usage. It features a Type-C charging port compatible with 5V/1A chargers, mobile power banks, laptops, or car chargers.

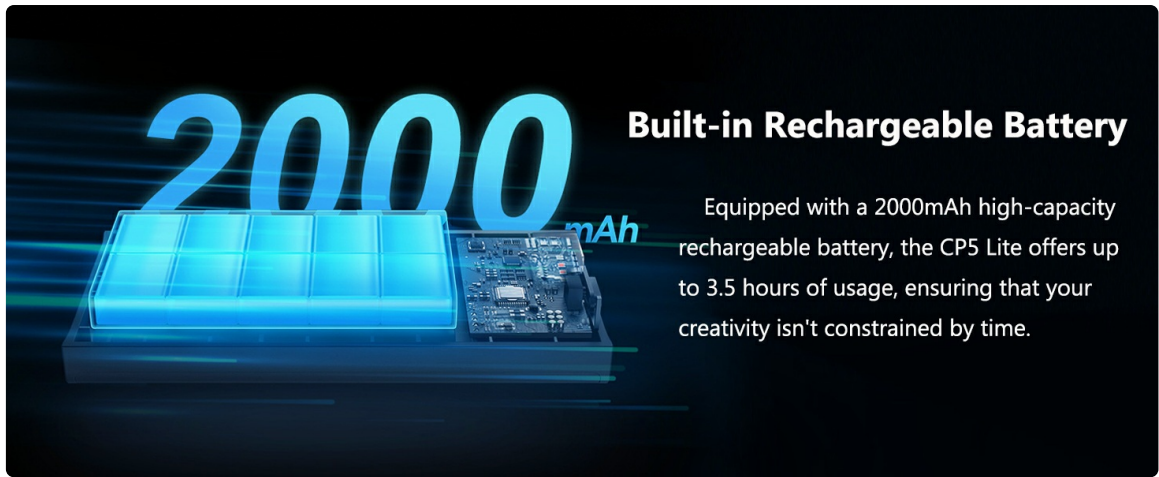


Image: Diagram showing the internal battery capacity and usage time.

8. MAINTENANCE

- Keep the device clean using a soft, dry cloth.
- Avoid exposing the device to extreme temperatures or humidity.
- Store in a cool, dry place when not in use.

9. TROUBLESHOOTING

- **Connection Issues:** Ensure your phone is connected to the CP5 Lite's Wi-Fi and screen mirroring is activated. Re-pair Bluetooth for shutter control if unresponsive.
- **Lag/Latency:** For lower latency during HD transmission, download the recommended app (e.g., Blackmagic Camera for iOS).
- **Magnetic Adhesion:** Ensure your phone has magnetic charging capabilities or is used with the provided magnetic case for secure attachment.
- **iPhone 17 Series:** If using with iPhone 17 series devices, contact Shimbol support to upgrade the firmware version.

10. SPECIFICATIONS

Feature	Detail
Brand	Shimbol
Model Number	CP5 Lite
Item Weight	4.3 ounces (123 Grams)

Package Dimensions	6.02 x 3.9 x 2.24 inches
Color	Gray (variant)
Compatible Devices	Cellphone (iOS & Android)
Display	5-inch 1080P Full HD
Wireless Transmission	Dual-band Wi-Fi (2.4G+5G), up to 50m range, 0.04s latency
Battery	2000mAh (up to 3.5 hours usage)
Charging Port	Type-C (5V/1A)

11. WARRANTY & SUPPORT

For warranty information, please refer to the included After-sales Service Card. For technical support, firmware upgrades (e.g., for iPhone 17 series compatibility), or any other inquiries, please contact Shimbol customer service. Contact details can be found on the After-sales Service Card or the official Shimbol website.

12. SAFETY INFORMATION

- Do not place the product near fire or flammable gases.
- Do not use in rain or humid environments.
- Keep the product out of reach of children.
- Do not disassemble at will. If repair is required, the product must be sent to an authorized repair center.

5" 1080P Full HD Display


Enjoy crystal-clear visuals on the 5" 1080P Full HD screen. Preview your shots in vivid detail and ensure every image or video is perfect before you hit record.

CP5 Lite



Clear Quality 1920x1080P

Other Models on the Market







Blurred Quality 800x480P

Image: Important safety warnings for the product.

Related Documents - CP5 Lite

	<p>SHIMBOL CP5 Wireless Video System User Manual</p> <p>This user manual provides detailed information on the SHIMBOL CP5 wireless video system, covering product highlights, design, specifications, safety guidelines, and connection methods for optimal use.</p>
	<p>Shimbol CP5 Wireless Video Transmitter User Manual</p> <p>User manual for the Shimbol CP5 wireless video transmitter, covering product highlights, design, package contents, technical specifications, safety precautions, and connection modes.</p>

	<p>Shimbol Memory I PRO Video Recording Monitor Instruction Manual</p> <p>This manual provides detailed instructions for the Shimbol Memory I PRO Video Recording Monitor, covering its features, operation, and technical specifications. Learn about its interface, recording functions, and various assist icons.</p>
	<p>KHRONOS Lite iPhone 17 Pro / 17 Pro Max Mobile Imaging Accessory User Guide</p> <p>User guide for the KHRONOS Lite Mobile Imaging Accessory, compatible with iPhone 17 Pro and iPhone 17 Pro Max. Includes product specifications, packing list, assembly instructions, and precautions.</p>
	<p>Instrukcja Obsługi Kontrolera Bezprzewodowego GameSir Nova Lite</p> <p>Szczegółowy podręcznik użytkownika dla kontrolera bezprzewodowego GameSir Nova Lite, zawierający informacje o zawartości opakowania, kompatybilności, wyglądzie produktu, podstawowych funkcjach, instrukcjach obsługi, połączeniach z różnymi platformami (PC, Switch, Android, iOS), ustawieniach turbo, kalibracji i resetowaniu, a także deklarację zgodności i informacje o bezpieczeństwie.</p>
	<p>CUPRA Formentor Bluetooth & Multimedia Compatibility Guide (From 2025)</p> <p>Comprehensive compatibility guide for smartphones with the CUPRA Formentor's Bluetooth and multimedia system, detailing support for features like Hands-Free, Full Link (Android Auto, Apple CarPlay), Connectivity Box (Wireless Charger), and Media Control Apps for models from 2025 onwards.</p>