

King Lucky i121

King Lucky Clip-on Earbuds User Manual

MODEL: i121

1. Introduction

Thank you for choosing the King Lucky Clip-on Earbuds, Model i121. These open-ear wireless Bluetooth headphones are designed to provide a comfortable, secure, and high-quality audio experience while keeping you aware of your surroundings. Ideal for daily use, workouts, and travel, they combine innovative design with advanced technology for crystal-clear sound and calls.

2. Product Overview

The King Lucky i121 earbuds feature a unique C-shaped bridge design for a comfortable and secure fit, weighing only 5.3g per earbud. They come with a compact charging case that extends their battery life significantly.



Image: King Lucky Clip-on Earbuds and their charging case, showcasing the pearl white color option.

What's in the Box



IPX5 Waterproof

nano hydrophobic coating, prevents rain and sweat from penetrating.

Note: This product is only suitable for protection against splashes, and can resist rain or light water splashes, but is not suitable for full immersion in water.



Image: A visual representation of the package contents, including the earbuds, charging case, user manual, and Type-C charging cable.

- Open Ear Earbuds (x2)
- Charging Case (x1)
- User Manual (x1)

- Type-C Charging Cable (x1)

Key Features

- **Unmatched Comfort & Secure Fit:** Upgraded C-shaped bridge design for all ear shapes.
- **Crystal Clear Calls:** Advanced ENC noise-cancelling technology and dual sound wave directional transmission.
- **Long-lasting Playtime:** Up to 50 hours with charging case, 6 hours on a single charge.
- **Superior Connectivity:** Bluetooth 5.4 for zero-latency and efficient energy consumption.
- **Rugged & Waterproof:** IPX5 rating with nano hydrophobic coating for protection against sweat and rain.
- **Open Ear Design:** Enjoy high-quality audio while staying aware of your surroundings.

3. Setup

Charging the Earbuds and Case

Before first use, fully charge the earbuds and charging case. Connect the provided Type-C charging cable to the charging port on the case and a power source. The indicator light on the case will show charging status.




Image: An illustration detailing the impressive battery life of the King Lucky earbuds, including single-charge, with-case, and standby times.

- **Charging Time:** Approximately 1.5 hours for a full charge.
- **Earbud Playtime:** Up to 6 hours on a single charge.
- **Total Playtime with Case:** Up to 50 hours.

Pairing with Your Device

The earbuds utilize Bluetooth 5.4 for fast and stable connections.



Soft & Delicate Silicone

The ear clip are crafted from soft silicone, giving you a cloud-like gentle touch on your ears.



Image: A visual representation of the Bluetooth 5.4 chip, emphasizing its advanced capabilities for faster and more reliable connections.

1. Open the charging case. The earbuds will automatically enter pairing mode.
2. On your device (smartphone, tablet, laptop), enable Bluetooth.
3. Search for available Bluetooth devices and select "King Lucky i121" (or similar name).
4. Once connected, you will hear a confirmation tone, and the earbuds will be ready for use.

The earbuds support dual connection, allowing them to be connected to two devices simultaneously.

4. Operating Instructions

The King Lucky i121 earbuds feature intuitive touch controls for easy management of calls and music.



Image: A comprehensive guide to the touch controls on the King Lucky earbuds, detailing single, double, triple, long press, and five-tap functions.

Action	Function (L/R Earbud)
Tap x1	Answer Call (L/R), Volume Down (L), Volume Up (R)
Tap x2	End Call (L/R), Play/Pause Music (L/R)
Tap x3	Activate Siri (L), Game Mode (R)
Long Press 2"	Reject Call (L/R), Previous Track (L), Next Track (R)

Action	Function (L/R Earbud)
Tap x5	Factory Reset (L/R)

Wearing the Earbuds

The C-shaped bridge design ensures a comfortable and secure fit, allowing you to wear them for extended periods without discomfort. The open-ear design allows you to hear your surroundings.



Image: A comparison illustrating the superior comfort and stability of King Lucky's C-shaped bridge design compared to other earbud types.

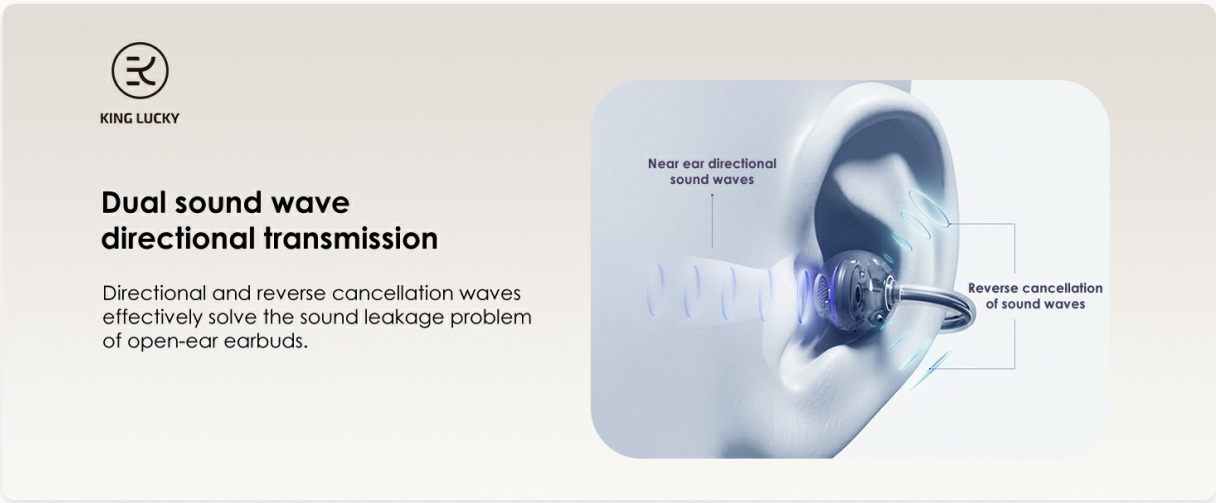


Image: A cyclist wearing the open-ear earbuds, demonstrating how the design allows awareness of surroundings for enhanced safety during outdoor activities.

5. Maintenance

Proper care will extend the life of your King Lucky earbuds.

- **Cleaning:** Use a soft, dry, lint-free cloth to clean the earbuds and charging case. Do not use harsh chemicals or abrasive materials.
- **Water Resistance:** The earbuds are IPX5 waterproof, meaning they are protected against splashes and sweat. They are not designed for full immersion in water.



ENC Noise Cancellation for Clear Calls

Even in windy environments, it clearly picks up your voice, ensuring crystal-clear calls.



Image: A visual demonstration of the earbuds' IPX5 waterproof capability, showing them being used during a rainy workout.

- **Storage:** Store the earbuds in their charging case when not in use to protect them and keep them charged. Avoid extreme temperatures.

6. Troubleshooting

If you encounter issues with your earbuds, try the following solutions:

- **No Sound:**
 - Ensure earbuds are charged.
 - Check Bluetooth connection on your device.
 - Adjust volume on both earbuds and device.
- **Pairing Issues:**
 - Turn off Bluetooth on other nearby devices.
 - Forget "King Lucky i121" from your device's Bluetooth list and re-pair.
 - Perform a factory reset (Tap x5 on either earbud).
- **Charging Issues:**
 - Ensure charging cable is securely connected.
 - Try a different charging cable or power adapter.
 - Clean charging contacts on earbuds and case.
- **Sound Leakage:**
 - Ensure earbuds are positioned correctly in your ear. The dual sound wave directional transmission technology minimizes leakage.



Dual-core shocking stereo sound

Experience unparalleled sound clarity and dynamic range, making every movie, game, and song a perfect immersive experience.

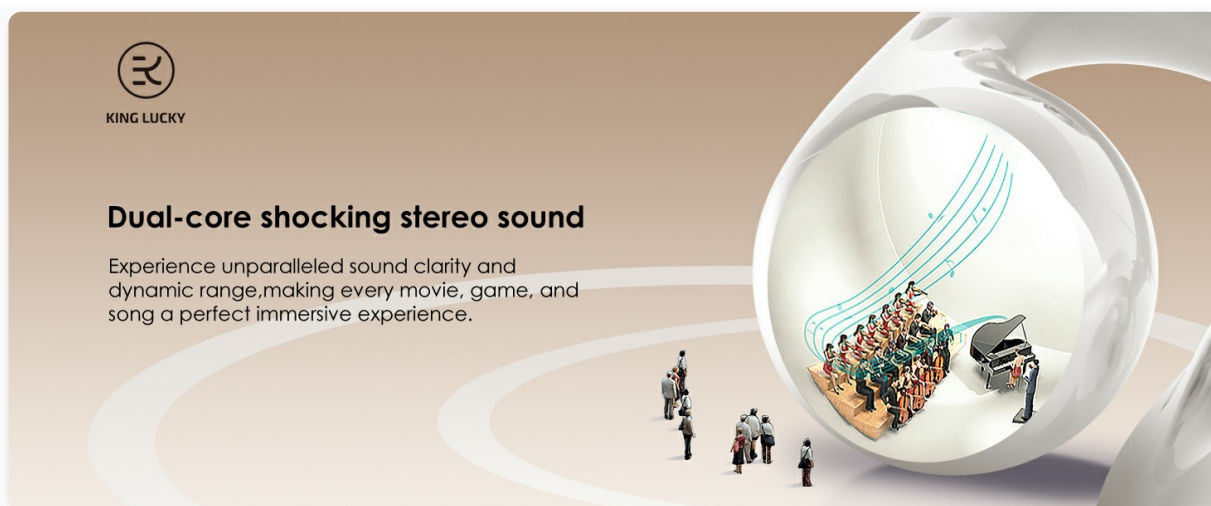


Image: An illustration of the dual sound wave directional transmission technology, which effectively reduces sound leakage from the open-ear earbuds.

7. Specifications

Feature	Detail
Model Name	i121
Connectivity Technology	Wireless (Bluetooth)
Bluetooth Version	5.4
Ear Placement	Open-Ear
Noise Control	ENC Noise Cancellation
Water Resistance Level	IPX5
Charging Time	1.5 Hours
Single Earbud Playtime	6 Hours
Total Playtime (with case)	50 Hours
Control Type	Touch Control
Frequency Range	20 Hz - 20,000 Hz
Impedance	16 Ohm
Item Weight	2.89 ounces
Material	Metal, Plastic, Rubber



8. Warranty and Support

King Lucky offers a 100-Day Return Guarantee for this product. For any questions, technical support, or warranty claims, please contact King Lucky customer service through the platform where you purchased the product or visit the official King Lucky website for contact information.

Please retain your proof of purchase for warranty purposes.

© 2025 King Lucky. All rights reserved.

Related Documents

	<p>KING LUCKY i31Pro Wireless Open-Ear Headsets User Manual</p> <p>User manual for the KING LUCKY i31Pro Wireless Open-Ear Headsets, detailing product specifications, appearance, functions, operations, and important notes.</p>
	<p>Kinglucky X7 Bone Conduction Headphones User Manual</p> <p>User manual for the Kinglucky X7 Bone Conduction Headphones, detailing features, operation, specifications, and troubleshooting. Includes FCC statement.</p>