

SHOKZ OpenFit 2+

SHOKZ OpenFit 2+ Open-Ear Headphones User Manual

Model: OpenFit 2+ (T921)

INTRODUCTION

The SHOKZ OpenFit 2+ are open-ear headphones designed for comfort and situational awareness, featuring Dolby Audio and advanced sound technology. This manual provides instructions for setting up, operating, and maintaining your OpenFit 2+ headphones to ensure optimal performance and longevity.




Image: SHOKZ OpenFit 2+ Open-Ear Headphones and charging case, highlighting their open-ear comfort and ultimate sound capabilities.

PACKAGE CONTENTS

Verify that all items are present in your OpenFit 2+ package:

- OpenFit 2+ Earbuds (1 pair)
- OpenFit 2+ Charging Case (1)
- USB-C Charging Cable (1)

- Carrying Bag (1)
- User Manual (this document)

What You Get!

- ① OpenFit 2+ True Wireless Earbuds*1
- ② OpenFit 2+ Charging Case*1
- ③ USB-C Charging Cable*1
- ④ Carrying Bag*1




Image: A visual representation of the SHOKZ OpenFit 2+ package contents, showing the earbuds, charging case, USB-C cable, and a black carrying bag.

SETUP

1. Charging the Headphones

Before first use, fully charge your OpenFit 2+ headphones. The charging case supports both USB-C cable charging and wireless charging.

- **USB-C Charging:** Connect the provided USB-C cable to the charging case and a power source.

- **Wireless Charging:** Place the charging case on a compatible wireless charging pad.

The LED indicator on the charging case will show the charging status. A full charge provides up to 11 hours of playback for the earbuds, with the charging case extending total playtime to up to 48 hours. A 10-minute quick charge provides approximately 2 hours of music playtime.




Image: The SHOKZ OpenFit 2+ charging case being wirelessly charged on a charging pad, indicated by a green LED light.

2. Pairing with Your Device

The OpenFit 2+ uses Bluetooth 5.4 for a fast and stable connection.

1. Ensure the earbuds are in the charging case and the case has power.
2. Open the charging case. The earbuds will automatically enter pairing mode (LEDs will flash).
3. On your device (smartphone, tablet, computer), go to Bluetooth settings and select "OpenFit 2+" from the list of available devices.
4. Once connected, a voice prompt will confirm "Connected."

MultiPoint Pairing: The OpenFit 2+ supports connecting to two devices simultaneously. To enable this, use the Shokz App to manage your connections and seamlessly switch between devices like your phone and laptop.



Image: SHOKZ OpenFit 2+ earbuds shown alongside a smartphone and a laptop, illustrating the Bluetooth 5.4 connectivity and MultiPoint pairing feature.

OPERATING INSTRUCTIONS

Wearing the Headphones

The OpenFit 2+ features flexible ear hooks for a secure and comfortable fit. Gently place the earbud over your ear, ensuring the speaker rests comfortably near your ear canal without entering it. Adjust the ear hook for a snug fit.




Image: A diagram demonstrating the proper method for wearing the SHOKZ OpenFit 2+ headphones, highlighting the placement of the earbud and the adjustment of the ear hook.

Comfort Feel, Secure Fit.

Inspired by the golden spiral, OpenFit 2+'s flexible ear hooks provide an optimized, secure fit.



9,4 g Featherlight
Ultra-Soft Silicone™ 2.0

Flexible Ear Hooks

Image: A person wearing the SHOKZ OpenFit 2+ headphones, illustrating the ergonomic design and secure fit provided by the flexible ear hooks.

Controls

The OpenFit 2+ features physical multifunction buttons for easy control of audio playback and calls. You can customize button functions and EQ settings using the Shokz App.

- **Play/Pause:** Single press on either earbud.
- **Skip Tracks:** Double press (typically right earbud for next, left for previous, customizable).
- **Adjust Volume:** Press and hold (typically right earbud for volume up, left for volume down, customizable).
- **Answer/End Call:** Single press on either earbud.

- **Reject Call:** Press and hold on either earbud.
- **Activate Voice Assistant:** Triple press (customizable).

Physical Multifunction Buttons.

Easily adjust volume, skip tracks, answer calls, and more with a simple press.



Image: A detailed view of the physical multifunction button on a SHOKZ OpenFit 2+ earbud, indicating its location for control.

Shokz App puts you in control.

Customize your listening experience and enable "MultiPoint Pairing" to seamlessly switch between devices.



Image: The SHOKZ OpenFit 2+ earbuds and charging case are shown with a smartphone displaying the Shokz App, which allows for customization of settings.

Audio Features

The OpenFit 2+ incorporates several technologies for an enhanced listening experience:

- **Dolby Audio:** Enabled for rich, expansive sound, transforming stereo into clear, lifelike audio. Activate via the Shokz App.
- **DualBoost Technology:** Features a 17.3mm low-frequency driver for deep bass and an independent tweeter for crisp highs.
- **OpenBass 2.0:** An AI algorithm designed to deliver powerful bass.
- **DirectPitch 2.0:** Concentrates sound directly to your ears, minimizing sound leakage while maintaining

situational awareness.

Detailed Sound That's Unheard.

DualBoost™ Technology with 2 individual speakers brings you dynamic audio experience. Shokz OpenBass™ 2.0 is all about powerful bass.

• High-frequency unit

• Low-frequency unit



Deep bass, crystal-clear mids and highs.

Image: An internal diagram of the SHOKZ OpenFit 2+ earbud, highlighting the separate high-frequency and low-frequency audio units.

Call Functionality

Four AI-enhanced microphones filter out background noise, ensuring clear communication even in noisy environments.



AI-Powered Call Clarity

4 beamforming mics
powered by
noise cancelling technology
and AI algorithms provide clear calls.



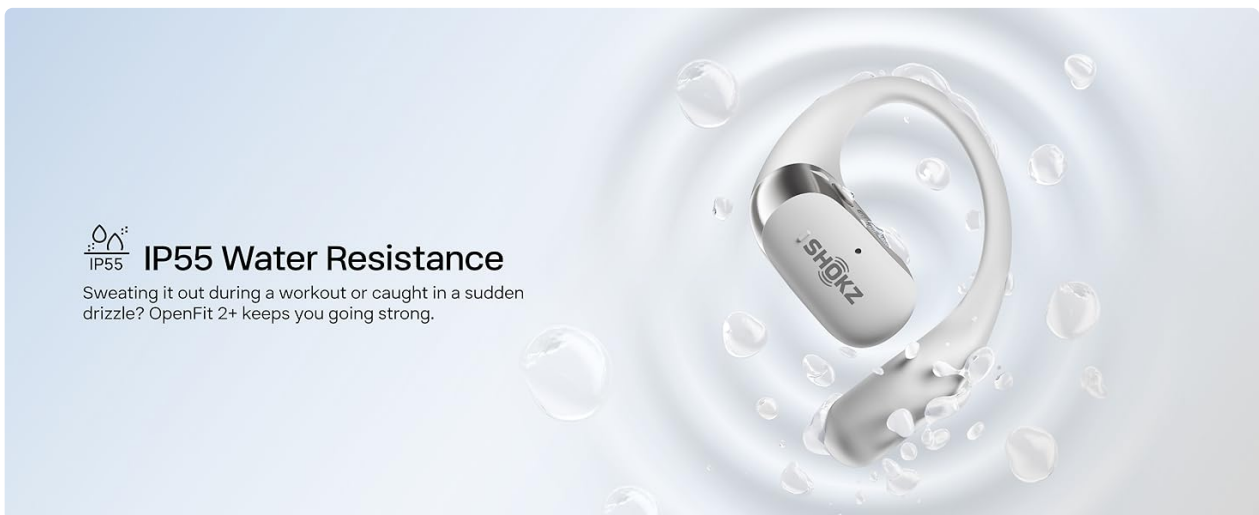
Image: A woman engaged in a phone call while wearing SHOKZ OpenFit 2+ headphones, demonstrating the AI-powered call clarity feature.

MAINTENANCE

Water Resistance (IP55)

The OpenFit 2+ headphones are rated IP55, meaning they are resistant to sweat and splashes. This makes them suitable for workouts and outdoor activities. However, they are not designed for submersion in water.

- Avoid prolonged exposure to heavy rain or direct water jets.
- Do not wear while swimming or showering.
- Ensure the charging port is dry before charging to prevent damage.



IP55 Water Resistance

Sweating it out during a workout or caught in a sudden drizzle? OpenFit 2+ keeps you going strong.

Image: A SHOKZ OpenFit 2+ earbud covered in water droplets, visually representing its IP55 water resistance rating.

Cleaning and Storage

- Wipe the earbuds and charging case with a soft, dry cloth.
- Do not use abrasive cleaners or solvents.
- Store the headphones in their charging case when not in use to protect them and keep them charged.
- Avoid extreme temperatures.

TROUBLESHOOTING

If you encounter issues with your OpenFit 2+ headphones, try the following solutions:

- **No Power:** Ensure the charging case and earbuds are fully charged.
- **Cannot Pair:**
 - Make sure Bluetooth is enabled on your device.
 - Ensure the earbuds are in pairing mode (LEDs flashing).
 - Forget "OpenFit 2+" from your device's Bluetooth list and try pairing again.
 - Restart your device.
- **No Sound/Low Volume:**
 - Check the volume levels on both your headphones and your connected device.
 - Ensure the headphones are properly connected to your device.
 - Clean any debris from the speaker grilles.
- **Call Quality Issues:**
 - Ensure microphones are not obstructed.
 - Move to a quieter environment if possible.
- **Earbuds Not Charging:**
 - Ensure earbuds are correctly seated in the charging case.
 - Check that the charging case itself is charged.
 - Clean the charging contacts on both the earbuds and the case.

For further assistance, refer to the official SHOKZ support website.

SPECIFICATIONS

Feature	Detail
Model Name	OpenFit 2+
Item Model Number	SHOKZ T921
Connectivity Technology	Wireless (Bluetooth 5.4)
Bluetooth Range	33 Feet (10 meters)
Audio Driver Type	Dynamic Driver (DualBoost Technology)
Frequency Response	2402 MHz
Sensitivity	96.5 dB
Battery Life (Earbuds)	Up to 11 Hours
Total Playtime (with Charging Case)	Up to 48 Hours
Charging Time	Approximately 1 Hour (earbuds)
Quick Charge	10 minutes for 2 hours playtime
Charging Interface	USB-C, Wireless Charging
Water Resistance Level	IP55

Feature	Detail
Control Type	Button Control, App Control
Ear Placement	Open Ear
Earpiece Shape	Hook
Item Weight (Earbuds)	9.4g each (approx.)
Carrying Case Battery Capacity	600 Milliamp Hours
Carrying Case Dimensions	15.2 x 7.6 x 2.3 cm (approx.)
Carrying Case Weight	53 Grams
Material	PC, Silicone
Compatible Devices	Android, Mac, PC, Watch, iPhone

SAFETY INFORMATION

- Do not disassemble or modify the product.
- Keep away from extreme temperatures, direct sunlight, and fire.
- Avoid using at excessively high volumes for prolonged periods to prevent hearing damage.
- Maintain awareness of your surroundings when using open-ear headphones, especially in traffic or hazardous environments.
- Keep out of reach of children and pets.


WARRANTY AND SUPPORT

SHOKZ products typically come with a limited warranty. For detailed warranty information, product registration, and technical support, please visit the official SHOKZ website:

www.shokz.com

You can also find FAQs and contact customer service through their website.

Related Documents - OpenFit 2+

<p>OPENFIT 2+ User Guide</p> <p>SHOKZ T921</p>	<p>Shokz OpenFit 2+ User Guide: Features, Operation, and Maintenance</p> <p>Comprehensive user guide for Shokz OpenFit 2+ wireless earbuds (T921). Learn about setup, pairing, controls, charging, features like Dolby Audio and MultiPoint Pairing, maintenance, and warranty.</p>
<p>OPENFIT 2+ ユーザガイド</p> <p>SHOKZ T921</p>	<p>Shokz OpenFit 2+ User Guide T921 Wireless Earbuds</p> <p>Comprehensive user guide for the Shokz OpenFit 2+ (T921) open-ear wireless earbuds, covering setup, operation, features, maintenance, and warranty information.</p>
<p>OPENFIT 2+ Mode d'emploi</p> <p>SHOKZ T921</p>	<p>Shokz OpenFit 2+ User Manual</p> <p>Comprehensive user manual for the Shokz OpenFit 2+ open-ear true wireless earbuds, covering setup, features, controls, maintenance, and warranty information.</p>
<p>OPENFIT 2+ User Guide</p> <p>SHOKZ T921</p>	<p>Shokz OpenFit 2+ True Wireless Earbuds User Guide</p> <p>This user guide provides detailed instructions for the Shokz OpenFit 2+ True Wireless Earbuds (Model T921), covering setup, operation, features like Dolby Audio and MultiPoint Pairing, charging, maintenance, and warranty information.</p>
<p>OPENFIT 2+ Hướng dẫn sử dụng</p> <p>SHOKZ T921</p>	<p>Shokz OpenFit 2+ User Manual</p> <p>Comprehensive user manual for the Shokz OpenFit 2+ wireless earbuds, covering setup, usage, controls, features, maintenance, and warranty information.</p>
	<p>Shokz OpenFit Air User Guide: Pairing, Wearing, and Controls</p> <p>Comprehensive user guide for Shokz OpenFit Air earbuds, covering Bluetooth pairing, proper wear, touch controls, indicator lights, and Shokz app features. Available in multiple languages.</p>