



[Manuals.plus](#) /

> [HP](#) /

> HP 14 inch Laptop (Model 14-dq3500nr) User Manual

HP 14-dq3500nr

HP 14 inch Laptop (Model 14-dq3500nr) User Manual

Model: 14-dq3500nr

1. INTRODUCTION

This manual provides essential information for setting up, operating, maintaining, and troubleshooting your HP 14 inch Laptop, model 14-dq3500nr. This laptop is designed for productivity and entertainment, featuring a thin and light design for portability.

Key features include an Intel Celeron N4500 processor, 4 GB RAM, 64 GB eMMC storage, Intel UHD Graphics, and Windows 11 Home in S Mode. The display is a micro-edge high-definition panel.



Image 1.1: Front view of the HP 14 inch Laptop in Natural Silver, displaying a scenic wallpaper.

2. WHAT'S INCLUDED

Verify that the following items are included in your product packaging:

- HP Laptop 14-dq3500nr
- 45 W AC power adapter
- Setup instructions (this manual)

Microsoft Copilot Key

Copilot gives you intelligent answers. Get AI assistance with the Copilot key.*



* Requires Windows 11. Some features require an NPU. Timing of feature delivery and availability varies by market and device. Requires Microsoft account to log in. Where Copilot is not available, the Copilot key will lead to the Bing search engine. See <http://aka.ms/WindowsAIFeatures>.

Image 2.1: Contents of the HP 14 inch Laptop box, showing the laptop, power adapter, and setup instructions.

3. SETUP GUIDE

3.1 Initial Power-On

1. Unpack the laptop and all accessories from the box.
2. Connect the 45 W AC power adapter to the laptop's AC smart pin port and then to a power outlet.
3. Open the laptop lid and press the power button to turn on the device.

Powered up and productive



Work, watch and stay connected all day with long-lasting battery life and HP Fast Charge technology.




Image 3.1: The HP 14 inch Laptop on a table, connected to its power adapter, indicating readiness for use.

3.2 Operating System Setup (Windows 11 Home in S Mode)

Follow the on-screen instructions to complete the initial setup of Windows 11 Home in S Mode. This includes:

- Selecting your region and keyboard layout.
- Connecting to a Wi-Fi network.
- Signing in with or creating a Microsoft account.
- Reviewing privacy settings.

Windows 11 Home in S Mode offers enhanced security and performance by exclusively running applications from the Microsoft Store. If you require applications outside the Microsoft Store, you can switch out of S Mode, though this is a one-way process.


4. OPERATING YOUR LAPTOP

4.1 Performance Overview

The HP 14 inch Laptop is equipped with an Intel Celeron N4500 processor, 4 GB DDR4 RAM, and 64 GB

eMMC storage. It features Intel UHD Graphics for visual tasks.

HP 14" Laptop

Performance to do more. All day long. 






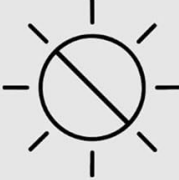
<p>PROCESSOR</p>  <p>Intel® Celeron® N4500</p>	<p>MEMORY</p>  <p>4 GB RAM</p>	<p>STORAGE</p>  <p>64 GB eMMC</p>
<p>GRAPHICS</p>  <p>Intel® UHD</p>	<p>OPERATING SYSTEM</p>  <p>Windows 11 Home in S mode</p>	<p>DISPLAY</p>  <p>HD, anti-glare</p>

Image 4.1: A graphic summarizing the laptop's key specifications: Intel Celeron N4500 processor, 4 GB RAM, 64 GB eMMC storage, Intel UHD Graphics, Windows 11 Home in S Mode, and HD anti-glare display.

4.2 Display Features

The laptop features a 14-inch HD micro-edge display. The micro-edge design minimizes bezels, providing a larger screen area for viewing content and supporting seamless multi-monitor setups.

Take it anywhere. See more.



The micro-edge bezel display is perfect for immersive entertainment or seamless dual monitor setups.



Image 4.2: The HP 14 inch Laptop showcasing its micro-edge display with a vibrant sunset image, highlighting the minimal bezel design.

4.3 Connectivity Ports

The laptop includes various ports for connecting peripherals and external devices:

- 1x USB Type-C 5Gbps signaling rate (data transfer only, no charging or external monitors)
- 2x USB Type-A 5Gbps signaling rate
- 1x HDMI 1.4b
- 1x Headphone/microphone combo jack
- 1x AC smart pin for power adapter
- Multi-format SD media card reader

What's in the box



HP 14" Laptop



45 W AC
power adapter



Setup
instructions

Image 4.3: A diagram illustrating the various ports on the sides of the HP 14 inch Laptop, including USB Type-A, USB Type-C, HDMI, headphone/microphone combo, AC smart pin, and multi-format SD media card reader.

4.4 Battery and Charging

The laptop offers an average battery life of approximately 8.15 hours. It supports HP Fast Charge technology, allowing the battery to charge from 0% to 50% in approximately 45 minutes when the system is off or in standby mode.

Portable performance




Image 4.4: The HP 14 inch Laptop shown with its dimensions (12.76" W x 8.86" D x 0.71" H) and weight (3.24 lbs), along with an icon indicating up to 12 hours of video playback (note: average battery life is 8.15 hours for general use).

4.5 Microsoft Copilot Key

The laptop features a dedicated Microsoft Copilot Key, providing quick access to AI assistance for intelligent answers and enhanced productivity.



Headset sold separately.

Image 4.5: The HP 14 inch Laptop displaying the Windows 11 desktop, with an inset showing the Microsoft Copilot key on the keyboard.

5. MAINTENANCE

5.1 Cleaning Your Laptop

- Use a soft, lint-free cloth slightly dampened with water or a screen cleaner to clean the display.
- For the keyboard and chassis, use a soft, dry cloth. Avoid harsh chemicals or abrasive materials.
- Ensure the laptop is powered off and unplugged before cleaning.

5.2 Battery Care

- Avoid exposing the laptop to extreme temperatures.
- For optimal battery longevity, avoid consistently discharging the battery completely or keeping it at 100% charge for extended periods.
- If storing the laptop for a long time, charge the battery to about 50% and power off the device.

5.3 Software Updates

Regularly check for and install Windows updates to ensure your system has the latest security patches and performance improvements. You can find updates in Windows Settings > Windows Update.

6. TROUBLESHOOTING

6.1 General Performance Issues

If the laptop experiences slow performance:

- **Restart the laptop:** A simple restart can resolve many temporary performance issues.
- **Close unnecessary applications:** Too many programs running simultaneously can consume system resources.
- **Check for updates:** Ensure Windows and drivers are up to date.
- **Monitor storage:** Ensure you have sufficient free space on the 64 GB eMMC drive.

6.2 Internet Connectivity Problems

If you encounter issues with Wi-Fi connectivity:

- **Restart your router/modem:** Power cycle your network equipment.
- **Restart the laptop:** This can reset network adapters.
- **Check Wi-Fi settings:** Ensure Wi-Fi is enabled and you are connected to the correct network.
- **Update network drivers:** Outdated drivers can cause connectivity issues.

7. PRODUCT SPECIFICATIONS

Feature	Specification
Brand	HP
Model Name	HP Laptop 14-dq3500nr
Screen Size	14 Inches
Screen Resolution	1366 x 768 pixels (HD)
Processor	Intel Celeron N4500 (up to 2.8 GHz burst frequency, 2 cores, 2 threads)
RAM	4 GB DDR4 (2933 MHz)
Hard Drive	64 GB eMMC
Graphics Coprocessor	Intel UHD Graphics (Integrated)
Operating System	Windows 11 Home in S Mode
Wireless Type	802.11ax, Bluetooth

Feature	Specification
Average Battery Life	8.15 Hours
Item Weight	3.24 pounds
Product Dimensions	12.76 x 8.86 x 0.71 inches
Color	Natural silver
Ports	1x USB Type-C, 2x USB Type-A, 1x HDMI 1.4b, 1x Headphone/microphone combo, 1x AC smart pin, Multi-format SD media card reader

8. WARRANTY AND SUPPORT

8.1 Limited Warranty

This HP computer comes with a **1-year limited hardware warranty**. This warranty covers defects in materials and workmanship under normal use.

8.2 Technical Support

You receive **90 days of limited technical support** for software and initial setup. Web support is available 24 hours a day, 7 days a week.

For further assistance, please refer to the official HP support website or contact HP customer service.