

Laifen LFSE

Laifen Hair Dryer SE User Manual

Brand: Laifen | Model: LFSE

1. INTRODUCTION

Thank you for choosing the Laifen Hair Dryer SE. This high-speed hair dryer is designed to provide efficient and gentle drying, leaving your hair smooth and shiny. Please read this manual carefully before use to ensure proper operation and maintenance.

2. SAFETY INFORMATION

To ensure safe operation and prevent damage, please adhere to the following safety guidelines:

- Keep out of reach of children.
- Do not rinse or submerge the hair dryer in water.
- Keep the power plug and cord away from heated surfaces.
- Do not use the hair dryer while bathing or in excessively wet environments.
- Always unplug the appliance after use and before cleaning.
- Do not operate if the cord or plug is damaged.

3. PACKAGE CONTENTS

Verify that all items are present in your Laifen Hair Dryer SE package:

- Laifen SE High-Speed Hair Dryer x1
- User Manual x1

- Quick-Start Guide x1
- Diffuser Nozzle x1
- Smooth Nozzle x1

What's in the Box



Image: The Laifen Hair Dryer SE, user manual, quick-start guide, diffuser nozzle, and smooth nozzle are neatly arranged in their product packaging.

4. PRODUCT OVERVIEW

The Laifen Hair Dryer SE features an ergonomic design with intuitive controls and advanced technology for optimal hair care.

A Closer Look

Magnetic Filter

Magnetic design that just clicks into place



4-Color LED

The bright way to see the temperature



Elegant Design

A streamlined body that is ergonomic and easy to grip



Control Buttons

Fingerprint-resistant controls offer smooth operation



Image: Detailed views highlighting the magnetic filter, the 4-color LED ring, the elegant design, and the control buttons on the handle.

Laifen's Iconic Motor Performance

105,000
RPM

21m/s
Airspeed



Image: An X-ray view of the hair dryer showcasing its powerful 105,000 RPM brushless motor, capable of 21m/s airspeed.

Key Features:

- **High-Speed Motor:** 105,000 RPM brushless motor for fast drying.
- **Negative Ionic Technology:** Releases 200 million negative ions to reduce frizz and enhance shine.
- **4-Color LED Ring Light:** Indicates temperature settings (Blue: Cold, Yellow: Warm, Red: Hot, Rotating: Temperature Cycling Mode).
- **Thermo Control Technology:** Microprocessor monitors air temperature 50 times per second to prevent heat damage.
- **Low Noise Operation:** Operates at 59dB for a quieter drying experience.
- **Magnetic Attachments:** Easy to attach and remove nozzles.

- **Compact and Lightweight:** Weighs 0.9 lb (407g) for comfortable use and travel.

5. SETUP AND ASSEMBLY

The Laifen Hair Dryer SE comes with magnetic attachments for easy setup.

1. **Attaching Nozzles:** Simply bring the desired nozzle (Smooth Nozzle or Diffuser Nozzle) close to the front of the hair dryer. The magnetic connection will securely snap it into place.
2. **Removing Nozzles:** Gently pull the nozzle away from the hair dryer to detach it.

The Ideal Styling Partners



Diffuser Nozzle

Diffuses airflow, making it perfect for volumizing curly hair



Smooth Nozzle

Concentrates airflow, leaving hair soft and smooth

Image: The Diffuser Nozzle is ideal for volumizing curly hair, while the Smooth Nozzle concentrates airflow for soft and smooth results.

6. OPERATING INSTRUCTIONS

Follow these steps to operate your Laifen Hair Dryer SE:

1. **Power On/Off:** Locate the power switch on the handle. Slide it to the 'On' position to power on the device. Slide it to 'Off' to power off.
2. **Adjusting Speed:** The top button on the handle controls the airflow speed. Press it to toggle between High and Low speed settings.
3. **Adjusting Temperature:** The bottom button on the handle controls the temperature.
 - Press once for Cold Air (Blue LED).
 - Press again for Warm Air (Yellow LED).
 - Press again for Hot Air (Red LED).
 - Press and hold for two seconds to activate Temperature Cycling Mode (LED rotates through colors), which alternates between hot and cold air to prevent heat damage.

Suits Everyone's Drying Needs



2 Speeds

+ High
- Low

4 Temperatures

● Hot
● Warm
● Cold
● Temperature Cycling Mode

Image: The control panel showing the two speed settings (High/Low) and four temperature options (Hot, Warm, Cold, Temperature Cycling Mode).

7. MAINTENANCE AND CARE

Regular maintenance ensures the longevity and optimal performance of your hair dryer.

1. **Cleaning the Filter:** The Laifen Hair Dryer SE features a removable filter at the bottom of the handle to collect dust and hair.
 - Gently pull the bottom section of the handle to detach the filter cover.
 - Remove any accumulated dust or hair from the filter mesh.
 - Reattach the filter cover by aligning it and pushing it back into place until it clicks.
2. **General Cleaning:** Wipe the exterior of the hair dryer with a soft, damp cloth. Do not use abrasive cleaners or immerse the unit in water.

Safer Styling

The **0.2mm** fine mesh filter protects against hair and dust from getting into the hair dryer



Image: The 0.2mm fine mesh filter designed to protect the internal components from hair and dust.

8. SPECIFICATIONS

Feature	Detail
Product Dimensions	15.35 x 7.56 x 6.46 inches; 14.4 ounces
Item Model Number	LFSE
Manufacturer	Laifen
Color	Purple
Material	Polycarbonate
Wattage	1400 watts
Power Source	Corded Electric

9. TROUBLESHOOTING

If you encounter any issues with your Laifen Hair Dryer SE, please refer to the following common solutions:







- **No Power:** Ensure the power cord is securely plugged into a working electrical outlet. Check if the power switch on the handle is in the 'On' position.
- **Weak Airflow:** Check the filter at the bottom of the handle for any blockages (dust, hair). Clean the filter as described in the Maintenance section.
- **Overheating:** The hair dryer has an automatic overheat protection feature. If it stops working due to overheating, unplug it and allow it to cool down for at least 10-15 minutes before resuming use. Ensure the air inlets and outlets are not blocked.
- **Unusual Noise:** Ensure the filter is clean and properly seated. If the noise persists, discontinue use and contact customer support.

For issues not covered here, please contact Laifen customer support.

10. WARRANTY AND SUPPORT

The Laifen Hair Dryer SE comes with a 2-year warranty. For warranty claims, technical support, or any product-related inquiries, please visit the official Laifen website or contact their customer service team through the contact information provided on the product packaging or quick-start guide. Please retain your proof of purchase for warranty purposes.

Related Documents - LFSE

	<p>Laifen SE High-Speed Hair Dryer Quick Start Guide</p> <p>A quick start guide for the Laifen SE High-Speed Hair Dryer, covering function descriptions, nozzle usage, drying instructions, cleaning and maintenance, and troubleshooting common faults.</p>
	<p>Laifen Swift High-Speed Hair Dryer: Quick Start Guide</p> <p>A concise guide to operating, using, cleaning, and troubleshooting the Laifen Swift High-Speed Hair Dryer. Learn about speed settings, temperature control, nozzle attachment, drying techniques, maintenance, and common issues.</p>
	<p>Laifen Hair Dryer Troubleshooting Guide and FAQs</p> <p>A comprehensive guide to frequently asked questions and troubleshooting for the Laifen Hair Dryer, covering common issues, return policy, and warranty information.</p>
	<p>Laifen SE High-Speed Hair Dryer - Features, Specifications, and Manual</p> <p>Discover the Laifen SE High-Speed Hair Dryer. Learn about its advanced features, technical specifications, speed settings, cleaning and maintenance, troubleshooting guide, warranty information, and manufacturer details. Experience powerful, smart, and efficient hair drying.</p>
	<p>Laifen Swift User Manual - Fast Drying Hair Care</p> <p>Comprehensive user manual for the Laifen Swift high-speed hair dryer, detailing features, safety instructions, maintenance, and troubleshooting. Learn about its digital motor, ionic technology, and hot-cold air circulation for optimal hair drying.</p>
	<p>Laifen High-Speed Hair Dryer SE Series User Manual</p> <p>Official user manual for the Laifen High-Speed Hair Dryer, SE Series (1400W, 1500W). Includes product features, specifications, dimensions, maintenance, safety warnings, and manufacturer information.</p>