

MINISO MS152

MINISO MS152 Translation Earbuds User Manual

Model: MS152

1. INTRODUCTION

This manual provides essential instructions for the setup, operation, and maintenance of your MINISO MS152 Translation Earbuds. These earbuds are designed to facilitate real-time language translation, offering seamless communication across various languages and accents for travel, business, and study.



Image: The MINISO MS152 Translation Earbuds, featuring an ear-hook design, alongside their compact charging case.

2. PRODUCT FEATURES

- **Multi-language Translation:** Supports real-time two-way translation in 134 languages and accents via a dedicated application. Includes free offline translation packs.
- **High-Quality Audio:** Provides clear audio with 98% translation accuracy and low translation delay.
- **Superior Battery Life:** Offers approximately 5.5 hours of earphone usage on a single charge. The charging case extends usage time significantly.
- **Fast Charging:** Earphones charge in approximately 1.5 hours, and the charging case also charges in about 1.5 hours.
- **Lightweight and Portable Design:** Features a simple, fashionable, and ergonomic ear-hook design for comfortable and stable wear, easy to carry.
- **AI Simultaneous Interpretation:** Enables seamless, instant translation of spoken sentences without

requiring pauses between speakers.

- **App Integration:** Requires the "SayMi" application for translation functions, offering permanent free translation without subscription.

3. SPECIFICATIONS

Feature	Detail
Model	MS152
Bluetooth Version	V5.4
Effective Distance	Approx. 10m
Speaker Diameter	φ13mm
Impedance	32Ω
Frequency Response	20Hz-20KHz
Microphone Sensitivity	-42dB+3dB
Earphone Input	5V=50mA
Charging Case Input	5V=300mA
Charging Case Output	5V=100mA
Earphone Battery Capacity	50mAh
Charging Case Battery Capacity	300mAh
Earphone Duration	Approx. 5.5 H
Earphone Charging Time	Approx. 1.5 H
Charging Time of Case	Approx. 1.5 H
Battery Cell Composition	Lithium Metal
Compatibility	iOS and Android devices

4. SETUP GUIDE

4.1 Unboxing and Initial Preparation

1. Carefully remove the earbuds and charging case from the packaging.
2. Before first use, ensure to remove any clear protective film from the earbud charging contacts. This film prevents proper charging and connection.

4.2 Charging the Earbuds and Case

The earbuds come with a compact charging case. To charge:

- Place the earbuds into their respective slots in the charging case. Ensure they are seated correctly to initiate charging.
- Connect the charging case to a power source using the provided USB-C cable. The case will indicate

its charging status.

- A full charge for both earbuds and the case takes approximately 1.5 hours.

MINISO

STABLE TO WEAR

Three-point support structure



Image: The compact charging case for the MS152 earbuds, shown rotating to highlight its design and portability.

4.3 Bluetooth Pairing

1. Open the charging case and remove the earbuds. They will automatically enter pairing mode, indicated by a flashing green light.
2. On your smartphone (iOS or Android), navigate to the Bluetooth settings.
3. Search for available devices. The earbuds will appear as "J500 PLUS" or a similar identifier.
4. Select the earbuds to connect. A voice prompt will confirm successful pairing.

Your browser does not support the video tag.

Video: Demonstrates the process of connecting the translation headphones to a mobile device via Bluetooth and using the companion app.

4.4 App Download and Activation

The translation function requires the "SayMi" application.

1. Locate the QR code in your product manual. Scan it with your smartphone to download the "SayMi" app.
2. Install and open the app. You will need to log in via email or mobile number and enter a verification code.
3. The app will prompt you to enter an activation code, also found in your manual. Scan the QR code for activation.
4. Grant necessary permissions (location, device connection, Bluetooth scan, internet, microphone, camera) when prompted by the app for full functionality.

Your browser does not support the video tag.

Video: Illustrates the setup process for the AI Translation Earbuds, including app download, Bluetooth pairing, and activation steps.

5. OPERATING MODES

The SayMi app offers several modes to suit different translation needs:

- **AI Dialogue Mode:** Engage in conversations with an AI assistant.
- **Free Talk (Dual Ear) Mode:** Ideal for two-person conversations where each person wears an earbud. Speak into your phone, and the translation is heard in the other person's earbud.
- **Translation Machine Mode:** The app translates spoken language from your phone's microphone, playing the translation through the phone's speaker.
- **Headphones + Phone Mode:** One person wears the earbuds and speaks, while the other person speaks into the phone. Translations are delivered to the respective devices.
- **Voice Note Mode:** Record voice notes and have them translated.
- **Audio and Video Translation Mode:** Translate audio from media playing on your device.
- **Photo Translation:** Use your phone's camera to translate text from images, such as menus or signs.

3 Modes for Various Scenarios




Image: Visual representation of the three primary operating modes: Touch Mode for individual use, Speaker Mode for group listening, and Free-speech Mode for interactive conversations.

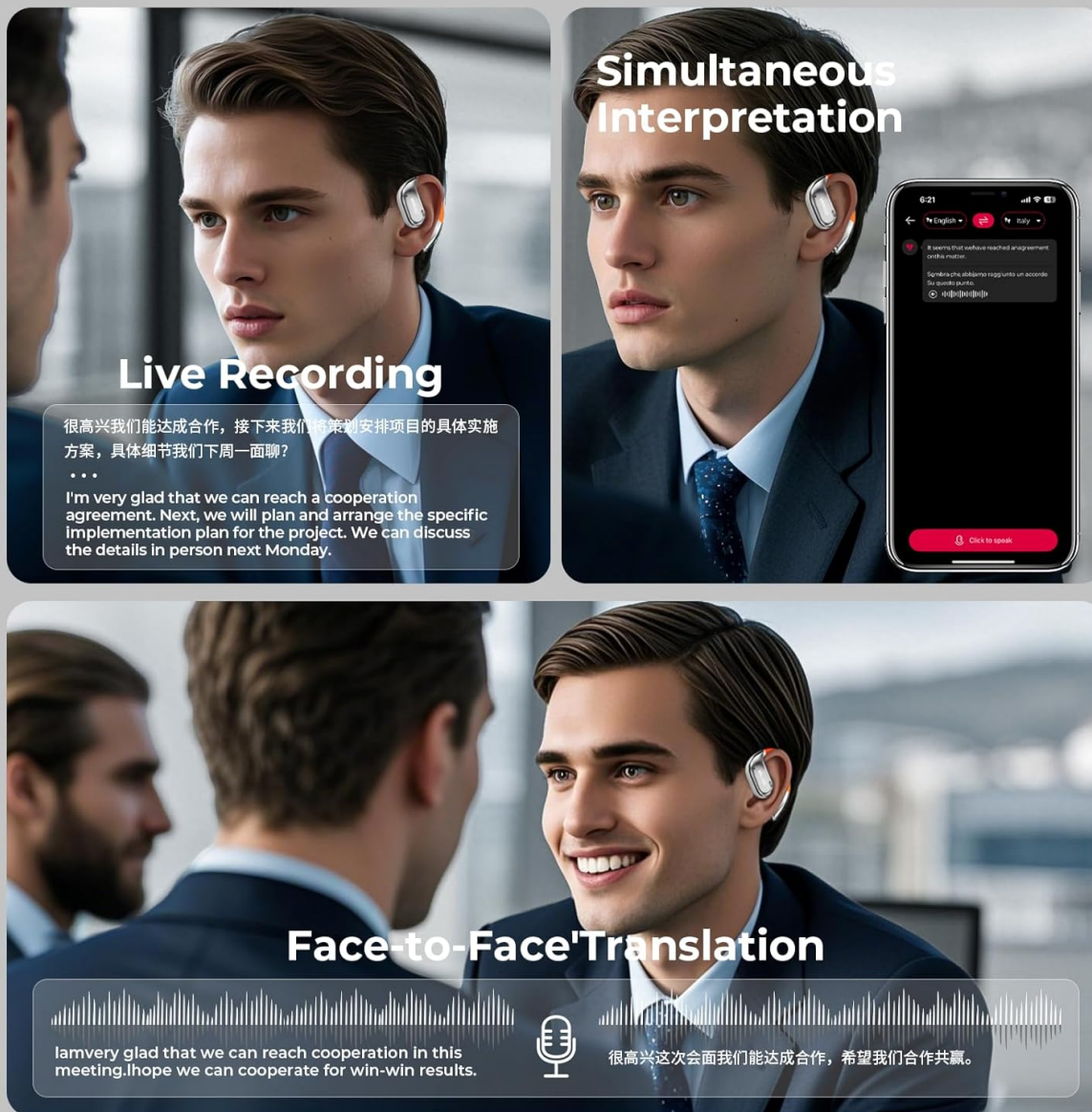


Image: Detailed view of the app interface showing Live Recording, Simultaneous Interpretation, and Face-to-Face Translation in action.

6. MAINTENANCE AND CARE

- **Cleaning:** Regularly wipe the earbuds and charging case with a soft, dry cloth. Avoid using harsh chemicals or abrasive materials.
- **Storage:** When not in use, store the earbuds in their charging case to protect them from dust and damage.
- **Water Resistance:** While designed for daily use, avoid submerging the earbuds in water. Clean any moisture immediately.
- **Temperature:** Do not expose the earbuds or case to extreme temperatures (hot or cold) or direct sunlight for extended periods.

7. TROUBLESHOOTING

- **Earbuds not pairing:**
 - Ensure protective films are removed from charging contacts.

- Check if earbuds are charged.
- Turn off and on your phone's Bluetooth.
- Restart the earbuds by placing them back in the case and taking them out.

- **Translation not working:**

- Verify Bluetooth connection to your phone.
- Ensure the "SayMi" app is open and has all necessary permissions.
- Check your internet connection (required for most translation modes).
- Confirm correct source and target languages are selected in the app.






- **Poor audio quality:**

- Ensure earbuds are clean and free of debris.
- Check the volume settings on both your phone and the earbuds.
- Move closer to your connected device to avoid interference.

8. WARRANTY AND SUPPORT

For warranty information, technical support, or further assistance, please refer to the contact details provided in your product packaging or visit the official MINISO website. Keep your purchase receipt for warranty claims.

Related Documents - MS152

	<p>MINISO-M06 Bluetooth Earphones User Manual</p> <p>Comprehensive user manual for MINISO-M06 Bluetooth earphones, covering setup, operation, safety precautions, troubleshooting, and technical specifications. Learn how to pair, control playback, and use voice assistants.</p>
	<p>MINISO TWS Bluetooth Headphones User Guide</p> <p>Comprehensive user guide for MINISO TWS Bluetooth Headphones (Model: MINISO-207), covering specifications, setup, operation, troubleshooting, and FCC compliance.</p>
	<p>MINISO Smart Audio Glasses User Manual</p> <p>User manual for MINISO Smart Audio Glasses, detailing setup, pairing, call handling, music control, voice commands, remote camera, charging, and FCC compliance information.</p>
	<p>MINISO W99 Dopamine Gradient Soap Open Wearable Stereo Wireless Earbuds User Manual</p> <p>User manual for MINISO W99 wireless earbuds, covering product structure, functions, parameters, troubleshooting, and safety warnings. Features include Bluetooth 5.3, 30mAh earbud battery, 200mAh charging case battery, and 5-hour playback time.</p>
	<p>MINISO MS502 Wireless Earbuds: Quick Start Guide and User Manual</p> <p>Comprehensive guide for MINISO MS502 wireless earbuds, covering setup, basic operations, key functions, LED indicators, health monitoring features, safety guidelines, warranty information, and FCC compliance. Learn how to pair, use, and maintain your earbuds.</p>



[MINISO Barbie Wireless Earbud BM22 User Manual](#)

User manual for the MINISO Barbie Wireless Earbud BM22, covering product introduction, features, setup, operation, troubleshooting, specifications, and safety information.