

Rinsmola G21 Pro

Rinsmola G21 Pro Wireless Earbuds User Manual

MODEL: G21 PRO

Brand: Rinsmola

1. INTRODUCTION

This manual provides detailed instructions for the Rinsmola G21 Pro Wireless Earbuds. Please read this manual thoroughly before using the product to ensure proper operation and to maximize your user experience. Keep this manual for future reference.

2. WHAT'S IN THE BOX

- 1 x 350mAh Charging Box
- 2 x Bluetooth Headsets (Left & Right Earbuds)
- 6 x Soft Silicone Ear Caps (S/M/L sizes)
- 1 x USB-C Cable
- 1 x User Manual (Multi-language)



Image: All components included in the Rinsmola G21 Pro Wireless Earbuds package.


3. PRODUCT OVERVIEW

The Rinsmola G21 Pro Wireless Earbuds are designed for comfort and high-quality audio. Each earbud weighs approximately 3.6g, and the charging case weighs 34g, making them lightweight and portable. The charging case features a dual LED display to show battery levels for both the case and individual earbuds.



Image: Rinsmola G21 Pro Wireless Earbuds housed in their charging case, displaying battery percentages.

Ultralight & Ergonomic



Comfortable fit



3.6 g



S, M, L

Replaceable silicone ear tips



Image: Illustration of the ergonomic design of the earbuds and the included S/M/L silicone ear tips for a comfortable fit.

4. SETUP INSTRUCTIONS

4.1. Charging the Earbuds and Case

Before first use, fully charge the earbuds and charging case. Place the earbuds into the charging case. Connect the USB-C cable to the charging port on the case and plug the other end into a compatible USB power source. The dual LED display on the case will show the charging status and battery levels for both the case and each earbud. A full charge takes approximately 1.5 hours.

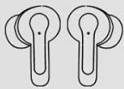
Over 36Hrs Playtime & Dual LED Display



Charging case power display



Charging status display of earbuds(L/R)



8 Hrs
Earbuds



28 Hrs
Full Charge



1.5 Hrs
Fast Charging

Image: The charging case with its LED display showing the battery percentage of the case and individual earbuds.

4.2. Pairing with Your Device

1. Ensure the earbuds are charged.
2. Open the charging case. The earbuds will automatically enter pairing mode.
3. On your device (smartphone, tablet, laptop), enable Bluetooth and search for available devices.
4. Select "G21 Pro" from the list of devices to connect.
5. Once paired, the earbuds will automatically connect to your device when removed from the charging case for subsequent uses.

One Step Pairing & Smart Touch

Latest Bluetooth 5.4 technology for fast pairing without waiting.



Image: A smartphone screen showing the "G21 Pro" available for Bluetooth pairing, with the earbuds and case nearby.

Video: A demonstration of the earbuds' multiple functions, including pairing and touch controls.

5. OPERATING INSTRUCTIONS

5.1. Smart Touch Controls

The earbuds feature high-precision touch controls for easy management of audio and calls:

- **Play/Pause:** Single tap on either earbud.
- **Adjust Volume:** Single tap on the Right earbud for Volume Up, Single tap on the Left earbud for Volume Down.
- **Next Song:** Double tap on the Right earbud.
- **Previous Song:** Double tap on the Left earbud.
- **Answer/End Call:** Single tap on either earbud.
- **Reject Call:** Hold either earbud for 2 seconds.
- **Activate Voice Assistant:** Triple tap on either earbud.




Image: Visual guide to the touch control functions on the Rinsmola G21 Pro earbuds.

5.2. Audio Features

The G21 Pro earbuds deliver immersive Hi-Fi stereo sound with 14.2mm graphene drivers and a triple-layer composite diaphragm, enhancing bass by 85% for a rich audio experience.



Image: Cross-section diagram illustrating the 14.2mm dynamic driver and its components for sound production.

5.3. Call Quality

Equipped with 4 ENC (Environmental Noise Cancelling) microphones, the earbuds filter out up to 80% of environmental noise, ensuring clear calls even in noisy environments.

ENC Noise Reduction Mic for Clear Calls

Effectively reduce environmental noise to ensure clear call quality.



Image: A visual representation of the ENC noise cancelling technology, highlighting the microphones and noise reduction capabilities.

Video: A review highlighting the sound quality and battery life of the earbuds.

6. MAINTENANCE

- **Cleaning:** Regularly clean the earbuds and charging case with a soft, dry cloth. Avoid using harsh chemicals or abrasive materials.
- **Ear Tips:** Remove and clean the silicone ear tips periodically with mild soap and water. Ensure they are completely dry before reattaching.
- **Storage:** Store the earbuds in their charging case when not in use to protect them and keep them charged. Avoid extreme temperatures.
- **Water Resistance:** The earbuds are IP-X7 waterproof, meaning they can withstand immersion in up to 1 meter of water for 30 minutes. However, the charging case is not waterproof. Ensure earbuds are dry before placing them back in the case.



Image: The earbuds shown with water splashes, indicating their IP-X7 waterproof capability.

7. TROUBLESHOOTING

- **Earbuds not pairing:** Ensure both earbuds are charged. Place them back in the case, close it, then open it again to re-enter pairing mode. Check your device's Bluetooth settings and try reconnecting.
- **Only one earbud working:** Place both earbuds back in the charging case, close the lid, and then open it again. This should reset the connection between them.
- **Poor sound quality:** Ensure the earbuds are properly seated in your ears and that the correct size ear tips are used. Check your device's volume and audio settings.
- **Charging issues:** Verify the USB-C cable is securely connected to both the case and the power source. Ensure the charging contacts on the earbuds and inside the case are clean.
- **Touch controls unresponsive:** Ensure your fingers are clean and dry. Try restarting the earbuds by placing them in the case and taking them out again.

8. SPECIFICATIONS

Feature	Specification
Model Name	G21 Pro
Connectivity Technology	Wireless (Bluetooth 5.4)
Bluetooth Range	20 Meters
Audio Latency	31 Milliseconds
Audio Driver Size	14.2 Millimeters
Noise Control	Passive Noise Cancellation (ENC for calls)
Water Resistance Level	IP-X7 Waterproof
Battery Life (Earbuds)	6-8 Hours (single charge)
Total Playtime (with case)	Up to 36 Hours
Charging Time	1.5 Hours
Charging Port	USB-C

Earbud Weight	3.6 Grams (each)
Case Weight	34 Grams
Compatible Devices	IOS/Android smartphones, TVs, computers, laptops

9. WARRANTY AND SUPPORT

Rinsmola is committed to providing high-quality products and customer satisfaction. The G21 Pro Wireless Earbuds come with a **2-year warranty**. For any product inquiries, technical support, or warranty claims, please contact Rinsmola customer service through the retailer's platform or the official Rinsmola website.

We value your feedback and are dedicated to ensuring a positive experience with our products.